Annual Comprehensive Financial Report

for Fiscal Year Ended September 30, 2025

For Flagler County, 2025 was a year of meaningful investments into the infrastructure, economic development, and long-term community resilience. The continued growth and enrichment of the County only further aids in the commitment to excellence seen in years prior and many years to come.

The Flagler County Nexus Center is beginning to take shape as the highly anticipated hub for all residents of the County. The progress made in constructing the Center serves as a visual reminder of the advancement toward an expanded outreach in community engagement. With the new Bunnell Public Library, the Health and Human Services Department, and more all under one roof, the County has created a centralized location of resources for everyone.

Celebrating a long-time coming, landmark achievement, the Flagler County Executive Airport broke ground on the new General Aviation Terminal. This marks an important step toward enhancing aviation services and improving the County's economic development and business growth. The modernization and enhancement of the airport's capabilities will give another boost to the County's growing appeal. The County also commemorated the grand opening of Commerce Parkway in Bunnell, connecting State Road 100 and US 1. This project serves as a connection point for the community, improves the safety of residents by cutting time for first responders, as well as opening a new avenue for both commercial and residential growth. Nearly two decades in the making, it is a reflection of the strong collaboration between Flagler County, the City of Bunnell, and the Florida Department of Transportation and highlights what strategic partnerships can do for the County and its residents.

With these projects underway, completed, and just getting started, Flagler County is striving for the advancement and vitality of its community. Each year, more opportunities are created to expand economic development and outreach from the County to its residents, ensuring Flagler County remains a great place to live, work, and thrive.

The cover art for this report was designed by Haley Praetz, Senior, Flagler Palm Coast High School Digital Media Program — thank you for your talent and contribution.

FLAGLER COUNTY, FLORIDA

Annual Comprehensive Financial Report

for Fiscal Year Ended September 30, 2025

Prepared by:

Clerk of the Circuit Court & Comptroller
Department of Finance

FLAGLER COUNTY, FLORIDA

Annual Comprehensive Financial Report

for Fiscal Year Ended September 30, 2025

TABLE OF CONTENTS

I. INTRODUCTORY SECTION

Title Page i
Table of Contents ii
Principal Officials vii
Certificate of Achievement viii
Organizational Charts ix
Letter of Transmittal xv

II. FINANCIAL SECTION

Independent Auditors Report 1

Management's Discussion and Analysis 4

Basic Financial Statements
- Government-Wide Financial Statements:
  - Statement of Net Position 14
  - Statement of Activities 16
- Governmental Fund Financial Statements:
  - Balance Sheet – Governmental Funds 17
  - Reconciliation of the Governmental Funds Balance Sheet to the Statement of Net Position 18
  - Statement of Revenues, Expenditures, and Changes in Fund Balances – Governmental Funds 19
  - Reconciliation of the Statement of Revenues, Expenditures, and Changes in Fund Balances of Governmental Funds to the Statement of Activities 20
- Proprietary Fund Financial Statements:
  - Statement of Net Position – Proprietary Funds 22
  - Statement of Revenues, Expenses, and Changes in Fund Net Position – Proprietary Funds 24
  - Statement of Cash Flows – Proprietary Funds 25
- Fiduciary Fund Statements:
  - Statement of Fiduciary Net Position 27
  - Statement of Changes in Fiduciary Net Position 28
- Notes to Financial Statements 29

TABLE OF CONTENTS (continued)

Required Supplementary Information:
Budget Comparison Schedules – Major Governmental Funds
General Fund 65
Tourist Development Tax – Beach Restoration 66

Schedules of Proportionate Share of Net Pension Liability 67
Schedules of Employer Contributions 68
Schedules of Changes in the County's OPEB Liability and Related Ratios 69

Nonmajor Governmental Funds and Major Capital Project Fund Descriptions 70
Combining Balance Sheet – Nonmajor Governmental Funds 78
Combining Statement of Revenues, Expenditures and Changes in Fund Balances – Nonmajor Governmental Funds 94
Budget Comparison Schedules – Nonmajor Governmental Funds
General Capital Projects 110
County Transportation Trust 111
Legal Aid 112
Law Enforcement Trust 113
Law Library 114
Court Facilities 115
Tourist Development Tax – Capital Projects 116
Tourist Development Tax – Promotion and Advertising 117
Opioid Settlement 118
Environmentally Sensitive Lands 119
Environmentally Sensitive Lands– 2008 Referendum 120
Utility Regulatory Authority 121
Transportation Impact Fees – West 122
Transportation Impact Fees – East 123
New Transportation Impact Fees – East 124
Transportation Impact Fees - District 1 125
Transportation Impact Fees - District 2 126
Park Impact Fees 127
New Park Impact Fees 128
Law Enforcement Impact Fees 129
Fire Rescue Impact Fees 130
Emergency Services Impact Fees 131
Library Impact Fees 132
Economic Development 133
Daytona North Service District 134
State Housing Initiative 135

TABLE OF CONTENTS (continued)

CDBG Neighborhood Stabilization 136
Bimini Gardens Municipal Service 137
Espanola Mosquito Control 138
Rima Ridge Mosquito Control 139
Building Department 140
Domestic Violence 141
Alcohol and other Drug Trust 142
Court Technology 143
Juvenile Diversion 144
Crime Prevention 145
Court Innovations 146
Teen Court 147
E911 148
North Malacompra District 149
Grant Special Revenue 150
Court Operations 151
Clerk Court Technology 152
Records Modernization 153
Law Enforcement Education 154
Federal Equitable Sharing 155
Inmate Welfare 156
Constitutional Gas Tax 157
Washington Oaks Parks Dune Restoration 158
IT Replacement 159
Hammock Dunes CDD 160
ESL 2008 Referendum 161
Grant Anticipation Note, Series 2020 162
Capital Construction GO Issue 163
Bond -Taxable Special Assessment Revenue Note, Series 2018 164
Bond - Capital Improvement Revenue Note, Series 2020 165
Capital Improvements & Refunding, Series 2015 166
Bond - Capital Improvement Refunding Revenue Note, Series 2024 167
Beach Front Parks 168
Park Maintenance Trust 169
Capital Projects 170

TABLE OF CONTENTS (continued)

Marineland Acres District 171
Capital ESL 2008 Referendum 172
Beach Renourishment 173
Nonmajor Enterprise Funds Descriptions 174
Combining Statement of Net Position – Nonmajor Enterprise Funds 175
Combining Statement of Revenues, Expenditures, and Changes in Fund Net Position – Nonmajor Enterprise Funds 176
Combining Statement of Cash Flows – Nonmajor Enterprise Funds 177

Fiduciary Funds Descriptions 178
Combining Statement of Fiduciary Net Position – Fiduciary Funds 179
Combining Statement of Changes in Fiduciary Net Position - Fiduciary Funds 180

III. STATISTICAL SECTION

Descriptions 181

Financial Trends
Schedule 1 – Net Position by Component 182
Schedule 2 – Changes in Net Position 183
Schedule 3 – Fund Balances, Governmental Funds 185
Schedule 4 – Changes in Fund Balances, Governmental Funds 186

Revenue Capacity
Schedule 5 – Assessed Value of Tax Property 187
Schedule 6 – Property Tax Rates – All Direct and Overlapping Governments 188
Schedule 7 – Principal Property Taxpayers 189
Schedule 8 – Property Tax Levies and Collections 190

Debt Capacity
Schedule 9 – Ratios of Outstanding Debt by Type 191
Schedule 10 – Ratios of General Bonded Debt Outstanding 192
Schedule 11 – Direct and Overlapping Governmental Activities Debt 193
Schedule 12 – Legal Debt Margin Information 194
Schedule 13 – Pledged-Revenue Coverage 195

Demographics and Economic Information
Schedule 14 – Demographics Statistics 198
Schedule 15 – Principal Employers 199

Operating Information
Schedule 16 – Full-Time Equivalent Employees by Function 200
Schedule 17 – Operating Indicators 201

TABLE OF CONTENTS (continued)

Schedule 18 – Capital Assets 202

IV. COMPLIANCE SECTION

Schedule of Expenditures of Federal Awards and State Financial Assistance 203

Notes to the Schedule of Expenditures of Federal Awards and State Financial Assistance.....207

Independent Auditors' Report on Compliance for Each Major Federal Program and Major State Project and on Internal Control over Compliance Required by the Uniform Guidance and Chapter 10.550, Rules of the Auditor General 208

Schedule of Findings and Questioned Costs.....211

Independent Auditors' Report on Internal Control over Financial Reporting and on Compliance And Other Matters Based on an Audit of Financial Statements Performed In Accordance with Government Auditing Standards 213

Independent Auditors' Report on the Schedule of Expenditures of Federal Awards and State Projects Required by Uniform Guidance and Chapter 10.550, Rules of the Auditor General.....215

Independent Accountants' Examination Report.....218

FLAGLER COUNTY, FLORIDA

PRINCIPAL OFFICIALS

FOR PERIOD ENDED SEPTEMBER 30, 2025

BOARD OF COUNTY COMMISSIONERS

Andy Dance **– Chair –** District 1

Leann Pennington **– Vice Chair –** District 4

Gregory Hansen – District 2

Kim Carney **–** District 3

Pam Richardson **–** District 5

CLERK OF THE CIRCUIT COURT AND COMPTROLLER AND CLERK TO THE BOARD OF COUNTY COMMISSIONERS

Tom Bexley

TAX COLLECTOR

Shelly Edmonson

SHERIFF

Rick Staly

PROPERTY APPRAISER

James Gardner

SUPERVISOR OF ELECTIONS

Kaitlyn Lenhart

Government Finance Officers Association

Certificate of Achievement for Excellence in Financial Reporting

Presented to

Flagler County
Florida

For its Annual Comprehensive
Financial Report
For the Fiscal Year Ended

September 30, 2024

Christopher P. Morrill

Executive Director/CEO

Organizational Chart

As of fiscal year ending September 30, 2025

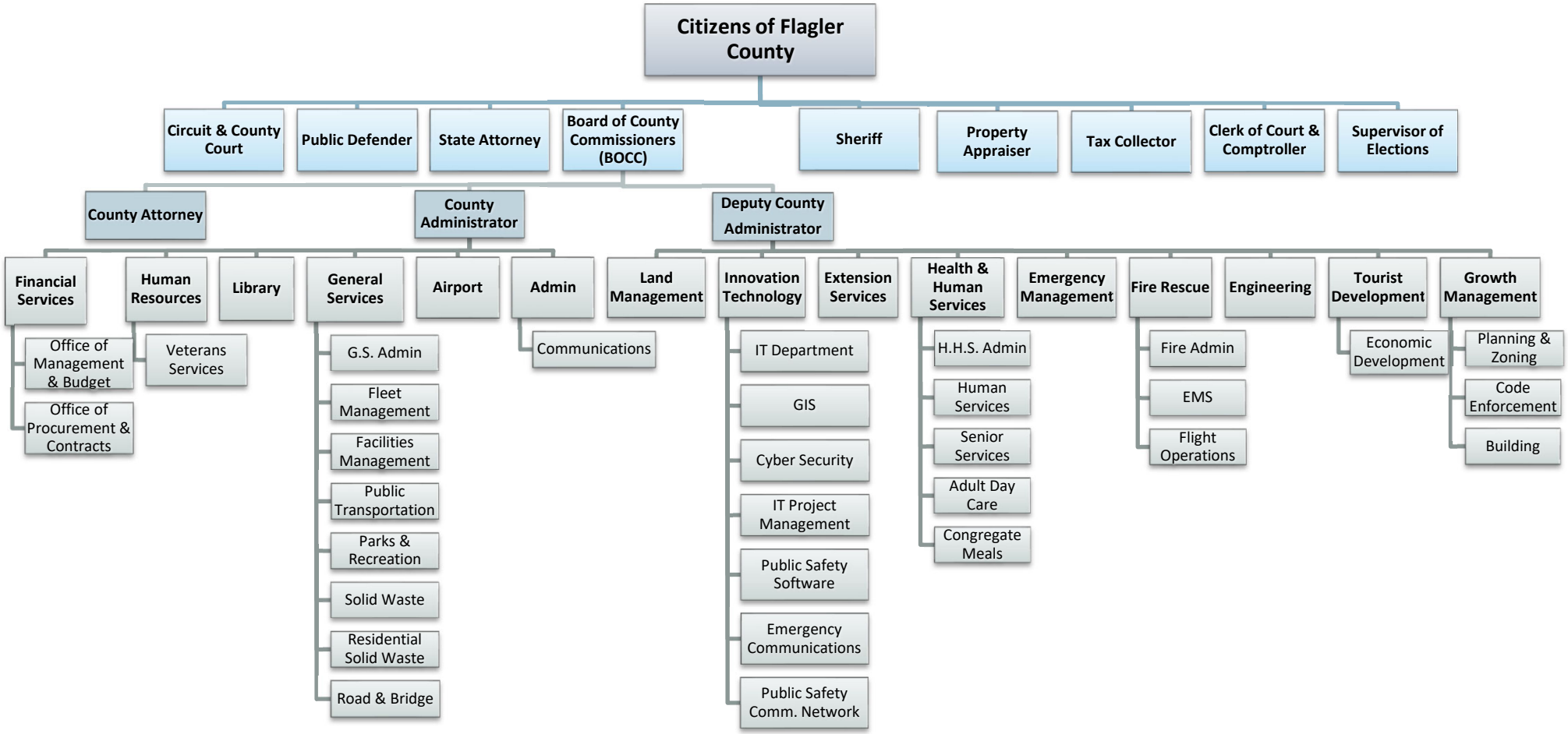

FLAGLER COUNTY CLERK OF CIRCUIT COURT & COMPTROLLER

As of Fiscal Year Ending 9/30/2025

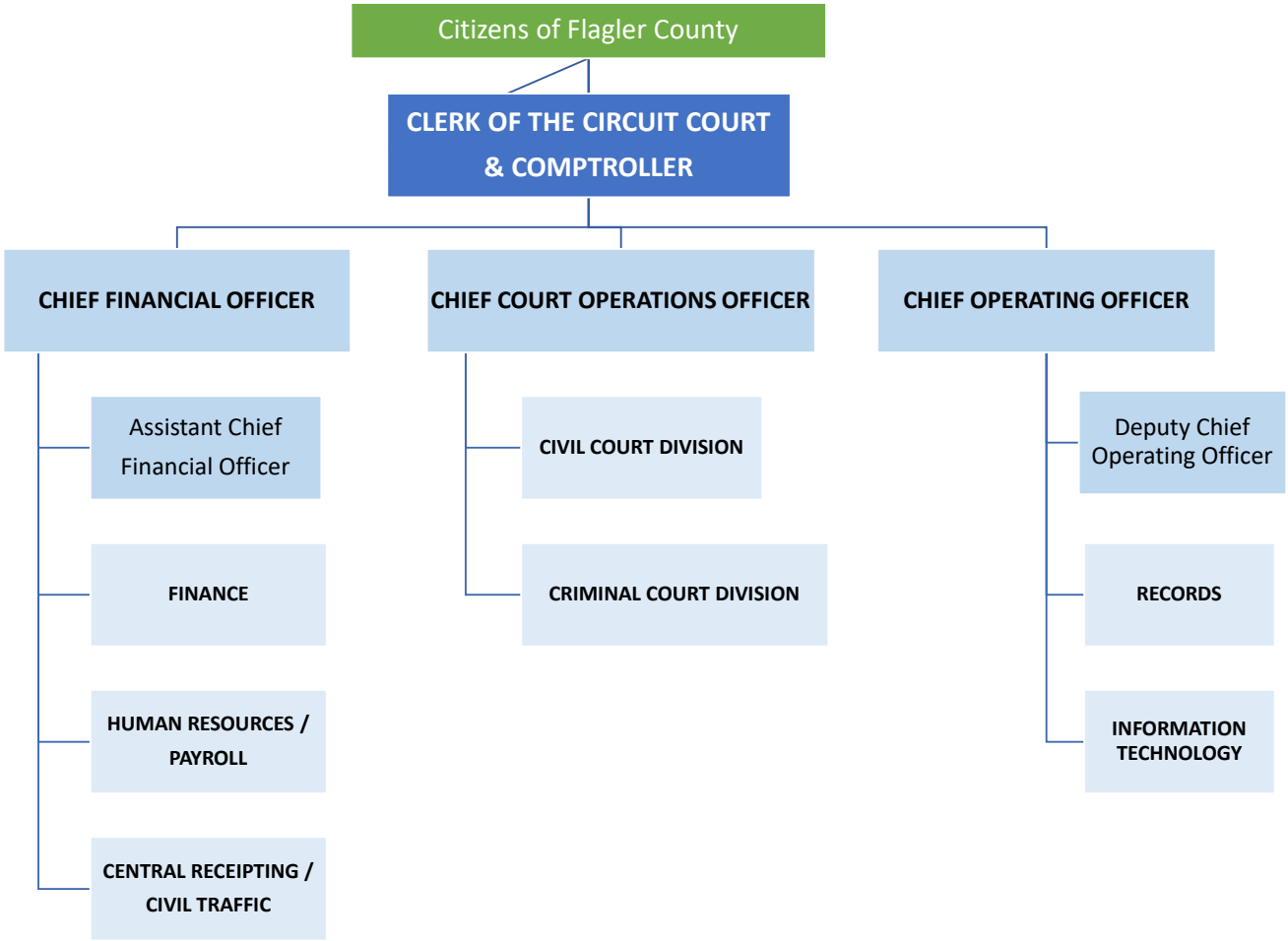

Flagler County Sheriff's Office
Rick Staly, Sheriff
Organizational Chart
as of September 30, 2025

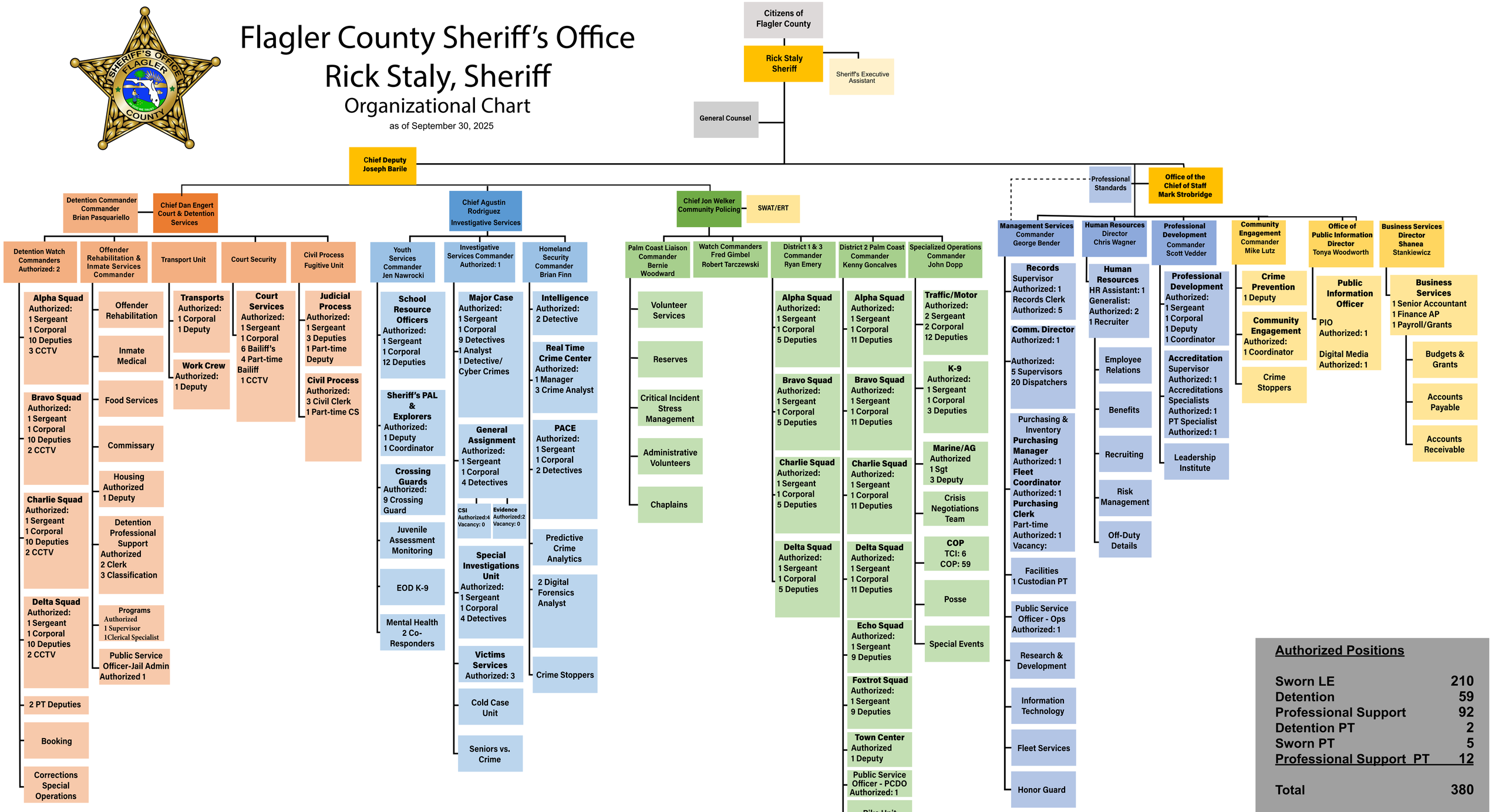

Authorized Positions

Sworn LE	210
Detention	59
Professional Support	92
Detention PT	2
Sworn PT	5
Professional Support PT	12
Total	380

FLAGLER COUNTY TAX COLLECTOR

As of Fiscal Year Ending 9/30/2025

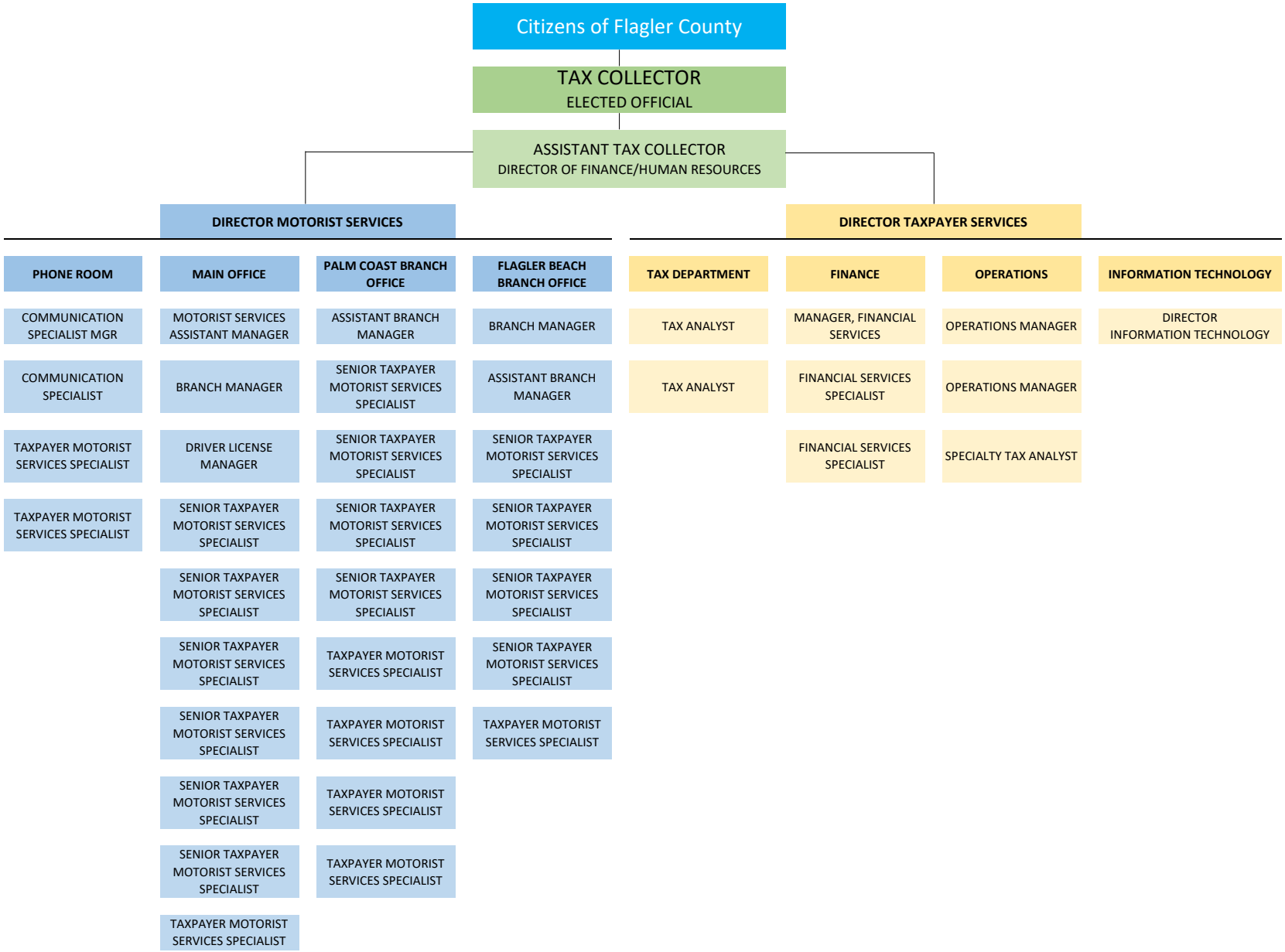

FLAGLER COUNTY

Property Appraiser's Office

As of Fiscal Year ending 9/30/2025

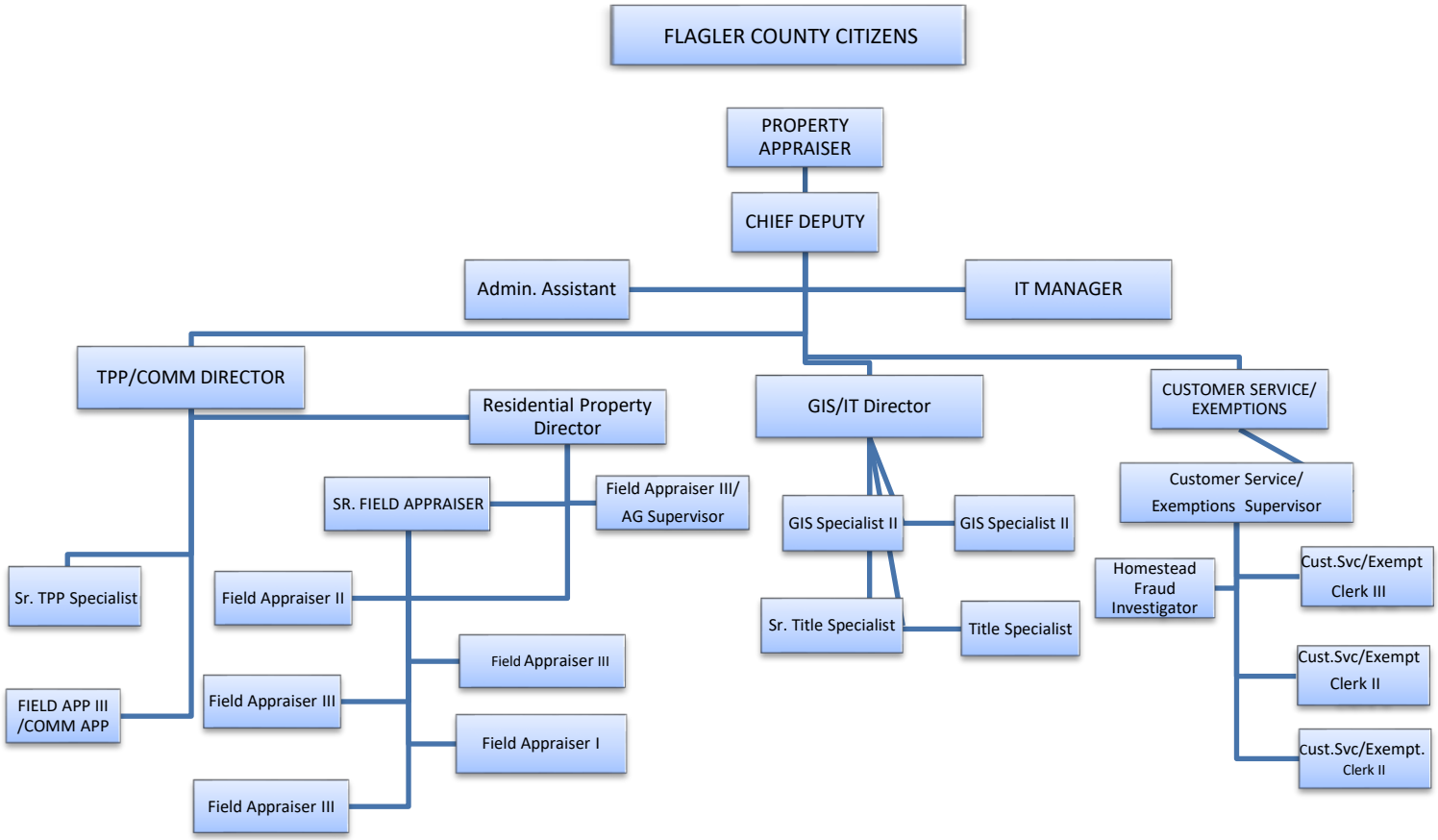

FLAGLER COUNTY SUPERVISOR OF ELECTIONS ORGANIZATIONAL CHART

As of fiscal year ending September 30, 2025

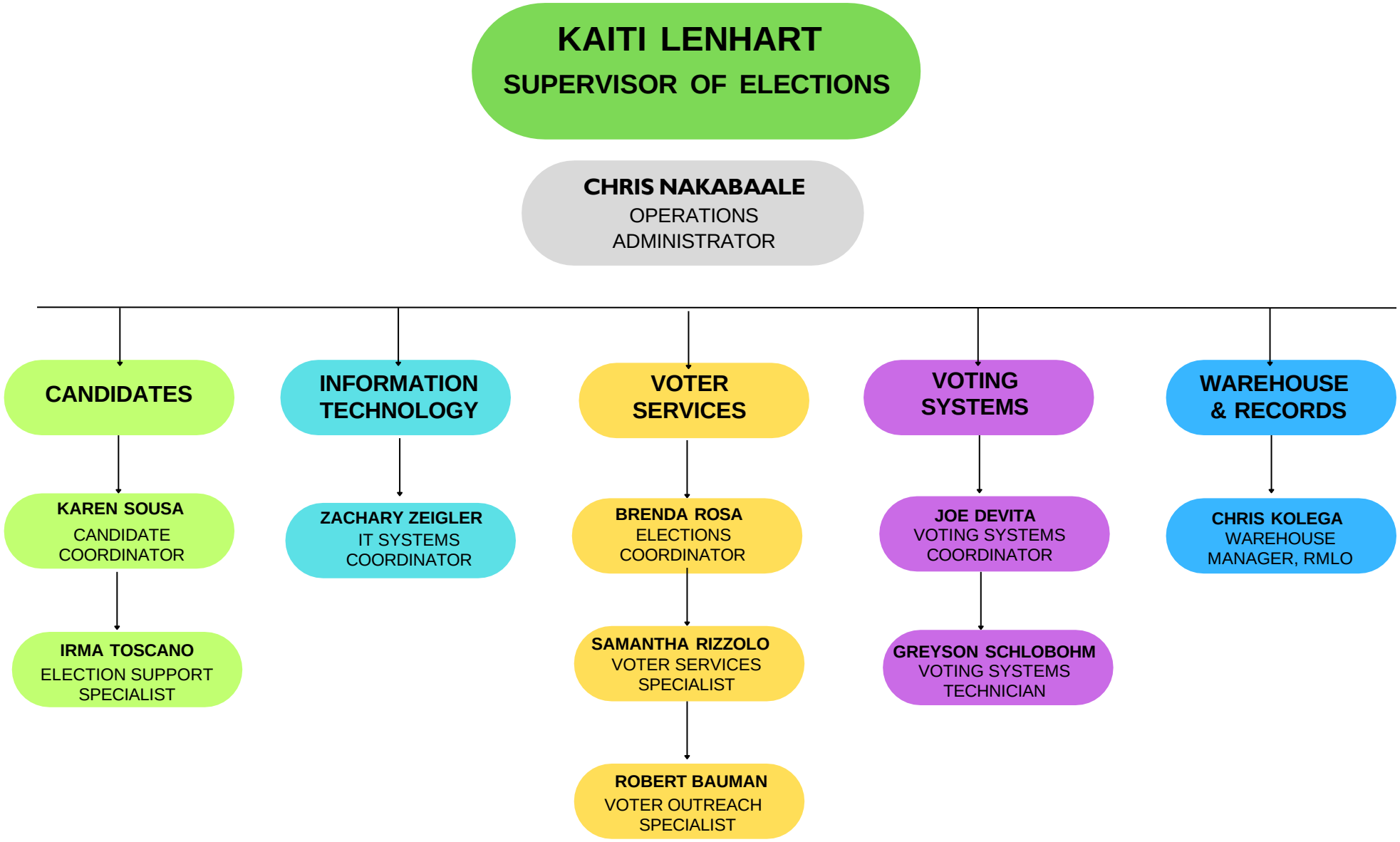

Tom Bexley
CLERK & COMPTROLLER
1769 East Moody Blvd., Building #1 • Bunnell, FL 32110
Phone: (386) 313-4400 • Website: flaglerclerk.gov

May 22, 2026

To the Honorable Board of
County Commissioners and to the
Citizens of Flagler County, Florida

In accordance with Section 218.39 of the Florida Statutes, we are pleased to submit to you, the Board of County Commissioners and the citizens of Flagler County, the Annual Comprehensive Financial Report of Flagler County, Florida, for the year ended September 30, 2025.

State law requires that every general-purpose local government publish, within nine months of the close of the fiscal year, a complete set of financial statements. This report is published to fulfill that requirement for the fiscal year ended September 30, 2025.

Management assumes full responsibility for the completeness and reliability of the information contained in this report, based upon a comprehensive framework of internal controls that it has established for this purpose. Responsibility for the accuracy of the presented data and the completeness and fairness of the presentation, including all disclosures, rests with the Clerk of the Circuit Court and Comptroller as Chief Financial Officer of Flagler County. We believe the financial and statistical information presented is accurate in all material respects and is set forth in a manner designed to fairly present the financial position and result of operations of the County.

The County is responsible for establishing and maintaining internal controls to provide reasonable, but not absolute, assurance regarding the safeguarding of assets against loss from unauthorized use or disposition. The cost of a control should not exceed the benefits, and such decisions are the responsibility of County management.

Flagler County's financial statements for the year ended September 30, 2025, have been audited by the independent accounting firm of James Moore & CO., P.L., licensed in the state of Florida. The goal of the independent audit is to provide reasonable assurance that the financial statements of the County are free from material misstatement. The independent audit involves examining on a test basis, evidence supporting the amounts and disclosures in the financial statements; assessing the accounting principles used and significant estimates made by management; and evaluating the overall financial statement presentation. The independent auditors rendered an unmodified opinion. Based on their audit, the County's fiscal year ended September 30, 2025, financial statements are fairly presented in conformity with GAAP. The independent auditor's report is presented as the first component of the financial section of this report.

In accordance with the requirements of Section 215.97 of the Florida Statutes, the independent audit of the County financial statements was part of a mandated "Single Audit" designed to meet the special needs of federal and state grantor agencies. The standards governing single audit engagements require the independent auditor to report not only on the fair presentation of the financial statements, but also on the audited government's internal controls and compliance with legal requirements, with special emphasis on internal controls and legal requirements involving the administration of federal awards. These reports are presented in the section entitled Compliance.
Governmental accounting and auditing principles require that management provide a narrative introduction, overview and analysis to accompany the basic financial statements in the form of

Management's Discussion and Analysis (MD&A). This transmittal letter is designed to complement the MD&A and should be read in conjunction with it. The MD&A follows the independent auditor's report.

County Services and Reporting Entity

Flagler County was established in 1917 by the legislature of the State of Florida. Its territorial limits, as they presently exist, contain approximately 485 square miles of land area and 86 square miles of water area for a total area of 571 square miles. The County is located on the northeast coast of the Florida peninsula approximately 60 miles south of Jacksonville, Florida and 24 miles north of Daytona Beach and has approximately 19 miles of beachfront on the Atlantic Ocean. The County is bordered by St. Johns County to the north, Putnam County to the west and Volusia County to the South. The County is comprised of five municipalities – Palm Coast, Flagler Beach, Beverly Beach, Bunnell and Marineland.

The County operates under a commission/administrator form of government, with a governing body consisting of five county commissioners. The County is divided into five geographical districts, with five commissioners elected from each of these separate districts. The County Commissioners are the policy decision makers. In addition to the Board of County Commissioners, there are five elected constitutional officers performing specifically designated governmental functions: Clerk of the Circuit Court and Comptroller, Sheriff, Tax Collector, Property Appraiser and Supervisor of Elections.

Formal budgetary integration is employed as a management control device during the year for all governmental funds of the County for which annual budgets are adopted. Budgets for all governmental fund types are adopted on a basis consistent with GAAP, except for the Municipal Services sub-fund portion of the General Fund. The office of the Sheriff, Property Appraiser and Supervisor of Elections each operate their respective offices as budget officers with funding provided by the Board in the form of operating subsidies. In return, each budget officer is responsible for the collection of revenues within their jurisdiction area, and for the subsequent remittance of those collections to the Board. The Tax Collector is operated as a fee office. The Clerk of the Circuit Court and Comptroller operates a portion of the office as a budget officer, with the remainder being operated as a fee officer. Fee officers are authorized to retain revenues generated within their offices for the purpose of defraying the costs of operations. The Clerk of the Circuit Court and Comptroller serves as Clerk to the Board of County Commissioners and Comptroller for all board fiscal duties. The Clerk also serves as Clerk to the Circuit and County Courts.

Cash management is exercised independently by each constitutional officer. The Clerk of the Circuit Court and Comptroller serves as the treasurer and custodian of County funds and disburses funds on their behalf as required by law, and applicable management directives. Investment in idle funds is performed in accordance with the County's Investment policy.

In developing and evaluating the accounting system, consideration is given to the adequacy of internal controls. Internal accounting controls are designed to provide reasonable assurance regarding the safeguarding of assets and the reliability of financial records used to prepare accurate financial reports.

Economic Condition and Outlook

Financial conditions may be defined as the ability to balance cyclical expenditure needs with recurring revenue sources, while providing adequate services on a continuing basis. Given the County's financial statements are a snapshot of the activities of the previous fiscal year, the best understanding can be achieved by examining the environment in which the County functions. Assessing financial condition is dependent on many different factors, not limited to and including local economy, planning and projects, management policies and practices, and risk management.

Local Economy

Flagler County is a part of Northeast Florida's "First Coast" – a region rich with history. This area is economically diverse: from shipping and heavy industry to tourism and leisure activities. Flagler County experienced unprecedented growth in earlier years and is on the rise again; at one point, known as the fastest growing county in the U.S. (CNN Money, March 2006). The County had a population of 140,714 in 2025. The 2025 Florida Research & Economic Database and Bureau of Economic Analysis showed an increase in population of 3.2% in one year. The 2025 population data showed an increase in the population of the County of 22% between the years of 2020 and 2025.

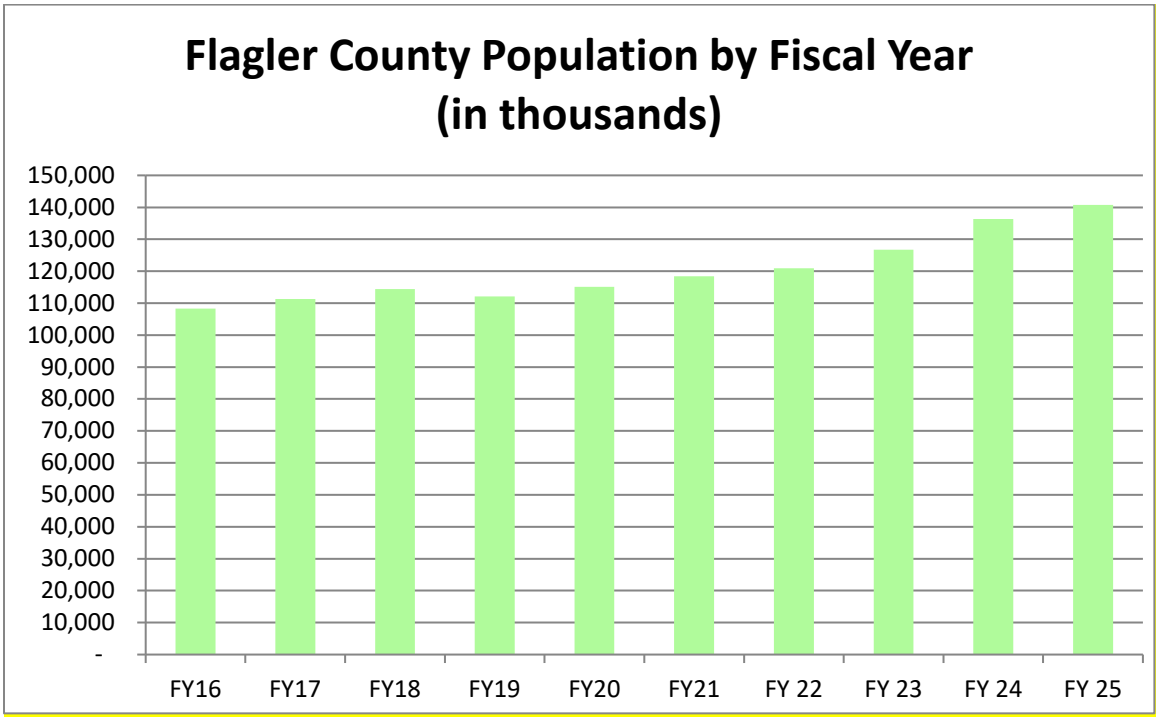

The principal commerce during this population increase was a continued presence in agriculture; with a large share of expansion resulting from the residential home building industry. The County issued 3,527 building permits in the 2025 fiscal year. Unemployment numbers reached a high in 2010 of 15.1%. Flagler County now enjoys a much lower 4.9% rate, slightly higher than the 4.3% state average. The personal income is hovering at about $66,716, below the State of Florida per personal income median of $73,006. An increasing school enrollment of around 14,873 students at the two local high schools, two middle schools, five elementary schools, one virtual school and one charter school over the previous 5 years reflects the County's population change and noticeable growth.

Planning and Projects

Significant population growth in the last decade demands infrastructure improvements. The previous population graphic, showing just under 30% increase in population in those last 10 years from 108,310 to 140,714 residents, clearly establishes the necessity for capital growth and expansion as well as maintenance and upgrades to current infrastructure. Flagler County Government has responded to these demands both proactively and reactively. The following examples of ongoing projects reflect a healthy response to growth and a plan focusing on long term stability.

Major capital projects and improvements

- Flagler County Fire Administration Station 50: this project is a new construction of approximately 19,000 square feet Fire Administration Station located on Old Moody Boulevard in Bunnell, Florida. The total estimated project budget is $15,253,837 with an estimated completion date of December 26, 2026.

- Flagler County Fire Station 51: this project is a new construction of an approximately 10,000 square foot Fire Rescue Station located on CR305, near the intersection with SR100. Total estimated project budget is $10,364,235 with an estimated completion in November 2026.

- Visitor Eco Discovery Center: this is a new construction project of approximately 10,000 square foot facility located on SR100. This facility will serve the county and the region with eco-tourism opportunities and to create access and elevate awareness of the county's vast natural areas for all through education and high-quality recreational opportunities. Total estimated project budget of $10,362,000 with and is expected to be completed in Fall 2027.

- Multipurpose Emergency Preparedness Facility: this is a new construction project of 10,000 square foot storm shelter facility/exhibit hall which will include a dividable main area, kitchen, storage, restrooms with showers and outside HVAC equipment. Total estimated project budget $10,000,000 with an estimated completion date of June 30, 2026.

Management policies and practices

Flagler County's investment policy is largely guided by State statute. The purpose of this policy is to set forth in the investment objectives and parameters for the management of the public funds of Flagler County Board of County Commissioners. This policy focuses on three main criteria: safety, liquidity, and yield. Thus, the policy is designed to ensure the prudent management of public funds, the availability of operating and capital funds when needed, and an investment return competitive with comparable fund and financial markets. This approach allows the County to maximize financial return within the parameter of acceptable risk. The current investment policy defines various safeguards and loss prevention measures, including:

- Delegations of authority
- Standards of prudence
- Ethics and conflicts of interest
- Internal controls and investment procedures
- Continuing education
- Authorized investment institutions and dealers
- Maturity and liquidity requirements
- Risk and diversification
- Master re-purchase agreements
- Competitive selection of investment instruments
- Authorized investments and portfolio composition
- Performance measurements
- Reporting
- Third-party custodial agreements
- Formal investment policy adoption

Flagler County has FY 2025 assets totaling approximately $671 million with total liabilities of $232 million. This strong financial footing is reinforced by Standard & Poor's Ratings Services. The S&P outlook is positive and affirmed by its 'AA' rating for both Flagler County's outstanding: Series 2015 General Obligation Refunding Bonds and Series 2024 Capital Improvement Non- Ad Valorem Refunding Revenue Bonds.

These bonds are secured by the County's full faith, credit and resources pledged, while its covenant to budget and appropriate from legally available non-ad valorem revenue secures the capital

improvement and revenue refunding bonds. Non-ad valorem revenue means all legally available general fund revenue other than those generated from property tax.

Risk management

Flagler County acknowledges a multitude of inherent risks. These perceived risks are mitigated by a conservative self-insurance program and third-party insurance policies to lessen the potential for large unforeseen losses.

Employee life and health insurance is provided as a benefit under a health insurance plan administered by a third-party vendor. Employees pay for the cost of family health insurance coverage. The County recognizes and provides funding for all losses up to $225,000 There is a third party stop-loss insurance policy in place which responds to claims exceeding this limit.

The County oversees the acquisition and administration of Workers Compensation insurance as well as Employment Practices Liability Coverage. Additionally, the County manages the purchase of all commercial insurance policies for the economic protection of County assets.

County administration and legal counsel establish appropriate policies and supports compliance with the policies and County standard for insurance held by contactors, tenants, vendors, concessionaires, and others whose actions may expose the County to the risk of financial loss.

Goals and Objectives

Management's goals and objectives are to continue to provide infrastructure for future growth, sound fiscal management and to maintain the quality of services provided to the citizens of Flagler County. Further, The County plans to expand and diversify its economic base to control the tax burden on the local taxpayer. This is accomplished through recruitment and retention of contributory businesses which derive their incomes and payrolls from exports of goods or services outside the local economy. Active promotion is necessary to attract these would be businesses to Flagler, strengthening and enhancing its existing business base.

Flagler County's economy has shown improvement over the most recent years as witnessed by a significant drop in unemployment and a drastic increase in building permits While the County has historically relied on property taxes and intergovernmental revenues to fund its operations, the continued and ongoing goal is to spur commercial development to bolster the tax base and reduce the historic necessity on ad valorem taxes to fund County operations. Flagler County government continues to operate on a conservative budget.

Acknowledgments

An Annual Comprehensive Financial Report of this nature could not have been prepared without the efficient and dedicated service of all team members involved. Also appreciated are the efforts of elected officials and members of the County team, for their interest and support in planning and conducting the financial operation of the County in a progressive and responsible manner.

Sincerely,

Tom Bexley
Clerk of the 61rcuit Court and Comptroller

JAMESMOORE

INDEPENDENT AUDITORS' REPORT

To the Honorable Board of County Commissioners,
Flagler County, Florida:

Report on the Audit of the Financial Statements

Opinions

We have audited the accompanying financial statements of the governmental activities, the business-type activities, each major fund, and the aggregate remaining fund information of Flagler County, Florida (the County), as of and for the year ended September 30, 2025, and the related notes to the financial statements, which collectively comprise the County's basic financial statements as listed in the table of contents.

In our opinion, the accompanying financial statements present fairly, in all material respects, the respective financial position of the governmental activities, the business-type activities, each major fund, and the aggregate remaining fund information of the County, as of September 30, 2025, and the respective changes in financial position, and, where applicable, cash flows thereof and budgetary comparison statements for the year then ended in accordance with accounting principles generally accepted in the United States of America.

Basis for Opinions

We conducted our audit in accordance with auditing standards generally accepted in the United States of America (GAAS) and the standards applicable to financial audits contained in *Government Auditing Standards* (GAS), issued by the Comptroller General of the United States. Our responsibilities under those standards are further described in the Auditors' Responsibilities for the Audit of the Financial Statements section of our report. We are required to be independent of the County and to meet our other ethical responsibilities, in accordance with the relevant ethical requirements relating to our audit. We believe that the audit evidence we have obtained is sufficient and appropriate to provide a basis for our audit opinions.

Responsibilities of Management for the Financial Statements

Management is responsible for the preparation and fair presentation of the financial statements in accordance with accounting principles generally accepted in the United States of America, and for the design, implementation, and maintenance of internal control relevant to the preparation and fair presentation of financial statements that are free from material misstatement, whether due to fraud or error.

In preparing the financial statements, management is required to evaluate whether there are conditions or events, considered in the aggregate, that raise substantial doubt about the County's ability to continue as a going concern for twelve months beyond the financial statement date, including any currently known information that may raise substantial doubt shortly thereafter.

Auditors' Responsibilities for the Audit of the Financial Statement

Our objectives are to obtain reasonable assurance about whether the financial statements as a whole are free from material misstatement, whether due to fraud or error, and to issue an auditors' report that includes our opinions. Reasonable assurance is a high level of assurance but is not absolute assurance and therefore is not a guarantee that an audit conducted in accordance with GAAS and *Government Auditing Standards* will always detect a material misstatement when it exists. The risk of not detecting a material misstatement resulting from fraud is higher than for one resulting from error, as fraud may involve collusion, forgery, intentional omissions, misrepresentations, or the override of internal control. Misstatements are considered material if there is a substantial likelihood that, individually or in the aggregate, they would influence the judgment made by a reasonable user based on the financial statements.

In performing an audit in accordance with GAAS and *Government Auditing Standards*, we:

- Exercise professional judgment and maintain professional skepticism throughout the audit.
- Identify and assess the risks of material misstatement of the financial statements, whether due to fraud or error, and design and perform audit procedures responsive to those risks. Such procedures include examining, on a test basis, evidence regarding the amounts and disclosures in the financial statements.
- Obtain an understanding of internal control relevant to the audit in order to design audit procedures that are appropriate in the circumstances, but not for the purpose of expressing an opinion on the effectiveness of the County's internal control. Accordingly, no such opinion is expressed.
- Evaluate the appropriateness of accounting policies used and the reasonableness of significant accounting estimates made by management, as well as evaluate the overall presentation of the financial statements.
- Conclude whether, in our judgment, there are conditions or events, considered in the aggregate, that raise substantial doubt about the County's ability to continue as a going concern for a reasonable period of time.

We are required to communicate with those charged with governance regarding, among other matters, the planned scope and timing of the audit, significant audit findings, and certain internal control–related matters that we identified during the audit.

Required Supplementary Information

Accounting principles generally accepted in the United States of America require that the management's discussion and analysis and required supplementary information, as listed in the table of contents, be presented to supplement the basic financial statements. Such information is the responsibility of management and, although not a part of the basic financial statements, is required by the Governmental Accounting Standards Board, who considers it to be an essential part of financial reporting for placing the basic financial statements in an appropriate operational, economic, or historical context. We have applied certain limited procedures to the required supplementary information in accordance with auditing standards generally accepted in the United States of America, which consisted of inquiries of management about the methods of preparing the information and comparing the information for consistency with management's responses to our inquiries, the basic financial statements, and other knowledge we obtained during our audit of the basic financial statements. We do not express an opinion or provide any assurance on the information because the limited procedures do not provide us with sufficient evidence to express an opinion or provide any assurance.

Supplementary Information

Our audit was conducted for the purpose of forming opinions on the financial statements that collectively comprise the County's basic financial statements. The combining and individual nonmajor fund financial statements and other schedules, and schedule of expenditures of federal awards and state financial assistance, as required by the audit requirements of Title 2 U.S. Code of Federal Regulations (CFR) Part 200, *Uniform Administrative Requirements, Cost Principles, and Audit Requirements for Federal Awards* (Uniform Guidance), and Section 215.97, Florida Statutes, *Florida Single Audit Act*, are presented for purposes of additional analysis and are a required part of the basic financial statements.

Such information is the responsibility of management and was derived from and relates directly to the underlying accounting and other records used to prepare the basic financial statements. The information has been subjected to the auditing procedures applied in the audit of the basic financial statements and certain additional procedures, including comparing and reconciling such information directly to the underlying accounting and other records used to prepare the basic financial statements or to the basic financial statements themselves, and other additional procedures in accordance with auditing standards generally accepted in the United States of America. In our opinion, the accompanying combining and individual fund financial statements and other schedules, and schedule of federal awards and state financial assistance is fairly stated, in all material respects, in relation to the basic financial statements as a whole.

Other Information Included in the Annual Comprehensive Financial Report

Management is responsible for the other information included in the annual comprehensive financial report (ACFR). The other information comprises the introductory and statistical sections, but does not include the basic financial statements and our auditors' report thereon. Our opinions on the basic financial statements do not cover the other information, and we do not express an opinion or any form of assurance thereon.

In connection with our audit of the basic financial statements, our responsibility is to read the other information and consider whether a material inconsistency exists between the other information and the basic financial statements, or the other information otherwise appears to be materially misstated. If, based on the work performed, we conclude that an uncorrected material misstatement of the other information exists, we are required to describe it in our report.

Other Reporting Required by *Government Auditing Standards*

In accordance with *Government Auditing Standards*, we have also issued our report dated May 22, 2026, on our consideration of the County's internal control over financial reporting and on our tests of its compliance with certain provisions of laws, regulations, contracts, and grant agreements and other matters. The purpose of that report is solely to describe the scope of our testing of internal control over financial reporting and compliance and the results of that testing, and not to provide an opinion on the effectiveness of internal control over financial reporting or on compliance. That report is an integral part of an audit performed in accordance with *Government Auditing Standards* in considering the County's internal control over financial reporting and compliance.

James Moore & Co., P.L.

Daytona Beach, Florida
May 22, 2026

MANAGEMENT'S DISCUSSION AND ANALYSIS

Flagler County Management's Discussion and Analysis presents a narrative overview and analysis of the County's financial activities for the fiscal year ended September 30, 2025. The information contained in the Management's Discussion and Analysis (MD&A) is intended to highlight significant transactions, events, and conditions and should be considered in conjunction with the County's financial statements beginning on page 14.

OVERVIEW OF THE FINANCIAL STATEMENTS

This discussion and analysis is intended to serve as an introduction to the County's basic financial statements. The County's basic financial statements are comprised of three components: (1) government-wide financial statements, (2) fund financial statements, and (3) notes to the financial statements. This report also contains required supplementary information and other supplementary information in addition to the basic financial statements themselves.

Government-wide financial statements

The government-wide financial statements, which consist of the following two statements, are designed to provide readers with a broad overview of the County's finances, in a manner similar to a private-sector business.

The statement of net position presents information on all County assets, deferred outflows, liabilities, and deferred inflows, with the difference between the sum of assets and deferred outflows, minus the sum of liabilities and deferred inflows, reported as net position. Over time, increases or decreases in net position may serve as a useful indicator of whether the financial position of the County is improving or deteriorating.

The statement of activities presents information showing how the County's net position changed during the fiscal year ended September 30, 2025. All changes in net position are reported as soon as the underlying event giving rise to the change occurs, regardless of the timing of related cash flows. Thus, revenues and expenses are reported in this statement for some items that will only result in cash flows in future periods, such as uncollected taxes and earned but unused personal leave.

Both financial statements distinguish functions of the County that are principally supported by taxes and intergovernmental revenues (governmental activities) from other functions that are intended to recover all or a significant portion of their costs through user fees and charges (business-type activities). The types of County governmental activities include general government, public safety, physical environment, transportation, economic environment, human services, culture and recreation, court related, and interest on long-term debt. The business-type activities of the County include the airport, landfill, and waste management.

The government-wide financial statements can be found on pages 14-16 of this report.

Fund financial statements

A fund is a grouping of related accounts used to maintain control over resources that have been segregated for specific activities or objectives. The County, like other State and local governments, uses fund accounting to ensure and demonstrate compliance with finance-related legal requirements. All funds of the County can be divided into three categories: governmental funds, proprietary funds, and fiduciary funds.

Governmental funds

Governmental funds are used to account for essentially the same functions reported as governmental activities in the government-wide financial statements. However, unlike government-wide financial statements, governmental fund financial statements focus on near-term inflows and outflows of spendable resources, as well as on balances of spendable resources available at the end of the fiscal year. Such information may be useful in evaluating the County's near-term financing requirements.

OVERVIEW OF THE FINANCIAL STATEMENTS (CONTINUED)

Since the focus of governmental funds is narrower than that of government-wide financial statements, it is useful to compare the information presented for governmental funds with similar information presented for governmental activities in the government-wide financial statements. By doing so, readers may better understand the long-term impact of the County's near-term financing decisions. Both the governmental fund balance sheet and the governmental fund statement of revenues, expenditures, and changes in fund balances provide reconciliation to facilitate this comparison between governmental funds and governmental activities.

The County maintains numerous individual governmental funds. Information is presented separately in the governmental fund balance sheet and in the government fund statement of revenues, expenditures, and changes in fund balances for the general fund and the general capital projects fund, both of which are considered major funds. Information related to the additional nonmajor governmental funds is combined into a single, aggregated presentation. Individual fund information for each non-major governmental fund is provided in the form of combined statements.

The County adopts an annual appropriated budget for its general, budgeted special revenue and debt service funds as well as project-term budgets for the capital projects funds. A budgetary comparison schedule has been provided for the general fund and any major and non-major funds with annually appropriated budgets to illustrate compliance.

The governmental funds financial statements can be found on pages 17-21 of this report.

Recent Accounting Pronouncements

The Governmental Accounting Standards Board (GASB) has issued the following statements that will become effective in or after 2025.

- Statement No. 103 – *Financial Reporting Model Improvements*, effective Fiscal Year 2026
- Statement No. 104 – *Disclosure of Certain Capital Assets*, effective Fiscal Year 2026
- Statement No. 105 – *Subsequent Events*, effective Fiscal Year 2027.

The County is evaluating the requirements of these statements and the impact on financial reporting.

Additional information on the recent accounting pronouncements can be found in Note 1 on page 37 of this report.

FINANCIAL SUMMARY

- As of September 30, 2025, total assets and deferred outflows of resources exceeded total liabilities and deferred inflows, reported as net position, by $439,306,308.
- Total net position increased by $47,045,519 over the prior fiscal year ending September 30, 2024. More detail can be found under the section titled, "Government-Wide Financial Analysis," later in this document.
- Total governmental activities' net position increased by $45,978,092. Overall governmental activities revenue increased, with property taxes, intergovernmental, capital grants & contributions and charges for services balancing against a decrease in operating grants and contributions. Expenses increased across many areas, with decreases seen in the physical environment, human services, and culture/recreation. The cumulative result was an increase in net position.
- Total business-type activities' net position increased by $1,067,427, a result of increased revenues from charges for services, which exceeded a decrease in capital grants and contributions.

DETAILED ANALYSES

Government-wide Financial Analysis

Over time, net position may serve as a useful indicator of the County's financial position. In the fiscal year ended September 30, 2025, total assets and deferred outflows of the County exceeded liabilities and deferred inflows by $439,306,308.

FLAGLER COUNTY, FLORIDA

NET POSITION

(in thousands)

	Governmental Activities		Business-type Activities		Total	
	2024	**2025**	**2024**	**2025**	**2024**	**2025**
Current and other assets	$ 180,803	$ 197,445	$ 21,039	$ 23,088	$ 201,842	$ 220,533
Capital assets	376,859	399,194	51,421	51,262	428,280	450,456
Total Assets	557,662	596,639	72,460	74,350	630,122	670,989
Deferred Outflows	39,771	37,373	329	299	40,100	37,672
Non-current liabilities	198,421	194,077	3,111	4,460	201,532	198,537
Other liabilities	43,641	31,398	1,495	1,805	45,136	33,203
Total Liabilities	242,062	225,475	4,606	6,265	246,668	231,740
Deferred Inflows	16,956	24,143	14,337	13,472	31,293	37,615
Net position						
Net investment in capital assets	282,262	313,771	48,374	48,042	330,636	361,813
Restricted	100,114	74,089	2,448	1,723	102,562	75,812
Unrestricted (deficit)	(43,960)	(3,467)	3,023	5,148	(40,937)	1,681
Total Net Position	$ 338,416	$ 384,393	$ 53,845	$ 54,913	$ 392,261	$ 439,306

The County's net investment in capital asset balance at the end of the fiscal year was $361,813,158, an increase of $31,177,502 compared with last year. Governmental investment in capital assets increased by $31,509,426 and business-type investment decreased by $331,924. The increase in Governmental investment is primarily due to an increase in capital assets net of depreciation of $20,183,855, as well as a reduction in bonds payable (issued for capital projects) of $11,972,540, non-debt related capital and retainage payables of $1,390,776, and an increase in subscription liability of $2,389,822.

The County's Restricted Net Position balance at the end of the fiscal year was $ 75,812,133. This amount represents resources subject to external restrictions on how they are used and shows a decrease of $26,749,370 compared with last year. Governmental activities decreased by $26,024,088 and business-type activities decreased by $725,282. The reduction in governmental activities is primarily due to a reduction in capital projects of $18,548,359 and general government funds purposed in the amount of $6,903,289.

The County reported Unrestricted Net Position in the amount of $1,681,017, an increase of $42,617,387 compared with last year. Governmental activities increased by $40,492,754 and business-type activities increased by $2,124,633. The governmental activities increased in general funds by $18,917,618, general capital projects funds by $14,196,171, nonmajor special revenue funds by $3,036,855 and net pension liability by $17,322,532, offset by an increase in deferred inflows net pension liability of $6,805,805 and deferred outflows net pension liability of $5,885,405.

Capital Assets and Long-Term Financing Activity

The County's capital assets for its governmental and business-type activities as of September 30, 2025, amounts to $450,456,066 (net of accumulated depreciation). The capital assets include land, fine arts collections, buildings, improvements other than buildings, vehicles, equipment, infrastructure, construction in progress, lease and subscriptions assets. The total net increase in the County's capital assets for the fiscal year ended September 30, 2025, was $22,335,342 from governmental activities with a decrease of $158,751 in business-type activities.

Major capital events during this fiscal year include the following:

- Construction of Nexus Center (Library and Health & Human Services) building, $12,384,103
- Improvements to County roadways, $6,422,016
- Purchase of Environmental Sensitive Land, $4,225,617
- Purchase of Sheriff's Office vehicles, helicopter and other equipment, $2,439,764
- Construction of General Aviation Terminal facility at the Airport, $1,555,624

FLAGLER COUNTY, FLORIDA

Capital Assets
(in thousands)

	Governmental Activities		Business-type Activities		Total	
	2024	2025	2024	2025	2024	2025
Land	$ 99,665	$ 103,921	$ 2,948	$ 2,948	$ 102,613	$ 106,869
Fine art collection	124	124	-	-	124	124
Construction in progress	10,156	21,928	575	2,197	10,731	24,125
Buildings	89,144	87,060	14,632	14,383	103,776	101,443
Improvements other than buildings	3,900	3,236	1,462	1,020	5,362	4,256
Equipment	4,564	6,482	333	236	4,897	6,718
Vehicles	17,844	17,666	-	-	17,844	17,666
Infrastructure	147,345	152,503	31,382	30,368	178,727	182,871
Right-to-use lease assets	3,233	3,119	89	110	3,322	3,229
Right-to-use subscription assets	884	3,155	-	-	884	3,155
Total Liabilities	$ 376,859	$ 399,194	$ 51,421	$ 51,262	$ 428,280	$ 450,456

Additional information on the county's capital assets can be found in Notes 5 and 6 on pages 43-45 of this report.

Debt Administration

The County's long-term debt obligation for notes and bonds within governmental and business-type activities as of September 30, 2025, was $81,760,946, a decrease of $8,385,927. New debt obligation issued by the county in this fiscal year included Capital Improvement Non-Ad Valorem Refunding Revenue Bonds, Series 2024, with an original face value of $24,965,000, issued in January 2025; Capital Improvement Revenue Note, S2024A issued December 18, 2024, not to exceed $1,455,000; and Capital Improvement Revenue Note S2024B issued December 18, 2024, not to exceed $535,000. The capital-related debt is net of $2,379,852 in unspent debt proceeds.

Additional information on the county's long-term debt obligations can be found in Note 7 on pages 45-50 of this report.

Expenses and Program Revenues

FLAGLER COUNTY, FLORIDA
CHANGES IN NET POSITION
(in thousands)

	Government-wide Activities		Business-type Activities		Total	
	2024	2025	2024	2025	2024	2025
Revenues						
Program revenues						
Charges for Services	$ 25,476	$ 29,597	$ 7,734	$ 7,832	$ 33,210	$ 37,429
Operating grants and contributions	29,528	30,359	-	-	29,528	30,359
Capital grants and contributions	10,509	22,922	5,119	1,620	15,628	24,542
General revenues						
Property taxes	116,577	131,113	-	-	116,577	131,113
Other taxes	16,749	17,281	-	-	16,749	17,281
Intergovernmental	2,531	2,653	-	-	2,531	2,653
Miscellaneous	8,569	8,101	377	385	8,946	8,486
Total revenues	209,939	242,026	13,230	9,837	223,169	251,863
Expenses						
General government	37,390	40,963	-	-	37,390	40,963
Public safety	84,702	93,539	-	-	84,702	93,539
Physical environment	18,667	17,983	-	-	18,667	17,983
Transportation	17,412	20,418	-	-	17,412	20,418
Economic environment	3,340	3,904	-	-	3,340	3,904
Human services	5,570	5,226	-	-	5,570	5,226
Culture/recreation	7,370	5,886	-	-	7,370	5,886
Court related	5,777	5,370	-	-	5,777	5,370
Interest long-term debt	2,713	2,728	-	-	2,713	2,728
Airport	-	-	4,668	4,571	4,668	4,571
Landfill	-	-	328	325	328	325
Waste management	-	-	3,470	3,904	3,470	3,904
Total expenses	182,941	196,017	8,466	8,800	191,407	204,817
Change in net position before transfers	26,998	46,009	4,764	1,037	31,762	47,046
Transfers	(137)	(31)	137	31	-	-
Change in net position	26,861	45,978	4,901	1,068	31,762	47,046
Net position, beginning of year	311,555	338,415	48,944	53,845	360,499	392,260
Net position, end of year	$ 338,416	$ 384,393	$ 53,845	$ 54,913	$ 392,261	$ 439,306

Governmental activities

Governmental activities increased the County's net position by $45,978,092.

Approximately two-thirds of total governmental spending was primarily funded by ad valorem taxes, which recorded a 13.58% increase in countywide property values, including new construction, while maintaining a reasonably steady countywide operating millage rate at 7.9945. This led to an increase in ad valorem taxes of approximately $14 million.

Countywide personal service expenditures increased as the County instituted a 3.9% cost-of-living adjustment to salaries, excluding prior union negotiation agreements.

Governmental activities (continued)

The revenues by source graph below shows four major revenue sources, including property taxes of $131,113,108 compared to $116,577,024 in the prior year, charges for services of $29,597,072 compared to $25,475,669 in the prior year, operating grants and contributions of $30,358,611 compared to $29,528,016 in fiscal year 2024, and capital grants and contributions of $22,921,614 compared to $10,508,812 in the prior year.

Revenues by Source - Governmental Activities

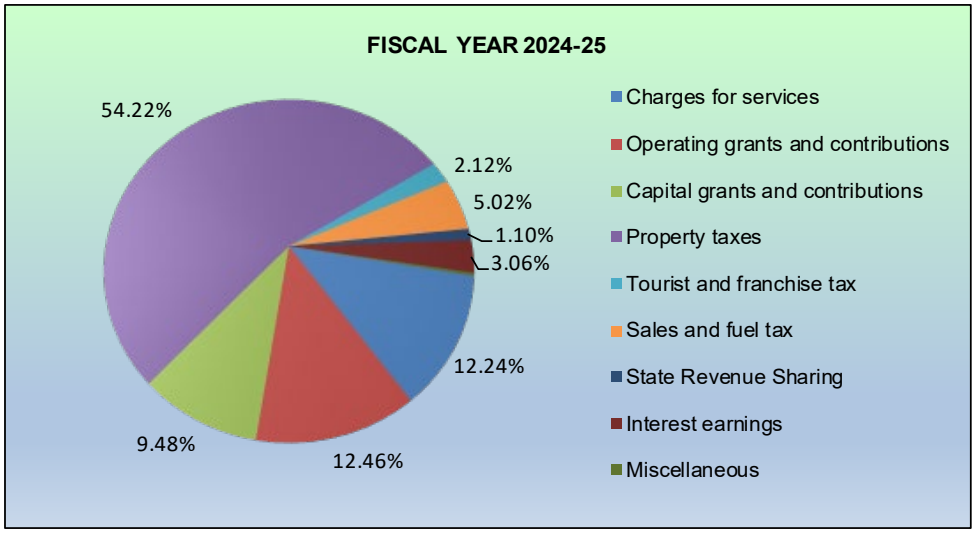

The expenses and program revenues graph below highlights the County's major programs as public safety, general government, physical environment and transportation. Total program revenues for these four programs was $70,801,173 compared to $54,430,853 in the prior year, an increase of $16,370,320; total expenditures for these same programs increased $14,731,236 from $158,171,172 during the prior year to $172,902,408 in the current fiscal year.

Expenses and Program Revenues – Governmental Activities

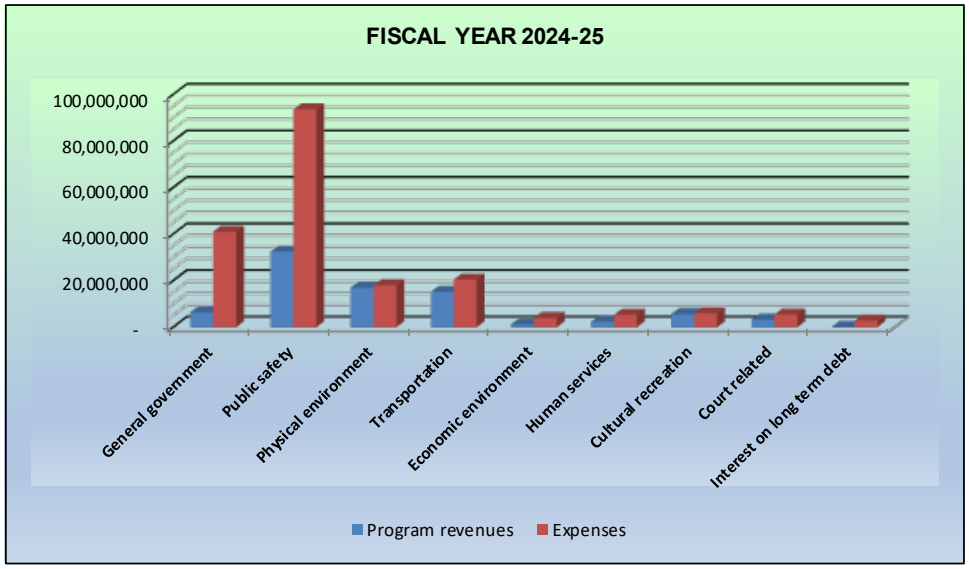

Governmental activities (continued)

Public safety, consisting of Emergency Services and Fire/Rescue, Emergency Management, Growth Management and Law Enforcement, experienced a significant increase in program revenues, up nearly 50% from $21,684,925 to $32,408,054, with charges for services going up by $5,058,719, operating grants and contributions increasing by $4,449,889, and capital grants and contributions up by $1,214,521, a total increase in those four programs of $10,723,129. Public safety expenses incurred were $93,538,622 compared to $84,701,659, an increase of 10.4% over the prior fiscal year. This increase is primarily due to additional personal services expenses, an increase in medical services for prisoners of 49% from $1.5 million in the prior year to more than $2.2 million; and a 25% increase in the cost of medical examiner services provided by St. John's County. These changes led to a net expense in public safety of $61,130,568 compared to last year's net expense of $63,016,734.

General government revenues stayed relatively flat while expenses increased to $40,962,625 compared to $37,390,025 in the prior fiscal year, due to expenses related to the ARPA – Canal Capacity Expansion project under the storm water master plan, with an expense of approximately $1.7 million as well as increased personal services expenses. Overall, general government showed a net expense of $34,612,873 in the current year compared to the prior year's net expense of $30,985,149.

Revenues for physical environment realized a slight increase in operating grants and contributions from $12,801,214 to $13,457,619, and a substantial increase in capital grants and contributions of $2,945,094 from $549,855 the prior year to $3,494,949 as of September 30, 2025, primarily attributable to State Legislation appropriation of $3.0 million to purchase 3 Creeks/Pringle Forest property. Expenses for physical environment declined by 3.67% to $17,982,864 from $18,667,123, due to a pause in Flagler County's A1A dune restoration project, a reduction in spending of close to $2.5 million from the prior year and an increase of $1.5 million related to the ARPA – Willow Woods project in Palm Coast. The net result of these changes was an overall net expense of $1,030,296.

Transportation experienced a drop in charges for services from $858,709 to $145,371 and in operational grants and contributions from $2,410,377 to $1,842,160, and an increase in capital grants and contributions from $9,720,897 to $13,103,268, resulting in an overall increase in revenues of $2,100,816. As a result, expenses, primarily funded through operating and capital grants, grew by 17.26% from $17,412,365 in the prior year to $20,418,297, with the increase primarily due to the Commerce Parkway Connector project, a 2-lane, 1.7-mile roadway connecting SR-100 to the south side of US 1, providing a more direct route to that area for emergency vehicles, and new water and sewer utilities in the City of Bunnell. The net expense created by these changes is $5,327,498 compared to a net expense of $4,422,382 in the prior year.

Business-type activities

Business-type activities increased the County's net position in the amount of $1,067,427.

The expenses and program revenues graph on the following page shows the two major business-type programs as the airport and waste management, with the airport accounting for $4,571,071 of expenditures and waste management with $3,904,456, totaling $8,475,527.

Program revenues for the Airport dropped from $9,048,029 to $5,531,109, a difference of $3.5 million due to the end of Federal and State grant funding in the prior fiscal year and work continuing to complete the project in the current year. Waste Management saw a slight increase in program revenues from $3,803,181 to $3,919,321 primarily due to an increase in customers from 9,000 to 9,250.

Business-type activities (continued)

Airport operating expenses dropped slightly from the prior year's total of $4,568,644 to $4,571,071, while Waste Management increased from $3,424,993 in the prior year to $3,904,456, an increase of $479,463, due primarily to a 10% increase in contracted services with Waste Pro to collect the County's solid waste.

Expenses and Program Revenues – Business-type Activities

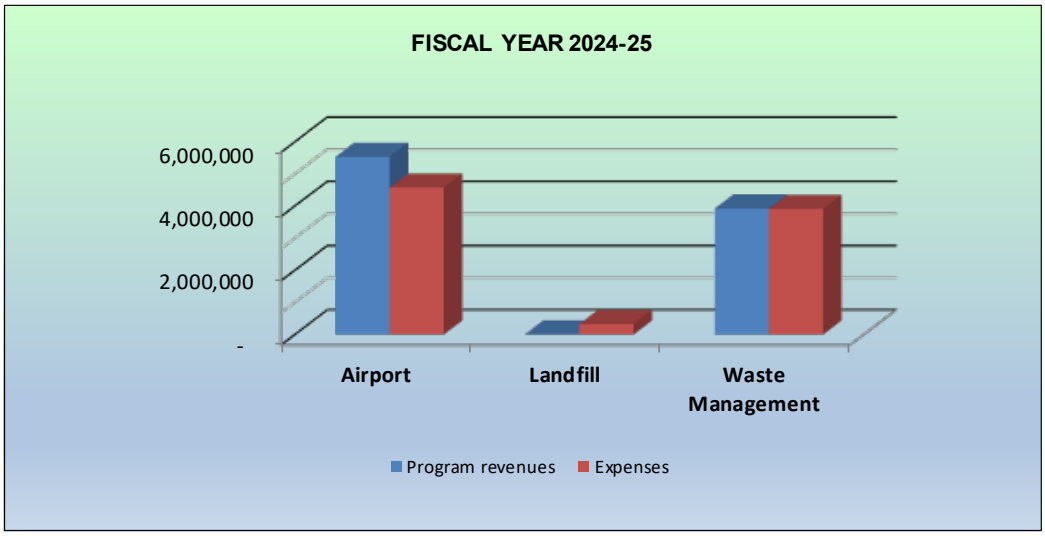

The revenues by source graph below shows two major revenue sources including charges for services of $7,831,632 and capital grants and contributions of $1,620,452, totaling $9,452,084.

Revenues by Source - Business-type Activities

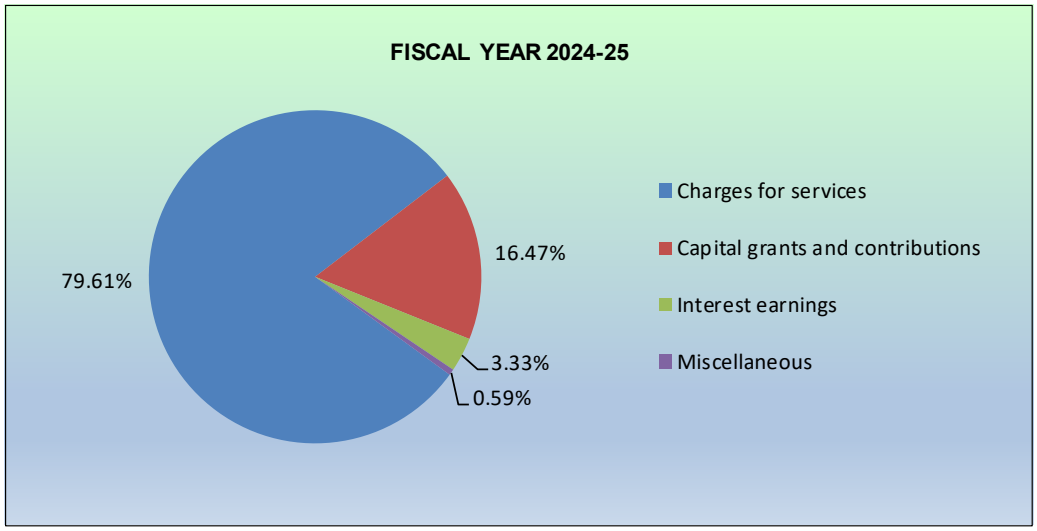

Financial Analysis of the County's Funds

The County uses fund accounting to ensure and demonstrate compliance with finance-related legal requirements.

The focus of the County's governmental funds is to provide information on near-term inflows, outflows, and balances of spendable resources. Such information is useful in assessing the County's financing requirements. Assigned and unassigned fund balance may serve as a useful measure of the County's net resources available for spending at the close of a fiscal year.

On September 30, 2025, the County's governmental funds reported combined ending fund balances of $159,000,335, an increase of $12,179,631 over the previous fiscal year. Assigned and unassigned fund balance of $84,219,630 in total governmental funds is available for spending at the County's discretion, leaving $73,898,899 of fund balances restricted for spending within the limitations of the funds' revenue source; the amount reported as restricted for debt service was $9,715,891.

General Fund

The general fund is the operating fund of the County. On September 30, 2025, assigned and unassigned fund balances of this fund were $69,596,824 while the total fund balance amounted to $73,521,421. As a measure of the general fund's liquidity, it may be useful to compare both assigned fund balance and the total fund balance to total fund expenditures. The general fund reported $1,606,570 of assigned fund balance, which represents FY26 adopted budget for FY25 operating expenditures carried forward. The fund balance of the County's general fund increased by $14,483,100 during the fiscal year ended September 30, 2025, the net effect of increases in ad valorem taxes from $111,126,496 to $125,523,856, charges for services revenues from $19,488,173 to $23,538,921, intergovernmental revenue from $12,020,274 to $16,304,243 combined with a decrease in interfund transfers, and increases in spending for public safety from $72,966,094 to $86,060,152 and general government from $33,322,703 to $38,647,003. The cumulative result is an increase in General Fund.

Major Funds

The Tourist Development Tax – Beach Restoration fund moved from a non-major to a mayor fund this fiscal year and ended with a non-spendable and restricted fund balance of $311,962. The decrease in fund balance of $1,790,949 was primarily due to the increase in expenditure for the beach dune restoration/nourishment project.

General Capital Projects ended this fiscal year with a non-spendable and assigned fund balance of $14,196,171. The decrease in fund balance of $6,243,687 was primarily due to expenditure on Nexus Center building (Library and Health & Human Services).

Details regarding the change of the Tourist Development Tax – Beach Restoration Fund from non-major to major fund can be found in Note 16 on page 66 of this report.

Special Revenue Funds

The special revenue funds have a total fund balance of $49,242,549; the details of which are provided in the form of combining statements, since all are non-major.

Proprietary funds

The County's proprietary funds provide information similar to that found in the business activities of the government-wide financial statements, while furnishing more detail.

Proprietary funds reported unrestricted net position of $8,013,469 on September 30, 2025, of which business-type enterprise fund activities represented $5,147,773. A total of $1,722,627 was reported as restricted for capital projects and acquisitions within business-type enterprise fund activities.

CURRENTLY KNOWN FACTS, DECISIONS OR CONDITIONS

Economic Factors

Flagler County has historically relied on property taxes and intergovernmental resources to fund its operations. The County has utilized grants together with road and park impact fees to help fund the infrastructure needs of its population.

During fiscal year 2007, the Florida Legislature imposed restrictions on the ability of municipalities and counties to increase millage rates. In January 2008, the voters of Florida passed Amendment 1, which further limits property tax collections. In addition to the impact of Amendment 1, the value of properties in Flagler County decreased significantly during the economic downturn. The County continues to have slight property value increases in the current fiscal year.

Next Year's Budgets and Rates

The Board of County Commissioners approved an operating millage rate of 7.9945 mills and a voted debt service millage rate of 0.1855 mills for a total millage rate of 8.1800 mills in the upcoming fiscal year.

The County budget for Fiscal Year 2026 was set at $335,772,213, an increase of 9.10% over the prior year. The General Fund budget represented $202,737,165 of that total, an increase of 13.40% over the prior year. The gross taxable value increased 9.94%, with property taxes for a home valued at $300,000 (less $50,000 homestead exemption) reaching $2,045.

Flagler County could also be subject to a decrease in other revenues that are dependent on economic activity; therefore, the County continues to operate on a conservative budget.

CURRENTLY KNOWN FACTS, DECISIONS OR CONDITIONS (CONTINUED)

Notable Events

- Flagler County Fire Administration Station 50: this project is a new construction of approximately 19,000 square feet Fire Administration Station located on Old Moody Boulevard in Bunnell, Florida. The total estimated project budget is $15,253,837 with an estimated completion date of December 26, 2026.
- Flagler County Fire Station 51: this project is a new construction of an approximately 10,000 square foot Fire Rescue Station located on CR305, near the intersection with SR100. Total estimated project budget is $10,364,235 with an estimated completion in November 2026.
- Visitor Eco Discovery Center: this is a new construction project of approximately 10,000 square foot facility located on SR100. This facility will serve the county and the region with eco-tourism opportunities and to create access and elevate awareness of the county's vast natural areas for all through education and high-quality recreational opportunities. Total estimated project budget of $10,362,000 with and is expected to be completed in Fall 2027.
- Multipurpose Emergency Preparedness Facility: this is a new construction project of 10,000 square foot storm shelter facility/exhibit hall which will include a dividable main area, kitchen, storage, restrooms with showers and outside HVAC equipment. Total estimated project budget $10,000,000 with an estimated completion date of June 30, 2026.

Requests for Information

This financial report is designed to present users with a general overview of the County's finances and to demonstrate the County's accountability. If you have questions concerning the information provided in this report or need additional financial information, contact Tom Bexley, Clerk of Circuit Court & Comptroller, 1769 E. Moody Blvd. Building #1, Bunnell, FL 32110.

FLAGLER COUNTY, FLORIDA
STATEMENT OF NET POSITION
SEPTEMBER 30, 2025

	PRIMARY GOVERNMENT		
	GOVERNMENTAL ACTIVITIES	BUSINESS-TYPE ACTIVITIES	TOTAL
ASSETS			
Cash and cash equivalent	$ 31,378,992	$ 1,012,672	$ 32,391,664
Restricted cash and cash equivalents	1,636,570	100,134	1,736,704
Cash with fiscal agent	22,017	-	22,017
Investments	129,504,762	4,970,627	134,475,389
Restricted investments	-	1,225,758	1,225,758
Accounts receivable, net	5,938,399	103,425	6,041,824
Leases receivable	3,230,448	14,632,115	17,862,563
Interest receivable	4,309	-	4,309
Notes receivable	1,080,387	-	1,080,387
Internal balances	56,816	(56,816)	-
Due from other governmental agencies	23,686,262	1,039,215	24,725,477
Inventory	497,771	60,507	558,278
Other assets	408,097	-	408,097
Capital assets			
Land and work in progress	125,972,137	5,144,394	131,116,531
Lease assets, net of accumulated amortization	3,118,774	109,199	3,227,973
Subscription assets, net of accumulated amortization	3,154,867	119	3,154,986
Capital assets being depreciated, net	266,948,192	46,008,384	312,956,576
Total capital assets, net of depreciation	399,193,970	51,262,096	450,456,066
Total assets	596,638,800	74,349,733	670,988,533
DEFERRED OUTFLOWS OF RESOURCES			
Bond refunding	1,095,724	-	1,095,724
Pension related	30,547,497	249,968	30,797,465
OPEB related	5,729,551	49,292	5,778,843
Total deferred outflows of resources	37,372,772	299,260	37,672,032
LIABILITIES			
Accounts payable and accrued expenses	11,934,256	526,599	12,460,855
Capital related accounts payable	3,371,798	496,869	3,868,667
Due to other governmental agencies	10,295,183	25,022	10,320,205
Deposits	1,636,570	100,134	1,736,704
Interest payable	1,016,157	29,024	1,045,181
Unearned revenue	3,143,571	-	3,143,571
Long-term liabilities:			
Due within one year:			
Notes and bonds payable	8,401,630	445,000	8,846,630
Lease liability	910,576	26,865	937,441
Subscription-based information technology liability	385,526	95	385,621
Compensated absences	7,349,816	152,637	7,502,453
Total OPEB liability	379,084	2,897	381,981
Due in more than one year:			
Notes and bonds payable	69,338,316	3,576,000	72,914,316
Lease liability	2,319,983	84,503	2,404,486
Subscription-based information technology liability	2,761,323	-	2,761,323
Compensated absences	141,790	-	141,790
Total OPEB liability	11,597,156	65,440	11,662,596
Net pension liability	90,491,918	733,644	91,225,562
Total liabilities	225,474,653	6,264,729	231,739,382

The notes to financial statements are an integral part of this statement.

FLAGLER COUNTY, FLORIDA
STATEMENT OF NET POSITION
SEPTEMBER 30, 2025

(Concluded)

	PRIMARY GOVERNMENT		
	GOVERNMENTAL ACTIVITIES	BUSINESS-TYPE ACTIVITIES	TOTAL
DEFERRED INFLOWS OF RESOURCES			
Lease related	2,910,359	13,322,079	16,232,438
Pension related	19,159,162	116,839	19,276,001
OPEB related	2,073,754	32,682	2,106,436
Total deferred inflows of resources	24,143,275	13,471,600	37,614,875
NET POSITION			
Net investment in capital assets	313,770,894	48,042,264	361,813,158
RESTRICTED FOR:			
Capital projects and acquisitions	19,291,296	1,722,627	21,013,923
Courts and records modernization	722,737	-	722,737
Debt service	9,715,891	-	9,715,891
Federal and state grants	2,894,522	-	2,894,522
Federal and state law	20,395,577	-	20,395,577
Impact fees	8,163,059	-	8,163,059
Land acquisitions and management	11,438,491	-	11,438,491
Law enforcement education	33,307	-	33,307
Mosquito control	75,583	-	75,583
Park maintenance	885,485	-	885,485
Road and drainage maintenance	451,322	-	451,322
Utility regulations	22,236	-	22,236
Unrestricted	(3,466,756)	5,147,773	1,681,017
Total net position	$ 384,393,644	$ 54,912,664	$ 439,306,308

The notes to financial statements are an integral part of this statement.

FLAGLER COUNTY, FLORIDA
GOVERNMENT -WIDE
STATEMENT OF ACTIVITIES
FOR THE FISCAL YEAR ENDED SEPTEMBER 30, 2025

		PROGRAM REVENUES			NET (EXPENSE) REVENUE AND CHANGES IN NET POSITION PRIMARY GOVERNMENT		
FUNCTIONS/PROGRAMS	**EXPENSES**	**CHARGES FOR SERVICES**	**OPERATING GRANTS AND CONTRIBUTIONS**	**CAPITAL GRANTS AND CONTRIBUTIONS**	**GOVERNMENTAL ACTIVITIES**	**BUSINESS-TYPE ACTIVITIES**	**TOTAL**
Primary government:							
GOVERNMENTAL ACTIVITIES:							
General government	$ 40,962,625	$ 5,197,907	$ 1,151,845	$ -	$ (34,612,873)		$ (34,612,873)
Public safety	93,538,622	20,881,306	10,295,582	1,231,166	(61,130,568)		(61,130,568)
Physical environment	17,982,864	-	13,457,619	3,494,949	(1,030,296)		(1,030,296)
Transportation	20,418,297	145,371	1,842,160	13,103,268	(5,327,498)		(5,327,498)
Economic environment	3,904,203	-	1,082,416	-	(2,821,787)		(2,821,787)
Human services	5,225,750	165,576	1,178,910	941,159	(2,940,105)		(2,940,105)
Cultural recreation	5,886,448	468,724	923,649	4,151,072	(343,003)		(343,003)
Court related	5,369,451	2,738,188	426,430	-	(2,204,833)		(2,204,833)
Interest on long term debt	2,728,461	-	-	-	(2,728,461)		(2,728,461)
Total governmental activities	196,016,721	29,597,072	30,358,611	22,921,614	(113,139,424)		(113,139,424)
BUSINESS-TYPE ACTIVITIES:							
Airport	4,571,071	3,910,657	-	1,620,452		$ 960,038	960,038
Solid Waste	324,836	1,654	-	-		(323,182)	(323,182)
Waste Management	3,904,456	3,919,321	-	-		14,865	14,865
Total business-type activities	8,800,363	7,831,632	-	1,620,452		651,721	651,721
Total primary government	$ 204,817,084	$ 37,428,704	$ 30,358,611	$ 24,542,066	(113,139,424)	651,721	(112,487,703)
General revenues:							
Property taxes					131,113,108	-	131,113,108
Tourist and franchise taxes					5,135,841	-	5,135,841
Sales and fuel taxes					12,145,433	-	12,145,433
State Revenue Sharing					2,653,107	-	2,653,107
Interest earnings					7,398,323	327,253	7,725,576
Miscellaneous					702,574	57,583	760,157
Transfers					(30,870)	30,870	-
Total general revenues and transfers					159,117,516	415,706	159,533,222
Change in net position					45,978,092	1,067,427	47,045,519
Net position, beginning of year					338,415,552	53,845,237	392,260,789
Net position , end of year					$ 384,393,644	$ 54,912,664	$ 439,306,308

The notes to financial statements are an integral part of this statement.

FLAGLER COUNTY, FLORIDA
BALANCE SHEET
GOVERNMENTAL FUNDS
SEPTEMBER 30, 2025

	GENERAL FUND	TOURIST DEVELOPMENT TAX - BEACH RESTORATION	GENERAL CAPITAL PROJECTS	NONMAJOR GOVERNMENTAL FUNDS	TOTAL GOVERNMENTAL FUNDS
ASSETS					
Cash and cash equivalents	$ 19,198,923	$ 3,020,341	$ 425,281	$ 9,660,799	$ 32,305,344
Investments	55,309,353	15,167	9,464,924	62,548,868	127,338,312
Cash with fiscal agent	70	-	-	21,947	22,017
Accounts receivable (net of allowance for uncollectibles)	2,363,571	2,449,863	29,540	270,531	5,113,505
Leases receivable	3,230,448	-	-	-	3,230,448
Interest receivable	4,309	-	-	-	4,309
Notes receivable	1,080,387	-	-	-	1,080,387
Due from other funds	9,415,061	1,344,165	991,365	749,657	12,500,248
Due from other governments	3,294,746	6,840,311	4,737,404	8,813,801	23,686,262
Inventory	497,771	-	-	-	497,771
Prepaid expenditures	109,837	239,000	25,015	10,183	384,035
Other assets	14,062	-	-	10,000	24,062
Total assets	$ 94,518,538	$ 13,908,847	$ 15,673,529	$ 82,085,786	$ 206,186,700
LIABILITIES, DEFERRED INFLOWS OF RESOURCES, AND FUND BALANCES					
LIABILITIES:					
Accounts payable and accrued liabilities	$ 4,773,171	$ 5,353,722	$ 8,560	$ 846,230	$ 10,981,683
Capital related accounts payable	663,219	469,600	1,059,523	1,179,456	3,371,798
Due to other funds	4,614,967	2,156,245	325,877	6,666,229	13,763,318
Due to other governmental agencies	2,768,809	5,617,318	83,398	1,825,658	10,295,183
Deposits	1,566,815	-	-	69,755	1,636,570
Unearned grant revenues	1,467,899	-	-	472,493	1,940,392
Total liabilities	15,854,880	13,596,885	1,477,358	11,059,821	41,988,944
DEFERRED INFLOWS OF RESOURCES:					
Unavailable resources related to ambulance fees	1,035,945	-	-	-	1,035,945
Unavailable resources related to special assessments	955,387	-	-	-	955,387
Unavailable resources related to leases	2,910,359	-	-	-	2,910,359
Unavailable resources related to other long-term receivables	240,546	-	-	55,184	295,730
Total deferred inflows of resources	5,142,237	-	-	-	5,197,421
FUND BALANCES:					
Nonspendable					
Inventories	497,771	-	-	-	497,771
Prepaid expenditures	109,837	239,000	25,015	10,183	384,035
Restricted					
Bond covenants or debt service	-	-	-	9,715,891	9,715,891
Capital projects and acquisitions	-	-	-	16,867,528	16,867,528
Court related	-	-	-	240,869	240,869
Drainage maintenance	-	-	-	339,116	339,116
Environmentally sensitive lands acquisitions	-	-	-	11,009,390	11,009,390
Federal and state law	568,868	72,962	-	19,504,564	20,146,394
Grant programs and projects	900	-	-	2,893,622	2,894,522
Impact fees	-	-	-	8,163,059	8,163,059
Land management	429,101	-	-	-	429,101
Law enforcement education	8,273	-	-	25,034	33,307
Mosquito control	-	-	-	75,583	75,583
Parks maintenance	-	-	-	885,485	885,485
Records modernization	-	-	-	481,868	481,868
Road maintenance and repair	-	-	-	112,206	112,206
Utility Regulations	-	-	-	22,236	22,236
Committed					
Capital projects	225,712	-	-	-	225,712
DRI fees	1,638,935	-	-	-	1,638,935
Fire and emergency equipment and infrastructure	445,200	-	-	-	445,200
Inmate benefits	-	-	-	172,497	172,497
Assigned					
For fiscal year 2026 expenditures	1,606,570	-	-	-	1,606,570
General capital projects	-	-	14,171,156	-	14,171,156
IT replacement	-	-	-	451,870	451,870
Unassigned	67,990,254	-	-	(220)	67,990,034
Total fund balances	73,521,421	311,962	14,196,171	70,970,781	159,000,335
Total liabilities, deferred inflows of resources, and fund balances	$ 94,518,538	$ 13,908,847	$ 15,673,529	$ 82,085,786	$ 206,186,700

The notes to financial statements are an integral part of this statement.

FLAGLER COUNTY, FLORIDA
RECONCILIATION OF THE GOVERNMENTAL FUNDS BALANCE SHEET
TO THE STATEMENT OF NET POSITION
SEPTEMBER 30, 2025

Fund balances of governmental funds		$ 159,000,335
Amounts reported for *governmental activities* in the statement of net position are different because:		
Capital assets used in governmental activities are not financial resources therefore are not reported in the funds. The amount included in the statement of net position is the difference between:		
Capital assets, at cost	579,548,977	
Accumulated depreciation	(186,633,533)	
Right-to-use leased assets, net of $2,168,903 accumulated amortization	3,118,775	
Subscription-based information technology, net of $810,220 accumulated amortization	3,154,867	
		399,189,086
Long term liabilities are not due and payable from current resources and therefore are not reported in the funds:		
Bonds and notes payable	(71,987,496)	
Obligation for leased assets	(3,230,559)	
Obligation for subscription-based information technology	(3,146,849)	
Compensated absences	(7,491,606)	
OPEB liability	(11,976,240)	
Net pension liability	(90,491,918)	
		(188,324,668)
Certain assets and liabilities reported in governmental activities do not provide or use current financial resources and therefore are not reported in the funds:		
Unamortized bond premium	(5,752,451)	
Accrued interest payable	(1,016,157)	
		(6,768,608)
Unavailable resources are reported as deferred outflows and inflows in the governmental funds, but not in the governmental activities:		
Deferred inflows - long term receivables	2,287,062	
		2,287,062
Deferred outflows and inflows related to liabilities that are not due and payable in the current period are not reported in the governmental funds:		
Deferred outflows - bond refunding	1,095,724	
Deferred outflows - OPEB related	5,729,551	
Deferred inflows - OPEB related	(2,073,754)	
Deferred outflows - pension related	30,547,497	
Deferred inflows - pension related	(19,159,162)	
		16,139,856
Internal service funds are reported as proprietary activities on the fund level statements, but as governmental activities on the government-wide statements.		
This represents unrestricted net position of the internal service funds.	2,870,581	
		2,870,581
Net position of governmental activities		$ 384,393,644

The notes to financial statements are an integral part of this statement.

FLAGLER COUNTY, FLORIDA
STATEMENT OF REVENUES, EXPENDITURES AND CHANGES IN FUND BALANCES
GOVERNMENTAL FUNDS
FOR THE FISCAL YEAR ENDED SEPTEMBER 30, 2025

	GENERAL FUND	TOURIST DEVELOPMENT TAX - BEACH RESTORATION	GENERAL CAPITAL PROJECTS	NONMAJOR GOVERNMENTAL FUNDS	TOTAL GOVERNMENTAL FUNDS
REVENUES					
Taxes	$ 125,523,856	$ 886,975	$ -	$ 15,570,332	$ 141,981,163
Special assessments	-	-	-	2,462,380	2,462,380
Licenses and permits	322,375	-	-	1,573,752	1,896,127
Intergovernmental	16,304,243	6,064,180	5,445,098	27,982,271	55,795,792
Charges for services	23,538,921	-	-	2,145,364	25,684,285
Fines and forfeitures	137,375	-	-	1,456,961	1,594,336
Lease revenues	339,193	-	-	-	339,193
Investment income	3,615,777	150,886	655,552	2,874,688	7,296,903
Miscellaneous	1,890,070	2,449,818	-	318,399	4,658,287
Total revenues	171,671,810	9,551,859	6,100,650	54,384,147	241,708,466
EXPENDITURES					
Current:					
General government	38,647,003	-	6,200	254,568	38,907,771
Public safety	86,060,152	-	-	2,967,315	89,027,467
Physical environment	3,185,288	11,337,779	-	3,244,681	17,767,748
Transportation	3,933,222	-	-	10,963,038	14,896,260
Economic environment	791,557	-	-	3,086,116	3,877,673
Human services	5,157,772	-	-	10,397	5,168,169
Cultural recreation	4,972,553	-	161,040	168,895	5,302,488
Court related	1,680,744	-	-	3,582,523	5,263,267
Capital outlay	8,775,423	-	12,624,037	15,961,278	37,360,738
Debt service					
Principal retirement	3,282,849	-	700	9,103,552	12,387,101
Interest	467,776	9,514	-	2,445,183	2,922,473
Administrative charges	3,000	-	-	155,191	158,191
Total expenditures	156,957,339	11,347,293	12,791,977	51,942,737	233,039,346
Excess (deficiency) of revenues over expenditures	14,714,471	(1,795,434)	(6,691,327)	2,441,410	8,669,120
OTHER FINANCING SOURCES (USES)					
Transfers in	-	4,485	437,140	5,859,216	6,300,841
Transfers out	(5,315,375)	-	-	(3,076,972)	(8,392,347)
Long term debt issued	900,000	-	-	27,496,351	28,396,351
Subscription liabilities issued	3,241,441	-	10,500	61,841	3,313,782
Lease liabilities issued	707,078	-	-	241,348	948,426
Proceeds from sale of capital assets	235,485	-	-	45,910	281,395
Payments to refunded bond escrow agent	-	-	-	(27,337,937)	(27,337,937)
Total other financing sources (uses)	(231,371)	4,485	447,640	3,289,757	3,510,511
Net change in fund balances	14,483,100	(1,790,949)	(6,243,687)	5,731,167	12,179,631
Fund balances, beginning of year, as previously reported	59,038,321	-	20,439,858	67,342,525	146,820,704
Change within financial reporting entity (nonmajor to major fund)	-	2,102,911	-	(2,102,911)	-
Fund balances, beginning of year, as restated	59,038,321	2,102,911	20,439,858	65,239,614	146,820,704
Fund balances, end of year	$ 73,521,421	$ 311,962	$ 14,196,171	$ 70,970,781	$ 159,000,335

The notes to financial statements are an integral part of this statement.

FLAGLER COUNTY, FLORIDA
RECONCILIATION OF THE STATEMENT OF REVENUES, EXPENDITURES AND CHANGES IN FUND BALANCES TO THE STATEMENT OF ACTIVITIES
FOR THE YEAR ENDED SEPTEMBER 30, 2025

Net change in fund balances - total government funds		$ 12,179,631
Amounts reported for governmental activities in the statement of activities are different because:		
Governmental funds report capital outlays as expenditures. However, in the statement of activities the cost of those assets are allocated over their estimated useful lives and reported as depreciation expense. Contributions of capital assets increase assets but do not appear in the fund statements because they are not financial resources.		
Capital assets acquired with financial resources	33,099,194	
Right-to-use leased assets	947,761	
Subscription-based information technology	3,313,781	
Current year amortization/ depreciation	(15,175,364)	
Gain on disposal of capital assets	32,728	
Loss on right-to-use leases	(143,102)	
Sale of capital asset	(281,395)	
Contributions of capital assets	878,299	
		22,671,902
Governmental funds report certain bond transactions immediately. However, in the statement of activities these transactions are amortized over the useful life of the debt:		
Amortized bond refunding	(168,844)	
Amortized bond premium	504,738	
		335,894
The issuance of bonds and similar long-term liabilities provides current financial resources to governmental funds and thus contribute to the change in fund balance. In the Statement of Net Position, however, issuing debt increases long-term liabilities and does not affect the Statement of Activities. Similarly, repayment of principal is an expenditure in the governmental funds but reduces the liability in the Statement of Net Position. The amounts of the items that make up these differences in the treatment of long-term liabilities and related items are:		
Principal repayment on bonds and notes	37,837,540	
Principal repayment on leases and subscriptions	1,629,559	
Proceeds from issuance of lease and subscriptions obligations	(4,262,207)	
Proceeds from issuance of debt	(28,396,351)	
		6,808,541
Revenues in the Statement of Activities that do not provide current financial resources are reported as unavailable revenues in the funds.		
Deferred inflows - long term receivables	(706,252)	
Deferred inflows - special assessments	(95,649)	
		(801,901)
Pension and OPEB expense in the Statement of Activities have been amortized for related deferred inflows and outflows.		
Deferred outflows - OPEB related	3,417,246	
Deferred inflows - OPEB related	274,615	
Deferred outflows - pension related	(5,885,405)	
Deferred inflows - pension related	(6,805,805)	
		(8,999,349)

The notes to financial statements are an integral part of this statement.

FLAGLER COUNTY, FLORIDA
RECONCILIATION OF THE STATEMENT OF REVENUES, EXPENDITURES AND CHANGES IN FUND BALANCES
TO THE STATEMENT OF ACTIVITIES
FOR THE YEAR ENDED SEPTEMBER 30, 2025
(Concluded)

Some expenses reported in the Statement of Activities did not require the use of current financial resources and therefore are not reported as expenditures in governmental funds. Those include:		
Accrued compensated absences	(548,621)	
OPEB liability	(4,653,480)	
Net pension liability	17,322,532	
Accrued interest payable	274,217	
		12,394,648
Internal service funds are used to charge the cost of certain activities to individual funds. The net revenue (expense) is reported with governmental activities:		
Other nonoperating income	101,420	
Transfer from General Fund	2,060,636	
Current year amortization / depreciation	(5,328)	
Gain (loss) from operations	(768,002)	
		1,388,726
Change in net position of governmental activities		$ 45,978,092

The notes to financial statements are an integral part of this statement.

FLAGLER COUNTY, FLORIDA
STATEMENT OF NET POSITION
PROPRIETARY FUNDS
SEPTEMBER 30, 2025

	BUSINESS-TYPE ACTIVITIES - ENTERPRISE FUNDS			GOVERNMENTAL ACTIVITIES -
	AIRPORT	NONMAJOR ENTERPRISE FUNDS	TOTAL	INTERNAL SERVICE FUNDS
ASSETS				
CURRENT ASSETS				
Cash and cash equivalents	$ 702,405	$ 310,267	$ 1,012,672	$ 710,218
Restricted cash and cash equivalents	100,134	-	100,134	-
Investments	3,595,498	1,375,129	4,970,627	2,166,450
Restricted investments	-	1,225,758	1,225,758	-
Accounts receivable (net of allowance for uncollectibles)	91,142	12,283	103,425	824,894
Leases receivable	697,954	-	697,954	-
Due from other funds	6,448	19,303	25,751	1,319,886
Due from other governments	1,039,215	-	1,039,215	-
Inventory	60,507	-	60,507	-
Total current assets	6,293,303	2,942,740	9,236,043	5,021,448
NONCURRENT ASSETS				
Leases receivable	13,934,161	-	13,934,161	-
Land and construction in progess	4,940,990	203,404	5,144,394	-
Leased assets, net of accumulated amortization	68,448	40,751	109,199	-
Subscription assets, net of accumulated amortization	119	-	119	-
Other capital assets, net of accumulated depreciation	45,901,742	106,642	46,008,384	4,885
Total noncurrent assets	64,845,460	350,797	65,196,257	4,885
Total assets	71,138,763	3,293,537	74,432,300	5,026,333
DEFERRED OUTFLOWS OF RESOURCES				
Pension related	193,853	56,115	249,968	-
OPEB related	37,425	11,867	49,292	-
Total deferred outflows of resources	231,278	67,982	299,260	-
LIABILITIES				
CURRENT LIABILITIES				
Accounts payable and accrued liabilities	225,573	330,050	555,623	952,573
Capital related accounts payable	496,869	-	496,869	-
Due to other funds	28,938	53,629	82,567	-
Due to other governmental agencies	25,022	-	25,022	-
Deposits	100,134	-	100,134	-
Unearned grant revenues	-	-	-	1,203,179
Notes payable	445,000	-	445,000	-
Lease liability	18,500	41,283	59,783	-
Subscription-based information technology liability	95	-	95	-
Compensated absences	128,646	23,991	152,637	-
Total OPEB liability	2,200	697	2,897	-
Total current liabilities	1,470,977	449,650	1,920,627	2,155,752

The notes to financial statements are an integral part of this statement.

FLAGLER COUNTY, FLORIDA
STATEMENT OF NET POSITION
PROPRIETARY FUNDS
SEPTEMBER 30, 2025
(Concluded)

	BUSINESS-TYPE ACTIVITIES - ENTERPRISE FUNDS			GOVERNMENTAL ACTIVITIES -
	AIRPORT	NONMAJOR ENTERPRISE FUNDS	TOTAL	INTERNAL SERVICE FUNDS
LIABILITIES, continued				
NONCURRENT LIABILITIES				
Notes payable	3,576,000	-	3,576,000	-
Lease liability	51,585	-	51,585	-
Total OPEB liability	49,685	15,755	65,440	-
Net pension liability	598,923	134,721	733,644	-
Total noncurrent liabilities	4,276,193	150,476	4,426,669	-
Total liabilities	5,747,170	600,126	6,347,296	2,155,752
DEFERRED INFLOWS OF RESOURCES				
Lease related	13,322,079	-	13,322,079	-
Pension related	44,404	72,435	116,839	-
OPEB related	24,814	7,868	32,682	-
Total deferred inflows of resources	13,391,297	80,303	13,471,600	-
NET POSITION				
Net investment in capital assets	47,732,750	309,514	48,042,264	4,885
RESTRICTED FOR:				
Capital projects and acquisitions	496,869	1,225,758	1,722,627	-
Unrestricted	4,001,955	1,145,818	5,147,773	2,865,696
Total net position	$ 52,231,574	$ 2,681,090	$ 54,912,664	$ 2,870,581

The notes to financial statements are an integral part of this statement.

FLAGLER COUNTY, FLORIDA
STATEMENT OF REVENUES, EXPENSES, AND CHANGES IN FUND NET POSITION
PROPRIETARY FUNDS
FOR THE FISCAL YEAR ENDED SEPTEMBER 30, 2025

	BUSINESS-TYPE ACTIVITIES - ENTERPRISE FUNDS			GOVERNMENTAL ACTIVITIES - INTERNAL SERVICE FUNDS
	AIRPORT	NONMAJOR ENTERPRISE FUNDS	TOTAL	
OPERATING REVENUES				
Charges for services	$ 2,479,782	$ 3,920,975	$ 6,400,757	$ 9,541,425
Lease revenues	1,430,875	-	1,430,875	-
Miscellaneous	57,583	-	57,583	79,413
Total operating revenues	3,968,240	3,920,975	7,889,215	9,620,838
OPERATING EXPENSES				
Personal Services	745,476	240,362	985,838	(56,467)
Vehicle fuel	18,504	2,077	20,581	-
Aviation fuel	1,154,444	-	1,154,444	-
Contractual Services	126,642	3,822,694	3,949,336	943,341
Repairs and maintenance	118,622	9,869	128,491	672
Professional Services	11,905	-	11,905	516,358
Employee claims	-	-	-	8,092,875
Utilities	155,038	5,217	160,255	1,186
Insurance	188,009	365	188,374	873,081
Rentals and leases	10,271	1,317	11,588	-
Depreciation	1,803,414	21,499	1,824,913	5,328
Miscellaneous	46,619	125,528	172,147	17,794
Total operating expenses	4,378,944	4,228,928	8,607,872	10,394,168
Operating income (loss)	(410,704)	(307,953)	(718,657)	(773,330)
OTHER NONOPERATING REVENUES (EXPENSES)				
Transfers in	-	94,960	94,960	2,060,636
Transfers out	(28,930)	(35,160)	(64,090)	-
Capital grant	1,620,452	-	1,620,452	-
Interest income	167,842	152,650	320,492	98,181
Investment gain (loss)	8,285	(1,524)	6,761	3,239
Interest expense	(192,127)	(364)	(192,491)	-
Total nonoperating revenues (expenses)	1,575,522	210,562	1,786,084	2,162,056
Change in net position	1,164,818	(97,391)	1,067,427	1,388,726
Fund net position, beginning	51,066,756	2,778,481	53,845,237	1,481,855
Fund net position, ending	$ 52,231,574	$ 2,681,090	$ 54,912,664	$ 2,870,581

The notes to financial statements are an integral part of this statement.

FLAGLER COUNTY, FLORIDA
STATEMENT OF CASH FLOWS
PROPRIETARY FUNDS
FOR FISCAL YEAR ENDED SEPTEMBER 30, 2025

	ENTERPRISE FUNDS			
	AIRPORT	NONMAJOR ENTERPRISE FUNDS	TOTAL	INTERNAL SERVICE FUNDS
CASH FLOWS FROM OPERATING ACTIVITIES				
Receipts from customers	$ 3,552,692	$ 4,042,816	$ 7,595,508	$ 9,269,759
Payments to suppliers	(1,704,254)	(3,915,603)	(5,619,857)	(9,668,727)
Payments to employees	(753,156)	(246,505)	(999,661)	1
(Increase) decrease in due from other funds	1,848	48,675	50,523	(462,281)
(Increase) decrease in due to other funds	(510,186)	(13,601)	(523,787)	(3,420)
Other receipts	57,583	-	57,583	-
Net cash provided (used) by operating activities	644,527	(84,218)	560,309	(864,668)
CASH FLOWS FROM NONCAPITAL FINANCING ACTIVITIES				
Transfers in	-	94,960	94,960	2,060,636
Transfers out	(28,930)	(35,160)	(64,090)	-
Net cash provided (used) by noncapital financing activities	(28,930)	59,800	30,870	2,060,636
CASH FLOWS FROM CAPITAL AND RELATED FINANCING ACTIVITIES				
Acquisition and construction of capital assets	(1,620,650)	(44,389)	(1,665,039)	-
Long term debt issued	1,890,000	-	1,890,000	-
Payments on long term debt	(330,000)	-	(330,000)	-
Capital grants	1,620,452	-	1,620,452	-
Interest paid	(192,126)	(364)	(192,490)	-
Net cash provided (used) by capital and related financing activities	1,367,676	(44,753)	1,322,923	-
CASH FLOWS FROM INVESTING ACTIVITIES				
Investment purchases	(3,967,146)	(2,492,575)	(6,459,721)	(6,077,737)
Proceeds from sale of investments	2,075,000	2,652,000	4,727,000	5,294,141
Interest on investments	167,842	152,651	320,493	98,184
Net cash provided (used) by investing activities	(1,724,304)	312,076	(1,412,228)	(685,412)
Net increase (decrease) in cash and cash equivalents	258,969	242,905	501,874	510,556
Cash and cash equivalents, beginning of the year	543,570	67,362	610,932	199,662
Cash and cash equivalents, end of the year	$ 802,539	$ 310,267	$ 1,112,806	$ 710,218

The notes to financial statements are an integral part of this statement.

FLAGLER COUNTY, FLORIDA
STATEMENT OF CASH FLOWS
PROPRIETARY FUNDS
FOR FISCAL YEAR ENDED SEPTEMBER 30, 2025
(Concluded)

	ENTERPRISE FUNDS			
	AIRPORT	NONMAJOR ENTERPRISE FUNDS	TOTAL	INTERNAL SERVICE FUNDS
Reconciliation of operating income (loss) to net cash provided (used) by operating activities:				
Operating income (loss)	$ (410,704)	$ (307,953)	$ (718,657)	$ (773,330)
ADJUSTMENTS TO RECONCILE OPERATING INCOME (LOSS) TO NET CASH PROVIDED (USED) BY OPERATIONS:				
Depreciation / amortization	1,803,414	21,499	1,824,913	5,328
CHANGES IN ASSETS AND LIABILITIES:				
Accounts receivable	(31,666)	121,841	90,175	(351,079)
Lease receivable	(350,385)	-	(350,385)	-
Inventory	(741)	-	(741)	-
Due from other governments	24,086	-	24,086	-
Due from other funds	1,848	48,675	50,523	(462,281)
Accounts payable and accrued expenses	141,434	13,967	155,401	(356,138)
Unearned revenue	-	-	-	1,132,718
Due to other governments	3,099	(47)	3,052	-
Due to other funds	(510,186)	(13,601)	(523,787)	(3,420)
Deposits	8,551	-	8,551	-
Lease liability	(19,642)	41,283	21,641	-
Subscription-based liability	(93)	-	(93)	-
Compensated absences	15,858	(3,568)	12,290	(14,322)
Total OPEB liability	(1,621)	131	(1,490)	(4,761)
Pension liability	(28,725)	(6,445)	(35,170)	(37,383)
Net cash provided (used) by operating activities	$ 644,527	$ (84,218)	$ 560,309	$ (864,668)
Noncash investing and financing activities:				
Change in fair market value of investments	$ 8,285	$ (1,524)	$ 6,761	$ 3,239
Capital assets acquired through payables	496,869	-	496,869	-
Capital assets acquired through lease and SBITA	-	44,389	44,389	-
Total noncash transactions	$ 505,154	$ 42,865	$ 548,019	$ 3,239

The notes to financial statements are an integral part of this statement.

FLAGLER COUNTY, FLORIDA
STATEMENT OF FIDUCIARY NET POSITION
SEPTEMBER 30, 2025

	CUSTODIAL FUNDS
ASSETS	
Cash and cash equivalents	$ 7,905,850
Receivables	1,468
Due from other governments	460,732
Total assets	$ 8,368,050
LIABILITIES	
Due to individuals, businesses, and others	$ 6,235,629
Due to other governmental agencies	237,953
Total liabilities	$ 6,473,582
FIDUCIARY NET POSITION	
RESTRICTED FOR:	
Individuals, organizations and other governments	1,894,468
Total net position	$ 1,894,468

The notes to financial statements are an integral part of this statement.

FLAGLER COUNTY, FLORIDA
STATEMENT OF CHANGES IN FIDUCIARY NET POSITION
FOR THE FISCAL YEAR ENDED SEPTEMBER 30, 2025

	CUSTODIAL FUNDS
ADDITIONS	
Fines and fees collections for clerk	$ 18,806
Fines and fees collections for Board of County Commissioners	539,685
Fines and fees collections for other constitutional officers	48,115
Fines and fees collections for other governments	2,014,825
Court related deposits	4,933,162
Law enforcement collections from individuals	1,262,299
Law enforcement other additions	3,491
Taxes collected for other governments	320,597,519
Tax, tags, licenses, and fees collected for other agencies	15,365,395
Total additions	344,783,297
DEDUCTIONS	
Payment of fines and fees to clerk	18,806
Payment of fines and fees to Board of County Commissioners	539,685
Payment of fines and fees to other constitutional officers	48,115
Payment of fines and fees to other governments	2,019,086
Payment of court related deposits to individuals	4,863,250
Payment of court related deposits to clerk for fines and fees	118,807
Law enforcement distributions to other governments	661,156
Law enforcement distributions to individuals	202,994
Law enforcement distribution to organizations for the benefit of inmates	126,134
Law enforcement distribution to other funds	270,706
Law enforcement other distributions	561
Taxes distributed to other governments	320,597,519
Tax, tags, licenses, and fees distributed to other agencies	15,365,395
Total deductions	344,832,214
Net increase (decrease) in fiduciary net position	(48,917)
Fiduciary net position - beginning of period	1,943,385
Fiduciary net position - end of period	$ 1,894,468

The notes to financial statements are an integral part of this statement.

NOTE 1 - Summary of Significant Accounting Policies:

Flagler County, Florida (the County) is a political subdivision of the State of Florida created pursuant to Chapter 7 of the Florida Statutes. It is governed by an elected Board of County Commissioners (the Board) which is governed by State statutes and regulations. The Board has only those powers expressly vested in it by State Statute, and its governmental powers may not be delegated. The Board appoints an administrator to manage all policies emanating from its statutory powers and authority.

The accompanying financial statements present the financial position and results of operations of the governmental and business type activities of the Board and the five constitutional officers (collectively the Constitutional Officers) of the County. The Constitutional Officers are Clerk of Circuit Court and Comptroller (Clerk), Sheriff, Tax Collector, Property Appraiser, and Supervisor of Elections. The Constitutional Officers maintain separate accounting records and budgets, which are combined with the Board for financial reporting purposes.

The accounting policies of the County conform to accounting principles generally accepted in the United States (GAAP) as applicable to governments. The following is a summary of significant accounting policies of the County.

Reporting Entity

The Governmental Accounting Standards Board (GASB) in its Statement No. 14, “The Financial Reporting Entity,” as subsequently amended, establishes standards for defining the financial reporting entity. In developing these standards, the GASB assumed that all governmental organizations are responsible to elected officials at the Federal, State, or local level. Financial reporting by a State or local government should report on the elected officials’ accountability for those organizations.

The Board is the legislative and governing body of Flagler County, Florida, established under the legal authority of the Constitution of the State of Florida, and consists of five elected officials. The Clerk of the Circuit Court and Comptroller, an elected official, serves as clerk and accountant of the Board pursuant to Florida law.

The County uses the criteria established in GASB No. 14 as subsequently amended, to define the reporting entity and identify component units. Component units are entities for which the County is considered to be financially accountable or entities that would be misleading to exclude.

As required by accounting principles generally accepted in the United States of America, the financial reporting entity consists of (1) the primary government (the County), (2) organizations for which the County is financially accountable, and (3) other organizations for which the nature and significance of their relationship with the County are such that exclusion would cause the reporting entity’s financial statements to be misleading or incomplete. The County is financially accountable if it appoints a voting majority of the organization’s governing body and (a) is able to impose its will on that organization, or (b) there is a potential for the organization to provide specific financial benefits to or impose specific financial burdens on the County. The County may be financially accountable if an organization is fiscally dependent on the County, regardless of whether the organization has (a) a separately elected governing board, (b) a governing board appointed by a higher level of government, or (c) a jointly appointed board.

Based on these criteria, County management examined all organizations which were legally separate to determine which organizations, if any, should be included in the County’s financial statements. Management determined there are no organizations that should be included in the County’s financial statements as component units.

During the 2024-25 fiscal year, the County did not participate in any joint ventures.

Government-wide and Fund Financial Statements

The government-wide financial statements (i.e., statement of net position and statement of activities) report information on all non-fiduciary activities of the County. Governmental activities normally supported by taxes and intergovernmental revenues are reported separately from business-type activities, which rely to a significant extent on fees and charges for support.

NOTE 1 - Summary of Significant Accounting Policies: (continued)

The statement of activities demonstrates the degree to which the direct expenses of a given activity are offset by program revenues. Direct expenses are those that are clearly identifiable with a specific function or activity. Program revenues include: (1) charges to customers or applicants who purchase, use, or directly benefit from goods, services, or privileges provided by a given function or activity; and (2) grants and contributions that are restricted to meeting the operational or capital requirements of a particular function or activity. Taxes and other items not properly included among program revenues are reported, instead, as general revenues.

Separate financial statements are provided for governmental funds, proprietary funds, and fiduciary funds, though the latter are excluded from the government-wide financial statements. Major individual governmental and proprietary funds are reported as separate columns in the fund financial statements.

Basis of Presentation, Measurement Focus, and Basis of Accounting

The accompanying financial statements of the County have been prepared in conformity with GAAP as prescribed by the Governmental Accounting Standards Board (GASB). GASB is the accepted standard-setting body for establishing governmental accounting and financial reporting principles for units of local government.

Government-wide Financial Statements

The government-wide financial statements are reported using the economic resources measurement focus and the accrual basis of accounting, as are the proprietary and fiduciary fund financial statements. Revenues are recorded when earned and expenses are recorded when liability is incurred, regardless of the timing of related cash flows. Property taxes are recognized as revenues in the year for which they are levied. Grants and similar items are recognized as revenue as soon as all eligibility requirements imposed by the provider have been met.

As a rule, other than for interfund services provided and used, the effect of interfund activity has been eliminated from the county-wide financial statements. Fiduciary funds have also been removed from this presentation since the resources are not available for general government funding purposes.

Fund Financial Statements

Governmental fund financial statements are reported using the current financial resources measurement focus and the modified accrual basis of accounting. This means that only current assets and current liabilities are generally included on the balance sheets. The reported fund balance (net current assets) is considered a measure of “available spendable resources.”

The operating statements present increases (revenues and other financing sources) and decreases (expenditures and other financing uses) in net current assets and, accordingly, are said to present a summary of sources and uses of “available spendable resources” during a given period.

Basis of accounting refers to when revenues and expenditures or expenses are recognized in the accounts and reported in the financial statements. Basis of accounting relates to the timing of the measurements made, regardless of the measurement focus applied.

All governmental funds are accounted for using the modified accrual basis of accounting. Revenues are recognized when they become measurable and available as net current assets. “Measurable” means the amount of the transaction can be determined and “available” means collectible within the current period or soon enough thereafter to pay liabilities of the current period. The County considers revenues to be available if they are collected within 60 days after year end. Grants collected on a reimbursement basis are recognized as revenue when reimbursable expenditures are made, and the County considers amounts received within one year as available. Non-exchange transaction revenues are recognized in the period in which the underlying transaction occurred. Expenditures are generally recognized when the related fund liability is incurred. However, principal and interest on general long-term debt are recognized when due.

All proprietary funds are accounted for using the accrual basis of accounting. Revenues are recognized when they are earned, and their expenses are recognized when they are incurred.

NOTE 1 - Summary of Significant Accounting Policies: (continued)

Proprietary funds distinguish operating revenues and expenses from nonoperating items. Operating revenues and expenses generally result from providing services and producing and delivering goods in connection with a proprietary fund's principal ongoing operations. The principal operating revenues of the County's enterprise funds, and the County's internal service funds are charges to customers for sales and services. Operating expenses for enterprise funds and internal service funds include the cost of sales and services, administrative expenses, and depreciation of capital assets. All revenues and expenses not meeting this definition are reported as non-operating revenues and expenses.

Fiduciary funds are accounted for on the accrual basis of accounting. Custodial funds are purely custodial in nature and do not measure the results of operations.

The County's policy is to use restricted resources first, then unrestricted resources, when both are available for use to fund an activity.

Fund financial statements report detailed information about the County. The focus of fund financial statements is on major funds rather than reporting funds by type. Each major fund is reported in a separate column.

The County reports on the following major governmental funds:

General Fund - To account for and report all financial resources which are generated from operations of the Board and Constitutional Officers, not accounted for, and reported in another fund.

Tourist Development Tax – Beach Restoration – This fund was established to account for and report proceeds for 20% of the 5% local option tourist development tax on transient lodging within the County. Expenditures in this fund are restricted to beach restoration and maintenance activities that help promote the County as a strong visitor destination.

General Capital Projects - This fund was established to account for, and report revenues and expenditures related to the County's capital projects and/or equipment funded by General Fund and with a cost estimate at or above $50,000 and an asset life of at least five (5) years or Innovation Technology (IT) with a minimum cost estimate for project inclusion at or above $10,000.

The County reports on the following major enterprise fund:

Airport - To account for the operations and activities of the County's airport.

In addition to the General Fund, the County reports the following fund types:

Special Revenue Funds - The Special Revenue Funds of the County are used to account for and report the proceeds of specific revenue sources that are restricted or committed to expenditures for specified purposes other than debt service or capital projects.

Debt Service Funds - The Debt Service Funds of the County are used to account for and report financial resources that are restricted, committed, or assigned to expenditures for principal and interest.

Capital Projects Funds - The Capital Projects Funds of the County are used to account for and report financial resources that are restricted, committed, or assigned to expenditures for capital outlays, including the acquisition or construction of capital facilities and other capital assets.

Enterprise Funds – The Enterprise Funds of the County are used to account for and report activities for which a fee is charged to external users for goods or services.

Internal Service Fund - The Internal Service Fund of the County accounts for the self-insurance services provided by the department or agency to other departments or agencies of the governmental unit or to other governmental units, on a cost reimbursement basis.

NOTE 1 - Summary of Significant Accounting Policies: (continued)

Fiduciary Funds - The Fiduciary Funds of the County are used to account for assets held by the County as an agent for individuals, private organizations, and other governments, such as ad valorem taxes, cash bonds, traffic fines and support payments. The County reports these funds for Clerk of Courts, Sheriff, and Tax Collector.

Capital Assets

All purchased capital assets are recorded at cost where historical records are available and at estimated cost where no historical records exist. Donated capital assets are recorded at acquisition value at the date received. Generally, capital assets costing more than $5,000 and having a useful life of more than one year are capitalized. The costs of normal maintenance and repairs that do not either add to the value of the asset or materially extend asset lives are not capitalized. Capital assets are reported in the applicable governmental or business-type column in the government-wide financial statements, and in the Proprietary Fund Level Statements.

Intangible right-to-use leased assets are recorded at the present value of payments expected to be made during the lease term adjusted for any payments made at or prior to the lease commencement date and any direct costs. Subscription-based intangible assets are recorded at the present value of payments expected to be made during the subscription term adjusted for any costs recorded as prepaid assets during the initial implementation stages of the project.

All capital assets except land and construction in progress are depreciated or amortized using the straight-line method over the following useful lives:

Infrastructure	20-50 years
Buildings and improvements	5-50 years
Equipment	3-15 years
Vehicles	5-6 years
Right-to-use leased assets	2-14 years
Right-to-use subscription-based assets	2-10 years

The County has artwork in various public facilities. The value of art is inexhaustible; therefore, it is not depreciated.

Long-Term Liabilities

Long-term liabilities expected to be financed from governmental funds are not reported in the governmental funds but, rather, are reported on the statement of net position of Flagler County, Florida. Because of their spending measurement focus, expenditure recognition of governmental fund types is limited to exclude amounts represented by noncurrent liabilities. Since they do not affect net current assets, such long-term amounts are not recognized as governmental fund type expenditures or fund liabilities.

Budgets and Budgetary Accounting

The County has taken the option of presenting the budgetary comparison schedules in the Required Supplementary Information section.

The following procedures are utilized by the County in establishing and /or amending the budgetary information contained in the required supplementary information:

(i) On or before June 1 of each year, the Clerk of the Circuit Court and Comptroller, Sheriff, Supervisor of Elections and Tax Collector each submit a proposed operating budget for the ensuing fiscal year to the Board.

(ii) The proposed operating budget of the Property Appraiser must be presented to the Board on or before June 1 of each year and is simultaneously submitted by the Property Appraiser to the State of Florida, Department of Revenue, from which the final approval of the budget of the Property Appraiser must estimate.

NOTE 1 - Summary of Significant Accounting Policies: (continued)

(iii) On or before July 15 of each year, or within 15 days after the receipt of certified taxable property values from the Property Appraiser, whichever occurs last, the County Administrator presents to the Board a proposed budget for the fiscal year commencing the following October 1. Pursuant to the provisions of Section 129.01, Florida Statutes, the proposed budget as submitted contain balanced statements of estimated revenues (including unexpended fund balances to be carried forward) and proposed appropriations for each fund required to be resented by law or by sound financial practices, including the General, Special Revenues, Debt Service, and Capital Projects funds.

(iv) Following a preliminary review of the proposed budgets by the Board, whose members make such changes as are considered necessary, the Board causes a notice of proposed property taxes to be mailed to each County property taxpayer. Included in the notice is a statement of the Board's intent to hold a public hearing to consider adoption of the tentative millage rates and budgets, as well as a comparison of the taxpayer's proposed property tax bill with the actual tax bill of the preceding year.

(v) Following successful completion of the above referenced public hearings, the Board advertises and subsequently conducts a second public hearing to finally adopt a millage rate and budget for each of the taxing entities under their jurisdiction. These public hearings are ordinarily held prior to October 1 each year. If, however, for some reason the County is unable to finally adopt a budget prior to October 1, state law permits the adoption by resolution of the budget to the preceding year as an interim measure.

(vi) Pursuant to the provisions of Section 129.07, Florida Statutes, the County is prohibited from expending or contracting for the expenditure of any amount more than the total amount budgeted in any fund. It is, however, legally permissible at the present time for the budgets of individual departments included within a particular fund to be over expended in total without requiring mandatory action by either the Board or the County Administrator.

(vii) Subsequent to final adoption of the budget by the Board, changes to the budget, as enacted, are only required (by either statutory law or current management practices) when revenues not anticipated in the original budget document are received, which management wishes to have appropriated during the current year, resulting in an increase to the total appropriations of a fund. Such increases can only be incorporated into the budget document following approval by the Board.

(viii) Adoption and execution of the budgets are governed in accordance with applicable provisions of Florida Statutes.

(ix) Formal budgetary integration at the object level is used as a management control device for all governmental funds of the County for which annual budgets are adopted, including the General, Special Revenue, Debt Service, and Capital Projects funds. The legal level of budgetary control is at fund level.

(x) The General Fund budget is adopted on a basis consistent with accounting principles generally accepted in the United States of America (GAAP). The Municipal Services, Public Safety Communications Network, and Disaster Relief Funds are reported as part of the General Fund but are not budgeted as part of the General Fund. Budgets for Special Revenue, Debt Service and Capital Projects funds are all on a GAAP basis.

(xi) All appropriations lapse at the end of each fiscal year, although the County expects to honor purchase orders and contracts in-process, subject to authority provided in the subsequent year's budget.

Cash and Cash Equivalents

The County's cash and cash equivalents are considered to be cash on hand, demand deposits, cash with fiscal agents and short-term investments, including restricted assets, with original maturities of three months or less from the acquisition date. Investments are stated at fair value. The County allocates investment earnings of the cash and investment pool to each participating fund on a monthly basis in accordance with the funds average balance in the pool for the month.

NOTE 1 - Summary of Significant Accounting Policies: (continued)

Investments

Investments for the County are reported at fair value, in accordance with GASB Statement No. 31, as amended by GASB Statement No. 72, except for the position in Public Assets for Liquidity Management (FL Palm). This pool meets all the specific criteria in GASB Codification Section I50: *Investments* to qualify to elect to measure its investments at amortized cost. Accordingly, the fair value of the County's position in the pool is equal to the value of the pooled shares.

In addition to reporting investments at fair value, the County is reporting investments in accordance with the requirements of GASB 40.

Encumbrances

Encumbrance accounting, under which purchase orders, contracts, and other commitments for the expenditure of monies are recorded in order to reserve that portion of the applicable appropriation, is employed as an extension of formal budgetary integration in all governmental funds. Encumbrances outstanding at year-end are reported within the respective fund balances. Unexpended items, which are encumbered at year end, are reappropriated in the subsequent year.

Compensated Absences

The County recognizes a liability for compensated absences for leave time that (1) has been earned for services previously rendered by employees, (2) accumulates and is allowed to be carried over to subsequent years, and (3) is more likely than not to be used as time off or settled (for example, paid in cash to the employee) during or upon separation from employment. Based on the criteria listed, only one type of leave qualifies for liability recognition of compensated absences – *personal leave*. The liability for compensated absences is reported as incurred in the government-wide and proprietary fund financial statements. A liability for compensated absences is recorded in the governmental funds only if the liability has matured because of employee resignations or retirements. The liability for compensated absences includes salary-related benefits, where applicable.

Inventory

Inventory of the proprietary funds is valued at (first-in, first-out). Inventory of the general fund is valued at cost, using the weighted average method. The cost of inventory of the general fund is recorded as an expenditure when consumed, rather than when purchased. An offsetting non-spendable fund balance is reported to indicate that the asset is not available for appropriation or expenditure.

Prepaid Items

Certain payments to vendors reflect costs applicable to future accounting periods and are recorded as prepaid items in both government-wide and fund financial statements. Prepaid items in governmental funds are recognized using the consumption method. This includes costs related to the initial implementation stages of subscription-based information technology arrangements being recorded as an addition to the asset when the subscription term commences.

Interfund Activity

Interfund activity within and among the County's three fund categories (governmental, proprietary, and fiduciary) are classified as reciprocal interfund activity and nonreciprocal interfund activity. Reciprocal interfund resource flows between the funds with an expectation of repayment are reported as interfund receivables and payables. Reciprocal interfund resource flows, without an expectation of repayment within a reasonable time, are reported as transfers between funds. Interfund services provided and used are sales and purchases of goods and services between funds for a price approximating their external value and are reported as revenues and expenditures (or expenses) in the funds.

Nonreciprocal interfund activity is flows of assets between funds without an equivalent flow of assets in return or without a requirement for repayment are reported as transfers in governmental funds and nonoperating revenues and expenses in proprietary funds.

NOTE 1 - Summary of Significant Accounting Policies: (continued)

Unearned Revenue

Unearned revenue is reported when the County receives cash payments prior to satisfying all the eligibility requirements necessary to recognize these payments as revenue. The revenue will be recognized in the fiscal year it is earned. Unearned revenue is reported as a liability in the fund financial statements. The amounts recorded in unearned revenue include items such as Federal and State grant payments and employee health insurance premium payments received that are related to a future period.

Deposits

Deposit liability is reported when the County receives money from individuals or companies that the County will have to refund in the future. The amounts recorded as deposit liabilities include items such as security deposits, tax deed deposits, subdivision cash maintenance and/or performance bonds, and prepaid utility connection credits.

Pensions

For purposes of measuring the net pension liability, deferred outflows of resources and deferred inflows of resources related to pensions, and pension expense, information about the fiduciary net position of the Florida Retirement System Pension Plan and Health Insurance Subsidy program and additions to/deductions from the plans' fiduciary net position have been determined on the same basis as they are reported by the plans. For this purpose, benefit payments (including refunds of employee contributions) are recognized when due and payable in accordance with the benefit terms.

Deferred outflows/inflows of resources

In addition to assets, the statement of financial position will sometimes report a separate section for deferred outflows of resources. This separate financial statement element, deferred outflows of resources, represents the consumption of net assets that applies to future period(s) and so will not be recognized as an outflow of resources (expense/ expenditure) until then. The County has three items that qualify for reporting in this category, deferred bond refunding charges, pension-related, and Other Postemployment Benefits Other Than Pensions (OPEB)- related.

In addition to liabilities, the statement of financial position and balance sheet – governmental funds will sometimes report a separate section for deferred inflows of resources. This separate financial statement element, deferred inflows of resources, represents an acquisition of net assets that applies to a future period(s) and so will not be recognized as an inflow of resources (revenue) until that time.

The County has only three types of items that qualify for reporting in this category: lease related, pension-related, and Other Postemployment Benefits Other Than Pensions (OPEB)-related.

Miscellaneous Revenue

Miscellaneous revenue includes rents, royalties, proceeds from sale of surplus items, contributions and donations, refunds for prior year (non-capital) expenditures and any other revenue that does not fit into one of the other categories.

Landfill Closure Costs

The County recognizes municipal solid waste landfill closure and post-closure care costs under the State of Florida's Solid Waste Management Act of 1988, regulations of the Federal Environmental Protection Agency, and GASB Statement No. 18, *"Accounting for Municipal Solid Waste Landfill Closure and Post-closure Care Costs."* The County is required to place a final cover on closed landfills and to provide long-term care for up to thirty years after final cover. These obligations for closure and post-closure are recognized in the enterprise fund for the County's sanitary landfill operations over the active life of the landfill, based on capacity. See notes 7 and 8 for additional information.

NOTE 1 - Summary of Significant Accounting Policies: (continued)

Fund Balance Reported

The County implemented GASB Statement No. 54, *Fund Balance Reporting and Governmental Fund Type Definitions* effective October 1, 2010. This GASB Statement clarifies governmental fund balance classifications and fund-type definitions. Fund balances are reported in classifications based on whether the amounts are non-spendable or spendable. Spendable amounts are further classified based on the extent to which there are external and/or internal constraints in how fund balance amounts may be spent.

The fund balance classifications specified in GASB Statement No. 54 are as follows:

Non-spendable Fund Balance – Non-spendable fund balances are amounts that cannot be spent because they are either (a) not in spendable form or (b) legally or contractually required to be maintained intact.

Restricted Fund Balance – Restricted fund balances are restricted when constraints placed on the use of resources are either: (a) externally imposed by creditors, grantors, contributors, or laws or regulations of the other governments; or (b) imposed by law through constitutional provisions or enabling legislation.

Committed Fund Balance – Committed fund balances are amounts that can only be used for specific purposes as a result of constraints imposed by formal action of the County's highest decision-making authority, which is an ordinance. Committed amounts cannot be used for any other purpose unless the County removes those constraints by taking the same type of action.

Assigned Fund Balance – Assigned fund balances are amounts that are constrained by the County's intent to be used for specific purposes but are neither restricted nor committed. Intent is expressed by (a) the board of county commissioners or (b) a body or official to which the board of county commissioners has delegated the authority to assign amounts to be used for specific purposes. At this time, the commission has not delegated the authority.

Unassigned Fund Balance – Unassigned fund balance is the residual classification for the General Fund.

The fund balance categories of the governmental funds are shown on the face of the Balance Sheet Governmental Funds in the Fund Financial Statements. The County uses restricted amounts first when both restricted and unrestricted fund balances are available, then committed, then assigned and finally unassigned.

Net Position

The government-wide and business-type fund financial statements utilize a net position presentation. Net position is displayed as three components:

Net investment in capital assets represents capital assets, net of accumulated depreciation, reduced by the outstanding balances of bonds, mortgages, notes or other borrowings that are attributable to the acquisition, construction, or improvements of those assets. Also included in the calculation are related bond premiums and discounts and the deferred outflows or inflows of resources of refunding of bonds. Of the $313,770,894 Governmental Activities Net Investment in Capital Assets on the Statement of Net Position, capital-related debt is net of $970,352 of unspent debt proceeds and includes $3,371,798 of contracts and retainage payable.

Restricted net position consists of net position with constraints placed on their use by external groups such as creditors, grantors, contributors or laws or regulations of other governments. Typically, the restricted net position is depleted before unrestricted net position is applied.

Unrestricted net position represents the net amount of the County's assets, deferred outflows, liabilities, and deferred inflows that are not included in the calculation of net investment in capital assets or restricted net position. It is the residual component of net position, often viewed as the resources available to finance future operations, pay debt, or manage liquidity.

NOTE 1 - Summary of Significant Accounting Policies: (continued)

Use of Estimates

The preparation of financial statements, in accordance with GAAP, requires management to make estimates and assumptions that affect the reported amounts of assets and liabilities and disclosure of contingent assets and liabilities at the date of the financial statements, and the reported amount of revenues and expenses during the reporting period. Actual results could differ from those estimates.

Recent Accounting Pronouncements:

The Governmental Accounting Standards Board (GASB) has issued several pronouncements with effective dates that may impact future financial statements. Listed below are pronouncements with required implementation dates effective for subsequent fiscal years that have not yet been implemented. Management has not currently determined what, if any, impact the implementation of the following will have on the County's financial statements:

- GASB Statement No. 103, *Financial Reporting Model Improvements*, in April 2024. The objective of GASB 103 is to improve key components of the financial reporting model to enhance its effectiveness in providing information that is essential for decision making and assessing a government's accountability. The effective date for implementation is fiscal years beginning after June 15, 2025, and all reporting periods thereafter. The County has attempted to implement portions of GASB 103; however, full implementation of this statement is not anticipated to be completed prior to the required fiscal year ending September 30, 2026.
- GASB Statement No. 104, *Disclosure of Certain Capital Assets*, issued September 2024, which is to provide users of government financial statements with essential information about certain types of capital assets. The requirements of this Statement are effective for fiscal years beginning after June 15, 2025. The County will be required to implement this statement for the fiscal year ending September 30, 2026.
- GASB Statement No. 105, *Subsequent Events*, issued December 2025. The objective of this Statement is to improve the financial reporting requirements for subsequent events, thereby enhancing consistency in their application and better meeting the information needs of financial statements users. The County will be required to implement this statement for the fiscal year ending September 30, 2027.

NOTE 2 – Cash Deposits and Investments:

Deposits:

Any bank balance in excess of FDIC insurance is covered by collateral held by the County's custodian banks which is pledged to a state trust fund that provides security in accordance with the Florida Security for Public Deposits Act, Chapter 280, Florida Statutes.

The Florida Security for Public Deposits Act established guidelines for qualification and participation by banks and savings associations, procedures for the administration of the collateral requirements and characteristics of eligible collateral. Under the Act, the qualified public depository must pledge at least 50 percent of the average daily balance for each month of all public deposits in excess of any applicable deposit insurance. Additional collateral, up to a maximum of 125 percent, may be required if deemed necessary under the conditions set forth in the Act. Obligations pledged to secure deposits must be delivered to the State Chief Financial Officer or, with the approval of the State Chief Financial Officer, to a bank, savings association, or trust company, provided a power of attorney is delivered to the Chief Financial Officer.

As of September 30, 2025, the County had the following cash deposits balances:

	Maturity Date	Carrying Amounts
Cash and cash equivalents	N/A	$ 34,128,368
Cash and cash equivalents with trustee	N/A	7,905,850
Cash and cash equivalents with fiscal agent	N/A	22,017
Total		$ 42,056,235

NOTE 2 – Cash Deposits and Investments (continued):

Investments:

Flagler County's investment policy is pursuant to Section 218.415, Florida Statutes that updated permitted investments, asset allocation limits, issuer limits, credit ratings requirements, and maturity limits to protect the County's cash and investment assets. The County maintains a common cash and investment pool for the use of all funds.

Section 218.415, Florida Statutes, limits the types of investments that a government can invest in unless specifically authorized in an investment policy.

The County's investment policy allows for the following investments: U.S. Treasury & Government Guaranteed, Federal Agency/GSE, Corporates, Municipals, Agency Mortgage-Backed Securities, Asset-Backed Securities, Non-Negotiable Certificate of Deposit and Savings Accounts, Commercial Paper, Banker's Acceptances, Repurchase Agreements, Money Market Funds, Local Government Investment Pools and The Florida Local Government Surplus Funds Trust Funds ("Florida Prime").

As of September 30, 2025, the County had the following investment types and weighted average duration presented in terms of years:

Security Type	Fair Value	Weighted Average Maturity
FL Public Assets for Liquidity Management (FL PALM)	$ 67,828,000	0.12 years
US Bank Business Money Market	500,701	0.12 years
U.S. Treasury Bill	10,067,080	0.08 years
U.S. Treasury Bond / Note	23,146,822	1.88 years
Federal Agency Commercial Mortgage-Backed Security	3,230,271	1.49 years
Federal Agency Discount Note	4,991,605	0.04 years
Commercial Paper	14,811,565	0.30 years
Corporate Note	5,240,547	1.74 years
Asset - Backed Security	5,884,556	1.53 years
TOTAL	$ 135,701,147	0.59 years

A Money Market Fund's duration is based on weighted average duration in days. Information source for PFM Funds Prime Series (FL Palm) money market fund's weighted average duration was September 30, 2025, Fund Fact Sheet. First American Funds report was the source for the US Bank Business Money Market Fund's weighted average duration.

Under GASB Codification Section I50: *Investments*, if a participant has an investment in a qualifying external investment pool that measures for financial reporting purposes all of its investments at amortized cost, it should disclose the presence of any limitations or restrictions on withdrawals (such as redemption notice periods, maximum transaction amounts, and the qualifying external investment pool's authority to impose liquidity fees or redemption gates) in notes to the financial statements.

As of September 30, 2025, there were no redemption fees or maximum transaction amounts, or any other requirements that serve to limit the County's access to 100 percent of its account value in the Florida Palm external investment pool.

The County categorizes its fair value measurements within the fair value hierarchy established by generally accepted accounting principles (GAAP). The hierarchy is based on the valuation inputs used to measure the fair value of the asset. Level 1 inputs are quoted prices in active markets for identical Assets; Level 2 inputs are significant other observable inputs; and Level 3 inputs are significant unobservable inputs.

The County has the following recurring fair value measurements as of September 30, 2025:

- Federal Instrumentalities Discount Notes – Valued using quoted market prices.
- U.S. Treasury Notes – Valued using quoted market prices.
- Money Market Funds – Valued using quoted market prices.

NOTE 2 – Cash Deposits and Investments: (continued)

The following table summarizes the County's assets (and liabilities) for which fair values are determined on a recurring basis:

	Fair Value	Quoted Prices in Active Markets for Identical Assets (Level 1)	Significant Other Observable Inputs (Level 2)	Significant Unobserv-able Inputs (Level 3)
Investments by Fair Value Level:				
US Bank Business Money Market	$ 500,701	$ 500,701	$ -	$ -
U.S. Treasury Bill	10,067,080	10,067,080	-	-
U.S. Treasury Bond / Note	23,146,822	23,146,822	-	-
Federal Agency Commercial Mortgage-Backed Security	3,230,271	-	3,230,271	-
Federal Agency Discount Note	4,991,605	-	4,991,605	-
Commercial Paper	14,811,565	-	14,811,565	-
Corporate Note	5,240,547	4,627,353	613,194	-
Asset - Backed Security	5,884,556	5,383,841	500,715	-
Total Investments by Fair Value Level	$ 67,873,147	$ 43,725,797	$ 24,147,350	$ -
Investments measured at amortized cost:				
FL Public Assets for Liquidity Management (FL PALM)	$ 67,828,000	$ -	$ 67,828,000	$ -
Total Investments measured at the NAV	$ 67,828,000	$ -	$ 67,828,000	$ -
Total Investments	$ 135,701,147	$ 43,725,797	$ 91,975,350	$ -

The FL Public Assets for Liquidity Management (FL PALM) is reported at amortized cost in accordance with GASB 79.

A. Interest Rate Risk

The County's investment policy sets limits for investment maturities to match known cash needs and anticipated cash flow requirements. Investments of current operating funds shall have maturities of no longer than twenty-four (24) months. Investments of bond reserves, construction funds, and other non-operating funds, "core funds", shall have a term appropriate to the need for funds and in accordance with debt covenants. The purchase of investments for core funds with maturities longer than five (5) years requires the Clerk's approval prior to purchase. The maturities of the underlying securities of a repurchase agreement will follow the requirements of the Master Repurchase Agreements. The County utilizes "weighted average duration" as a measurement of interest rate risk and as of September 30, 2025, the investment portfolio had a weighted average duration of 0.59 years.

The County has no Federal Instrumentalities that have embedded options consisting of the option at the discretion of the issuer to call their obligation or pay a stated increase in the interest rate.

NOTE 2 – Cash Deposits and Investments: (continued)

B. Credit Risk

The County's investment policy permits the following investments, which have minimum rating requirements and shall only purchase securities from financial institutions, which are qualified as public depositories by the Treasurer, or Chief Financial Officer of the State of Florida, "Primary Dealers" as designated by the Federal Reserve Bank of New York, or from direct issuers of commercial paper and bankers' acceptances.

In addition, institutions designated as "Primary Dealers" by the Federal Reserve Bank of New York, direct issuers of commercial paper and bankers' acceptances, or approved non-primary dealers. Corporate notes, at the time of purchase, should have a minimum rating requirement of Highest ST or Three Highest LT Rating Categories (A-1/P-1, A-/A3, or equivalent).

Municipals, at the time of purchase, should have a minimum rating requirement of Highest ST or Three Highest LT Rating Categories (SP-1/MIG 1, A-/A3, or equivalent).

Asset-Backed Securities, at the time of purchase, should have a minimum rating requirement of Highest ST or LT Rating (A-1+/P-1, AAA/Aaa, or equivalent).

Commercial Paper and Bankers' Acceptance, at the time of the purchase, should have a minimum rating requirement of Highest ST Rating Category (A-1/P-1, or equivalent).

Repurchase Agreements, at the time of purchase, should have a minimum rating requirement of counterparty (or if the counterparty is not rated by an NRSRO, then the counterparty's parent) must be rated in the Highest ST Rating Category (A-1/P-1, or equivalent). If the counterparty is a Federal Reserve Bank, no rating is required.

Money Market Funds, at the time of purchase, should have a minimum rating requirement of Highest Fund Rating by all NRSROs who rate the fund (AAAm/Aaa-mf, or equivalent).

Intergovernmental Pools, at the time of purchase, should have a minimum rating requirement of Highest Fund Quality and Volatility Rating Categories by all NRSROs who rate the fund, (AAAm/AAAf, S1, or equivalent).

Florida Local Government Surplus Funds Trust Funds ("Florida Prime"), at the time of purchase, should have a minimum rating requirement of Highest Fund Rating by all NRSROs who rate the fund (AAAm/Aaa-mf, or equivalent).

As of September 30, 2025, the County had the following credit exposure as a percentage of total investments:

Security Type	Standard & Poor's Rating	Portfolio Asset Allocation
FL Public Assets for Liquidity Management (FL PALM)	AAAm	49.98%
US Bank Business Money Market	AAAm	0.37%
Commercial Paper	A-1	10.91%
U.S. Treasury Bill	A-1+	7.42%
U.S. Treasury Bond / Note	AA+	17.06%
Federal Agency Commercial Mortgage-Backed Security	AA+	2.38%
Federal Agency Discount Note	A-1+	3.68%
Corporate Note	A,AA,AAA,AA+,A+,AA-,A-,BBB+ & NR	3.86%
Asset - Backed Security	AAA & NR	4.34%
TOTAL		100.00%

NOTE 2 – Cash Deposits and Investments: (continued)

C. Custodial Credit Risk

The County's investment policy, pursuant to Section 218.415, Florida Statutes, requires securities, with the exception of certificates of deposits, shall be held with a third-party custodian; and all securities purchased by, and all collateral obtained by the County should be properly designated as an asset of the County. The securities must be held in an account separately and apart from the assets of the financial institution. A third-party custodian is defined as any bank depository chartered by the Federal Government, the State of Florida, or any other state or territory of the United States which has a branch or principal place of business in the State of Florida, or by a national association organized and existing under the laws of the United States which is authorized to accept and execute trusts and which is doing business in the State of Florida.

As of September 30, 2025, the County's investments were held with a third-party custodian as required by the County's investment policy.

D. Concentration of Credit Risk

The County's investment policy has established asset allocation and issuer limits on the following investments, which are designed to reduce concentration of credit risk of the County's investment portfolio.

A maximum of 100% of available funds may be invested in the U.S. Treasury, 75% of available funds may be invested in Federal Agency/GSE with a 40% limit per issuer, 20% of available funds may be invested in Corporates with a 5% limit on individual issuers, 25% of available funds may be invested in Municipals with a 5% limit on individual issuers, 25% of available funds may be invested in Agency Mortgage Backed Securities with a 40% limit per issuer, 25% of available funds may be invested in Asset-Backed Securities with a 5% limit per issuer, 50% of available funds may be invested in Non-Negotiable Certificate of Deposit and Savings Accounts with a 25% limit on individual issuers, 35% of available funds may be invested in Commercial Paper with a 5% limit per issuer, 10% of available funds may be invested in Bankers' Acceptances with a 5% limit on individual issuers, 40% of available funds may be invested in Repurchase Agreements with a 20% limit per issuer, 50% of available funds may be invested in Money Market Funds with a 25% limit on individual issuers, 75% of available funds may be invested in Intergovernmental Pools with a 100% of LGIP investment is held with 1 issuer, and a maximum of 25% may be invested in Florida Local Government Surplus Funds Trust Funds ("Florida Prime").

As of September 30, 2025, the County had the following issuer concentration based on fair value:

Security Type	Fair Value	Portfolio Asset Allocation
FL Public Assets for Liquidity Management (FL PALM)	$ 67,828,000	49.90%
US Bank Business Money Market	500,701	0.40%
U.S. Treasury Bill	10,067,080	7.40%
U.S. Treasury Bond / Note	23,146,822	17.10%
Federal Agency Commercial Mortgage-Backed Security	3,230,271	2.40%
Federal Agency Discount Note	4,991,605	3.70%
Commercial Paper	14,811,565	10.90%
Corporate Note	5,240,547	3.90%
Asset - Backed Security	5,884,556	4.30%
TOTAL	$ 135,701,147	100.00%

NOTE 3 – Property Taxes:

Under Florida law, the assessment of all properties and the collection of all County, municipal and school board property taxes are consolidated in the offices of the County Property Appraiser and County Tax Collector. The laws of the State regulating tax assessment are also designed to assure a consistent property valuation method statewide. State Statutes permit counties to levy property taxes at a rate of up to 10 mills.

The tax levy of the County is established by the Board prior to October 1 of each year, and the Tax Collector incorporates the millages into the total tax levy, which includes the municipalities, independent districts, and the County School Board tax requirements.

All property is assessed according to its fair market value on January 1 of each year. Each assessment roll is submitted to the Executive Director of the State Department of Revenue for review to determine if the roll meets all the appropriate requirements of State Statute.

All taxes are due and payable on November 1 of each year or as soon thereafter as the assessment roll is certified and delivered to the Tax Collector. All unpaid taxes become delinquent on April 1 following the year in which they are assessed. Discounts are allowed for every payment at the rate of 4% in the month of November, 3% in the month of December, 2% in the month of January, and 1% in the month of February. Taxes paid in March are without discount.

On or prior to June 1 following the tax year, certificates are sold for all delinquent taxes on real property. Delinquent taxes on real property bear interest at 18% per year or as bid in a public sale of tax certificates.

Application for a tax deed on any unredeemed tax certificates may be made by the certificate holder after a period of two years. Unsold certificates are held by the County.

Delinquent taxes on personal property bear interest at 18% per year until the tax is satisfied either by seizure and sale of the property or by the five-year statute of limitations.

Key dates in the property tax cycle are as follows:

Beginning of fiscal year for which taxes have been levied	October 1
Property taxes levied	October 1
Assessment roll certified	October 15
Tax bills issued	November 1
Property taxes due by:	
For maximum discount	November 30
Delinquent after	March 31
Tax certificates (liens) sold on unpaid property taxes	May 31

NOTE 4 – Allowance for Doubtful Accounts:

Accounts receivables are reported net of an allowance for uncollectible accounts of $1,554,188 in the General Fund, $13,777 in the Airport Enterprise Fund and $123,303 in the Waste Management Enterprise Fund.

NOTE 5 – Capital Assets – Governmental Activities:

A summary of changes in capital assets follows:

Governmental activities:	Balance September 30, 2024	Additions	Deletions	Balance September 30, 2025
Capital assets, not being depreciated:				
Land	$ 99,664,908	$ 4,255,617	$ -	$ 103,920,525
Fine art collection	123,700	-	-	123,700
Construction in process	10,156,342	18,076,494	6,304,924	21,927,912
Total capital assets, not being depreciated	109,944,950	22,332,111	6,304,924	125,972,137
Capital assets, being depreciated:				
Buildings	122,313,835	298,454	-	122,612,289
Improvements other than buildings	25,447,217	-	-	25,447,217
Equipment	24,551,358	4,438,513	462,307	28,527,564
Vehicles	35,479,651	2,732,129	2,604,700	35,607,080
Infrastructure	230,980,936	10,481,207	-	241,462,143
Right-to-use lease assets				
Computer	367,996	-	271,495	96,501
Copy machines	367,932	139,792	99,586	408,138
Equipment	291,384	-	22,687	268,697
Facility	1,029,861	3,884	69,636	964,109
Land	12,462	-	-	12,462
Machinery	369,099	-	-	369,099
Vehicles	2,442,280	804,085	77,694	3,168,671
Right-to-use subscription assets	1,532,325	3,333,282	900,520	3,965,087
Total capital assets being depreciated	445,186,336	22,231,346	4,508,625	462,909,057
Less accumulated depreciation for:				
Buildings	33,170,168	2,381,817	-	35,551,985
Improvements other than buildings	21,547,088	663,653	-	22,210,741
Equipment	19,987,631	2,484,959	427,614	22,044,976
Vehicles	17,635,178	2,696,701	2,390,726	17,941,153
Infrastructure	83,636,080	5,323,166	-	88,959,246
Right-to-use lease assets				
Computer	216,065	95,611	271,495	40,181
Copy machines	164,403	87,888	82,245	170,046
Equipment	81,562	42,448	22,686	101,324
Facility	327,453	142,038	69,636	399,855
Land	865	2,077	-	2,942
Machinery	185,088	116,643	-	301,731
Vehicles	672,755	557,763	77,694	1,152,824
Right-to-use subscription assets	648,322	585,929	424,031	810,220
Total accumulated depreciation	178,272,658	15,180,693	3,766,127	189,687,224
Total capital assets being depreciated, net	266,913,678	7,050,653	742,498	273,221,833
Total capital assets, net of depreciation	$ 376,858,628	$ 29,382,764	$ 7,047,422	$ 399,193,970

Note: The total additions to capital assets being depreciated on this note totaling $38,258,533 do not match the total amount showing under capital outlay on the “Statement of Revenues, Expenditures, and Changes” in the amount of $37,360,738. The difference of $897,795 includes $878,299 due to capital donations, and a reduction in subscription capital outlay of $19,496 due to changes in right-to-use subscription lease terms.

NOTE 5 – Capital Assets – Governmental Activities (continued):

Depreciation expense was charged to functions/programs of the primary government as follows:

Governmental activities:	
General government	$ 2,479,329
Public safety	5,361,893
Physical environment	158,150
Transportation	5,764,505
Economic environment	106,186
Human services	173,309
Culture/recreation	1,028,188
Court related	109,133
Total depreciation expense - governmental activities	$ 15,180,693

NOTE 6 - Capital Assets – Business-type Activities:

	Balance September 30, 2024	Additions	Deductions	Balance September 30, 2025
Business-type activities:				
Capital assets, not being depreciated:				
Land	$ 2,947,754	$ -	$ -	$ 2,947,754
Construction in process	574,865	1,621,775	-	2,196,640
Total capital assets, not being depreciated	3,522,619	1,621,775	-	5,144,394
Capital assets, being depreciated:				
Buildings	19,291,046	-	-	19,291,046
Improvements other than buildings	13,907,639	-	-	13,907,639
Equipment and vehicles	1,076,018	-	-	1,076,018
Infrastructure	35,961,275	-	-	35,961,275
Right-to-use lease assets				
Equipment	58,310	-	58,310	-
Vehicles	95,646	44,389	-	140,035
Right-to-use subscription assets	285	-	-	285
Total capital assets being depreciated	70,390,219	44,389	58,310	70,376,298
Less accumulated depreciation for:				
Buildings	4,659,060	248,011	-	4,907,071
Improvements other than buildings	12,445,484	442,442	-	12,887,926
Equipment and vehicles	742,494	97,558	-	840,052
Infrastructure	4,579,766	1,012,779	-	5,592,545
Right-to-use lease assets				
Equipment	56,734	1,576	58,310	-
Vehicles	8,382	22,454	-	30,836
Right-to-use subscription assets	71	95	-	166
Total accumulated depreciation	22,491,991	1,824,915	58,310	24,258,596
Total capital assets being depreciated, net	47,898,228	(1,780,526)	-	46,117,702
Business-type activities capital assets, net	$ 51,420,847	$ (158,751)	$ -	$ 51,262,096

Depreciation expense was charged as follows:

Business-type activities:	
Airport	$ 1,803,416
Sanitary landfill	21,499
Total depreciation expense - business-type activities	$ 1,824,915

NOTE 7 - Long-Term Debt:

The balance of bonds and notes payable as of September 30, 2025, are as follows:

Bonds and Notes Payable for Governmental Activities

General Obligation Refunding Bonds, Series 2015, with an original face value of $25,500,000 were issued March 2015, to current refund all the County's outstanding General Obligation Bonds, Series 2005 along with closing costs incurred. This current refunding resulted in a reduction in total debt service payments over 20 years of approximately $3,892,300 and an economic gain of approximately $2,966,000. Interest is paid at 3.300%. The bonds are general obligations of the County. The payment of principal and interest on the bond is payable from and secured by a pledge of ad valorem taxes on all taxable property within the County. Principal payments are due on July 1. Interest payments are due on January 1 and July 1 of each year. Maturity is July 1, 2035.	$ 15,110,000
Limited Ad Valorem Tax Refunding Bond, Series 2016 with an original face value of $11,380,000 were issued April 26, 2016, to advance refund a portion of Limited General Obligation Bonds, Series 2009 and Limited General Obligations Bonds, 2010 along with closing costs incurred. This current refunding resulted in a reduction of total debt service payments over 20 years of approximately $1,736,664 and an economic gain of approximately $1,064,591. Interest is paid at 2.190%. The bonds are limited obligations of the County. The payment of principal and interest on the bond is payable from and secured by a pledge of ad valorem taxes at a rate not to exceed 0.250 mill per year on all taxable property within the County. Principal payments are due on July 1. Interest payments are due on January 1 and July 1 of each year. Maturity is July 1, 2029.	4,410,000
Capital Improvement Non-Ad Valorem Refunding Revenue Bonds, Series 2024, with an original face value of $24,965,000, were issued in January 2025 to advance refund all the County's outstanding Capital Improvement and Refunding Revenue Bonds, Series 2015, and to pay the costs of issuing the Series 2024 Bonds, including an underwriting discount. Series 2015 was issued to refund Series 2005, originally issued to finance the costs of acquisition, construction, and equipping a consolidated Sheriff's Operations Center and expansion of the County's correctional facility. This advance refunding resulted in a reduction of total debt service payments over 10 years of approximately $1,437,355 and an economic gain of approximately $1,159,385. The bonds are special obligations of the County. The payment of principal and interest on the bond is payable from Non-Ad Valorem revenues generated in the County's General Fund. Principal payments are due on September 1. Interest payments are due on March 1 and September 1 each year. Maturity is October 1, 2035.	22,345,000
Taxable Special Assessment Revenue Note, Series 2018A - was issued March 20, 2018, in the amount of $1,520,000 to finance the cost of its new vinyl seawall with concrete cap to protect adjacent homes along the Painters Hill Shoreline. Interest is paid at a fixed rate of 3.94%. Payments of principal and interest are due on July 1 and January 1 each year. Maturity is July 1, 2033. The County, in its annual budget, budgeted and appropriated Special Assessment Tax Funds sufficient to pay the principal and interest on this Note.	604,210
Capital Improvement Revenue Note, S2020 - issued December 14, 2020, not to exceed $20,000,000, for the purpose of financing the design, construction and other costs of certain public safety capital projects. Interest is paid at a fixed rate equal to 1.83%. The payment of principal and interest on the note is payable from Non-Ad Valorem Revenues received by the County. Principal payments are due on October 1. Interest payments are due on April 1 and October 1 each year. The maturity date of the note is October 1, 2035.	16,250,000

NOTE 7 - Long-Term Debt: (continued)

Bonds and Notes Payable for Governmental Activities (continued)

Master Equipment Purchase Agreement - was issued on December 2, 2019, in the amount of $13,758,000 to lower the interest rate of funding a new Public Safety Communications Network. The County refunded the outstanding Master Equipment Lease/Purchase agreement dated May 24, 2018, consisting of two separate leases. Schedule 2 represents Public Safety Equipment lease – Radios and Software in the amount of $5,241,000, previous interest was a fixed rate of 3.30%, new rate is 1.985%. Schedule 3 represents Public Safety Equipment Lease - Infrastructure in the amount of $8,517,000, previous interest at a fixed rate of 3.42%, new rate is 2.384%. Principal payments for Schedule No. 2 will be made annually commencing December 1, 2020, through December 1, 2029. Principal payments for Schedule No.3 will be made annually commencing December 1, 2020, through December 1, 2035. The interest payments commence on June 1, 2020, and the remaining interest is payable semiannually on June 1 and December 1 of each year through the respective terms of each schedule. The County, in its annual budget, budgeted and appropriated Ad Valorem Funds and user fees sufficient to pay the principal and interest on the Leases. The net book value (NBV) as of September 30, 2021, was $10,486,502.	9,258,000
Master Equipment Purchase Agreement (Helicopter) - was issued on December 8, 2023, in the amount of $2,273,000. Reference is made to that certain Schedule of Property No. 4, dated December 8, 2023, to Master Equipment Lease/Purchase Agreement dated as of February 23, 2017, between Lessor and Lessee (hereinafter referred to as the "Lease"), covering the acquisition and lease of certain Equipment described therein (the "Equipment"). It is a requirement of the Lease that the Acquisition Amount in the amount of $2,245,000 (which represents the total Lease amount of $2,273,000 less costs of issuance to be paid at closing) be deposited into a segregated escrow account under terms satisfactory to Lessor, for the purpose of fully funding the Lease, and providing a mechanism for the application of such amounts to the purchase of and payment for the Equipment. Maturity is August 1, 2033.	1,898,000
Equipment Purchase Agreement – was executed on February 11, 2022, to purchase law enforcement vehicles and related equipment. Interest is paid at a rate of 1.976%. The loan amount is $500,000 and the maturity date is February 11, 2026.	64,671
Equipment Purchase Agreement – was executed on September 27, 2022, to purchase law enforcement vehicles and related equipment. Interest is paid at a rate of 3.29%. The loan amount is $1,200,000 and the maturity date is September 27, 2026.	314,547
Equipment/Lease Purchase Agreement – was executed on May 9, 2023, to purchase law enforcement vehicles and related equipment. Interest is paid at a rate of 4.38%. The loan amount is $1,900,000 and the maturity date is May 9, 2027.	833,067
Equipment/Lease Purchase Agreement – was executed on September 24, 2025, to purchase law enforcement vehicles and related equipment. Interest is paid at a rate of 4.46%. The loan amount is $900,000 and the maturity date is September 24, 2029.	900,000
Bonds and notes payable for governmental activities	**$ 71,987,495**

NOTE 7 - Long-Term Debt: (continued)

Notes Payable for Business-Type Activities

Taxable Airport Revenue Note, Series 2015 - was issued in March 2015 in the amount of $2,850,000 to finance the purchase of two buildings located on to the County Airport. Interest is paid at a rate of 3.900%. Payments of principal and interest are due on January 1, April 1, July 1 and October 1 each year. Maturity is April 1, 2030. Principal and interest payments are to be made from revenues derived from leases and rents from tenants of the buildings. On January 6, 2017, the interest rate was reduced to 3.47%.	$ 1,087,000
Taxable Airport Refunding Revenue Note, Series 2015B - was issued on July 2015 in the amount of $2,437,000 to refund the County's taxable capital improvement note issued to finance improvements to the County Airport. Interest is paid at a rate of 4.25%. Principal payments are due February 1. Interest payments are due on August 1 and February 1 of each year. Maturity is February 1, 2030. Principal and interest are payable from net revenues received by the Airport. On January 6, 2017, the interest rate was reduced to 3.47%.	994,000
Capital Improvement Revenue Note, S2024A - was issued December 18, 2024, not to exceed $1,455,000 for the purpose of financing certain improvements to the Flagler County Airport, including the acquisition, construction and equipping of (i) a fixed-base operator building, which will contain office space, a meeting area, and leasable space; and (ii) a roundabout (collectively, the "2024A Project"). Interest is paid at a fixed rate equal to 3.98%. The payment of principal and interest on the note is payable from Non-Ad Valorem Revenues received by the County. Principal payments are due on August 1. Interest payments are due on February 1 and August 1 each year. The maturity date of the note is August 1, 2034.	1,430,000
Capital Improvement Revenue Note, S2024B - was issued December 18, 2024, not to exceed $535,000 for the purpose of financing certain improvements to the Flagler County Airport, including the acquisition, construction and equipping of additional T-Hangars (the "2024B Project". Interest is paid at a fixed rate equal to 5.13%. The payment of principal and interest on the note is payable from Non-Ad Valorem Revenues received by the County. Principal payments are due on October 1. Interest payments are due on February 1 and August 1 each year. The maturity date of the note is August 1, 2034.	510,000
Notes payable for business-type activities	**$ 4,021,000**
Accrued Compensated Absences	
Governmental Activities	$ 7,491,606
Business-Type Activities	152,637
OPEB Liability	
Governmental Activities	11,976,240
Business-Type Activities	68,337
Net Pension Liability	
Governmental Activities	90,491,918
Business-Type Activities	733,644
Lease Liabilities	
Governmental Activities	3,230,559
Business-Type Activities	111,368
Subscription Liabilities	
Governmental Activities	3,146,849
Business-Type Activities	95
Add Unamortized Premium	
Governmental Activities	
Total Long-Term Obligations	**$199,164,199**

NOTE 7 - Long-Term Debt: (continued)

Debt service requirements to maturity on the County's long-term obligations on September 30, 2025, are as follows:

Governmental Activities:

	Bonds		Notes payable		
Fiscal Year Ending September 30	Principal	Interest	Principal	Interest	Total Long-Term Obligations and Interest
2026	$ 4,718,000	$ 1,727,830	$ 3,683,630	$ 634,387	$ 10,763,847
2027	4,905,000	1,536,347	3,216,383	540,264	10,197,994
2028	5,097,000	1,336,619	2,940,808	466,376	9,840,803
2029	5,295,000	1,142,584	3,016,464	396,194	9,850,242
2030	4,337,000	940,071	2,841,000	329,257	8,447,328
2031-2035	18,117,210	2,030,791	11,546,000	838,560	32,532,561
2036-2040	-	-	2,274,000	22,647	2,296,647
Total principal and interest	42,469,210	8,714,242	29,518,285	3,227,685	83,929,422
Less interest to be paid	-	(8,714,242)	-	(3,227,685)	(11,941,927)
Total principal	42,469,210	-	29,518,285	-	71,987,495
Deferred amounts	5,752,451	-	-	-	5,752,451
Totals	$ 48,221,661	$ -	$ 29,518,285	$ -	$ 77,739,946

Business-type Activities:

	Bonds (not applicable)	Notes payable		
Fiscal Year Ending September 30		Principal	Interest	Total Long-Term Obligations and Interest
2026		$ 445,000	$ 149,386	$ 594,386
2027		461,000	133,168	594,168
2028		479,000	116,386	595,386
2029		496,000	98,936	594,936
2030		450,000	80,914	530,914
2031-2033		1,690,000	182,410	1,872,410
Total principal and interest		4,021,000	761,200	4,782,200
Less interest to be paid		-	(761,200)	(761,200)
Totals		$ 4,021,000	$ -	$ 4,021,000

Governmental Activities Long-term obligations not included above:	
Accrued compensated absences payable	$ 7,491,606
OPEB liability	11,976,240
Net pension liability	90,491,918
Lease Liabilities	3,230,559
Subscription Liabilities	3,146,849
Business-type Activities Long-term obligations not included above:	
Accrued compensated absences payable	152,637
OPEB liability	68,337
Net pension liability	733,644
Lease Liabilities	111,368
Subscription Liabilities	95
Total long-term obligations	$ 199,164,199

NOTE 7 - Long-Term Debt: (continued)

Changes in long-term liabilities for the fiscal year ended September 30, 2025, are summarized as follows:

Governmental activities:	Balance September 30, 2024	Additions	Reductions	Balance September 30, 2025	Due within one year
General long-term obligations:					
Bonds payable	$ 51,890,210	$ 24,965,000	$ 34,386,000	$ 42,469,210	$ 4,718,000
Notes payable	32,069,826	900,000	3,451,541	29,518,285	3,683,630
Deferred amounts:					
Issuance premiums	3,725,837	2,531,350	504,736	5,752,451	-
Total bonds and notes payable	87,685,873	28,396,350	38,342,277	77,739,946	8,401,630
Accrued compensated absences	6,958,312	7,085,469	6,552,175	7,491,606	7,349,816
OPEB liability	7,326,087	11,976,240	7,326,087	11,976,240	379,084
Net pension liability	107,860,671	-	17,368,753	90,491,918	-
Lease liability	3,318,960	948,426	1,036,827	3,230,559	910,576
Subscription liability	757,027	3,313,782	923,960	3,146,849	385,526
Total governmental activity long-term obligations	213,906,930	51,720,267	71,550,079	194,077,118	17,426,632
Business-type activities:					
Notes payable	2,461,000	1,990,000	430,000	4,021,000	445,000
Accrued compensated absences	140,347	152,637	140,347	152,637	152,637
OPEB liability	48,396	68,337	48,396	68,337	2,897
Net pension liability	857,263	-	123,619	733,644	-
Lease liability	89,727	44,389	22,748	111,368	26,865
Subscription liability	188	-	93	95	95
Total business-type activity long-term obligations	3,596,921	2,255,363	765,203	5,087,081	627,494
Total long-term liabilities	$ 217,503,851	$ 53,975,630	$ 72,315,282	$ 199,164,199	$ 18,054,126

Note: The reductions representing lease and subscription liabilities of $1,960,787 in the table above do not match with the total amount showing as principal repayments to leases and subscriptions of $1,629,559 shown on the "Reconciliation of the Statement of Revenues, Expenditures, and Changes in Fund Balances to the Statement of Activities" on page 20 of this report. The difference of $331,228 is due to reductions in liabilities from the termination and remeasurements of leases and subscriptions during the fiscal year.

On December 1, 2000, the County early retired four bond issues including accrued interest. These bonds were retired pursuant to an interlocal agreement, as amended (the Agreement), between Flagler County and several municipal corporations within Flagler County. Payment for the retirement of these bonds was made from the Landfill Debt Service Fund and the Landfill Capital Projects Fund in accordance with the Agreement.

The Agreement also required the establishment of reserves in the following amounts:

	Amount originally reserved	Amount used as of September 30, 2025	Remaining balance, September 30, 2025
Future landfill capital purchases	$ 1,225,758	-	$ 1,225,758

The County is no longer required to meet the reserve requirement of monitoring existing and future landfills.

NOTE 7 - Long-Term Debt: (continued)

The remaining balance as of September 30, 2025, is included in equity on the accompanying statement of net position and balance sheet as follows:

Enterprise funds:	
Net position restricted for future capital outlay	$ 1,225,758

Obligation for Bond Arbitrage Rebate – Pursuant to the U.S. Internal Revenue Code, the County must rebate to the United States Government the excess of interest earned from the investment of certain bond proceeds and pledged revenues over the yield rate of the applicable debt. Arbitrage rebate, if any, is due and payable on each five-year anniversary of the respective debt issue. As of September 30, 2025, there was no arbitrage due.

NOTE 8 - Landfill Closure and Post-closure Costs:

State and federal laws and regulations require the County to place a final cover on the Construction and Demolition Debris Landfill (C&D) Landfill when closed and to perform certain maintenance and monitoring functions at the landfill site for five years after closure. The C&D Landfill facility was closed in April 2006. All the costs accrued for post-closure care have been amortized.

The County is no longer required by state and federal laws and regulations to establish escrow accounts for closure and post closure costs of the three landfills.

NOTE 9 – Right-to-Use Lease Assets:

GASB Statement No. 87, Leases established a single model for lease accounting based on the foundational principle that leases are financings of the right to use an underlying asset. Under this Statement, a lessee is required to recognize a lease liability and an intangible right-to-use lease asset (RTU), and a lessor is required to recognize a lease receivable and a deferred inflow of resources. The County implemented this Statement and its various provisions effective October 1, 2021.

County as Lessee

Leases payable - The County leases computers, office equipment, vehicles, land and buildings, and determines if an arrangement is a lease at inception. The County recognizes intangible right-to-use (RTU) assets and corresponding lease liabilities for all leases not considered short-term. RTU assets represent the County's right-to-use an underlying asset for the lease term, and lease liabilities represent the County's obligation to make lease payments arising from the lease. RTU assets and liabilities are recognized at the lease commencement date based on the present value of lease payments over the lease term.

Basis of lease classification - Leases that meet the following requirements will not be considered short term: the maximum possible lease term is: (1) non-cancelable by both lessee and lessor, and (2) is more than 12 months.

Discount rate - Unless explicitly stated in the lease agreement, known by the County, or the County is able to determine the rate implicit within the lease, the discount rate used to calculate lease right-to-use assets and liabilities will be the County's incremental borrowing rate (IBR), which will be the rate utilized for the subsequent fiscal year. The discount rate for the current fiscal year ending September 30, 2025, was calculated to be 3.11%, applicable to new leases at inception. The County's lease agreements do not contain any material residual value guarantees or material restrictive covenants.

NOTE 9 – Right-to-Use Lease Assets: (continued)

The principal and interest requirements to maturity for the lease liability as of September 30, 2025, are projected to be as follows:

Governmental Activities:

Year Ending September 30,	Principal	Interest	Total Payments
2026	$ 910,576	$ 87,018	$ 997,594
2027	873,941	59,548	933,489
2028	623,379	34,231	657,610
2029	373,784	19,842	393,626
2030	205,247	10,518	215,765
2031-2035	230,501	21,419	251,920
2036-2040	13,131	69	13,200
Total Future Payments	$ 3,230,559	$ 232,645	$ 3,463,204

Business-Type Activities:

Year Ending September 30,	Principal	Interest	Total Payments
2026	$ 26,865	$ 3,014	$ 29,879
2027	27,695	2,185	29,880
2028	28,550	1,330	29,880
2029	22,001	485	22,486
2030	6,257	71	6,328
Total Future Payments	$ 111,368	$ 7,085	$ 118,453

County as Lessor

Leases receivable - When engaged in long-term leasing activity as the lessor, the County recognizes a lease receivable and a deferred inflow of resources in the government-wide and governmental fund financial statements. At the commencement of a lease, the County initially measures the lease receivable at the present value of payments expected to be received during the lease term. Subsequently, the lease receivable is reduced by the principal portion of lease payments received. The deferred inflow of resources is initially measured as the initial amount of the lease receivable, adjusted for lease payments received at or before the lease commencement date. Subsequently, the deferred inflow of resources is recognized as revenue over the life of the lease term.

Key estimates and judgments include how the County determines (1) the discount rate it uses to discount the expected lease receipts to present value, (2) lease term, and (3) lease receipts.

- The County uses its estimated incremental borrowing rate as the discount rate for leases. For Right-to-Use Lease Assets, that rate was 3.11% for the year ended September 30, 2025.
- The lease term includes the non-cancellable period of the lease. Lease receipts included in the measurement of the lease receivable are composed of fixed payments from the lessee.
- The County monitors changes in circumstances that would require a remeasurement of its lease and will remeasure the lease receivable and deferred inflows of resources if certain changes occur that are expected to significantly affect the amount of the lease receivable.

NOTE 9 – Right-to-Use Lease Assets: (continued)

The County has lease-related revenue for land and buildings it leases to various companies. The County recognized lease-related revenue during the year ended September 30, 2025, as follows:

Governmental Activities:	
Lease-related Revenue	
Lease Revenue	
Cell Tower/Antenna	$ 21,088
Facility	114,165
Land	100,057
Total Lease Revenue	235,310
Interest Revenue	103,883
Total	$ 339,193
Business-Type Activities:	
Lease-related Revenue	
Lease Revenue	
Easement	$ 23,498
Facility	907,560
Land	19,513
Total Lease Revenue	950,571
Interest Revenue	480,304
Variable & Other Revenue*	55,933
Total	$ 1,486,808

***Note**: "Variable & Other Revenue" represents tower broadband rental income of $52,750 and subletting rental income of $3,183 received during the fiscal year ended September 30, 2025.

Future minimum rents under non-cancellable operating leases to be received as of September 30, 2025, are projected as follows:

Governmental Activities:

Year Ending September 30,	Principal	Interest	Total Receipts
2026	$ 116,346	$ 100,463	$ 216,809
2027	115,832	96,915	212,747
2028	127,428	93,202	220,630
2029	139,688	89,122	228,810
2030	140,776	84,653	225,429
2031-2035	149,301	402,143	551,444
2036-2040	280,617	368,810	649,427
2041-2045	445,194	311,540	756,734
2046-2050	82,491	268,484	350,975
2051-2055	144,667	250,057	394,724
2056-2060	252,099	219,549	471,648
2061-2065	405,615	168,218	573,833
2066-2070	609,353	88,804	698,157
2071-2075	221,041	5,887	226,928
Total Future Payments	$ 3,230,448	$ 2,547,847	$ 5,778,295

NOTE 9 – Right-to-Use Lease Assets: (continued)

Business-Type Activities:

Year Ending September 30,	Principal	Interest	Total Receipts
2026	$ 697,953	$ 472,243	$ 1,170,196
2027	690,863	431,015	1,121,878
2028	715,567	408,694	1,124,261
2029	720,930	385,944	1,106,874
2030	652,280	364,033	1,016,313
2031-2035	3,810,672	1,478,464	5,289,136
2036-2040	3,594,896	876,524	4,471,420
2041-2045	2,903,169	335,380	3,238,549
2046-2050	343,216	108,329	451,545
2051-2055	361,482	47,213	408,695
2056-2060	126,163	13,076	139,239
2061-2065	14,924	139	15,063
Total Future Payments	$ 14,632,115	$ 4,921,054	$ 19,553,169

NOTE 10 – Right-to-Use Subscription-Based Information Technology Arrangements (SBITA):

Effective October 1, 2022, the County adopted the provisions of GASB Statement No. 96, Subscription-Based Information Technology Arrangements (SBITA). This Statement establishes criteria for the recognition of certain subscription-based technology agreements that results in a right-to-use subscription asset (intangible asset) and the recognition of a corresponding subscription liability. Additionally, the Statement requires the recognition of an outflow of resources for any discount on the subscription liability and for the amortization of capitalized outlays other than subscription payments, to include implementation costs.

The County calculates its estimated incremental borrowing rate each fiscal year, and this rate is fixed at the time of inception to SBITA agreements – the rate of 3.11 percent was applied to new SBITA agreements entered into during the fiscal year ended September 30, 2025. As of September 30, 2025, total SBITA assets and related accumulated amortization, disclosed separately from other capital assets are as follows:

Future principal and interest payments required for this arrangement are as follows as of September 30, 2025:

Governmental Activities:

Year Ending September 30,	Principal	Interest	Total Payments
2026	$ 385,526	$ 89,101	$ 474,627
2027	368,792	82,920	451,712
2028	259,372	71,903	331,275
2029	246,432	64,128	310,560
2030	283,932	56,773	340,705
2031-2034	1,602,795	128,561	1,731,356
Total Future Payments	$ 3,146,849	$ 493,386	$ 3,640,235

Business Activities:

Year Ending September 30,	Principal	Interest	Total Payments
2026	$ 95	$ 3	$ 98
Total Future Payments	$ 95	$ 3	$ 98

NOTE 11 – State of Florida Pension Plans:

Defined Benefit Pension Plan

The County participates in two defined pension plans that are administered by the State of Florida, Department of Management Services Division of Retirement. The plans provide retirement, disability or death benefits to retirees or their designated beneficiaries. Chapter 121, Florida Statutes, establishes the authority for benefit provisions. Changes to the law can only occur through an act of the Florida Legislature. The State of Florida issues a publicly available financial report that includes financial statements and required supplementary information for the plans. That report is available from the State of Florida Department of Management Services website (www.dms.myflorida.com).

The Florida Retirement System (FRS) Pension Plan is a cost-sharing, multiple-employer defined benefit pension plan with a Deferred Retirement Option Program (DROP) available for eligible employees. The FRS was established and is administered in accordance with Chapter 121, Florida Statutes. The Florida Legislature establishes and amends the contribution requirements and benefit terms of the FRS Pension Plan. Retirees receive a lifetime pension benefit with joint and survivor payment options. FRS membership is compulsory for employees filling regularly established positions in a state agency, county agency, state university, state college, or district school board, unless restricted from FRS membership under Sections 121.053 or 121.122, Florida Statutes, or allowed to participate in a defined contribution plan in lieu of FRS membership. Participation by cities, municipalities, special districts, charter schools and metropolitan planning organizations is optional.

The Retiree Health Insurance Subsidy (HIS) Program is a cost-sharing, multiple-employer defined benefit pension plan established and administered in accordance with Section 112.363, Florida Statutes. The Florida Legislature establishes and amends the contribution requirements and benefit terms of the HIS Program. The benefit is a monthly payment to assist retirees of the state-administered retirement systems
in paying their health insurance costs. To be eligible to receive a HIS benefit, a retiree under a state administered retirement system must provide proof of eligible health insurance coverage, which can include Medicare.

Benefits Provided

Benefits under FRS Pension Plan are computed on the basis of age and/or years of service, average final compensation, and service credit. Credit for each year of service is expressed as a percentage of the average final compensation. For members initially enrolled before July 1, 2011, the average final compensation is the average of the five highest fiscal years' earnings; for members initially enrolled on or after July 1, 2011, the average final compensation is the average of the eight highest fiscal year's earnings. The total percentage value of the benefit received is determined by calculating the total value of all services, which is based on the retirement plan and/or class to which the member belonged when the service credit was earned.

Eligible retirees and beneficiaries receive a monthly HIS payment equal to the number of years of service credited at retirement multiplied by $7.50. The minimum payment is $45, and the maximum payment is $225 per month, pursuant to Section 112.363, *Florida Statutes,* effective July 1, 2023.

Contributions

The contribution requirements of plan members and the County are established and may be amended by the Florida Legislature. Employees are required to contribute 3% of their salary to the FRS. The County's contribution rates as of September 30, 2025, are as follows:

	FRS	HIS
Regular Employees	12.03%	2.00%
Elected County Officials	52.57%	2.00%
Senior Management	31.24%	2.00%
Special Risk	33.19%	2.00%
Deferred Retirement Option Programs (DROP) Employees	20.02%	2.00%

The County's contributions to FRS and HIS for the year ending September 30, 2025, were $13,260,596 to the FRS and $1,358,491 to the HIS.

NOTE 11 – State of Florida Pension Plans: (continued)

Pension Liabilities and Pension Expense

In its financial statements for the year ended September 30, 2025, the County reported a liability for its proportionate share of the net pension liabilities. The net pension liabilities were measured as of June 30, 2025. The County's proportion of the net pension liabilities were based on the County's share of contributions to the pension plans relative to the contributions of all participating entities, actuarially determined.

	FRS	HIS
Net Pension Liability	$ 72,143,522	$ 19,082,040
Proportion at:		
Current measurement date	0.2325%	0.1489%
Prior measurement date	0.2259%	0.1422%
Increase/(decrease) in proportionate share	0.0066%	0.0067%
Pension expense (benefit)	$ 9,723,217	$ 1,006,473

The General Fund typically has been used in prior years to liquidate net pension liability.

Deferred Outflows/Inflows of Resources Related to Pensions

As of September 30, 2025, the County reported deferred outflows of resources and deferred inflows of resources related to pensions from the following sources:

	FRS		HIS	
	Deferred Outflows of Resources	Deferred Inflows of Resources	Deferred Outflows of Resources	Deferred Inflows of Resources
Differences between expected and actual experience	$ 7,705,688	$ -	$ 113,907	$ 30,270
Changes in assumptions	8,377,737	-	168,897	4,615,457
Net difference between projected and actual earnings on pension plan investments	-	12,045,089	-	15,882
Changes in proportion and differences between employer contributions and proportionate share of contributions	8,132,664	1,994,558	2,390,132	574,745
Employer contributions subsequent to the measurement date	3,582,506	-	325,934	-
TOTALS	$ 27,798,595	$ 14,039,647	$ 2,998,870	$ 5,236,354

The above amounts for deferred outflows of resources for contributions related to pensions resulting from County contributions after the measurement date will be recognized as a reduction of the net pension liability in the year ended September 30, 2025.

NOTE 11 – State of Florida Pension Plans: (continued)

Other pension-related amounts reported as deferred outflows of resources and deferred inflows of resources will be recognized in pension expense as follows:

Year ending September 30,	FRS	HIS
2026	$ 13,786,132	$ (392,450)
2027	447,257	(641,098)
2028	(1,958,685)	(541,682)
2029	(2,098,262)	(605,527)
2030	-	(382,661)
TOTAL	$ 10,176,442	$ (2,563,418)

Actuarial Assumptions

The total pension liability for each of the defined benefit plans was measured as of June 30, 2025. The total pension liability for FRS Pension Plan and the HIS Plan was determined by actuarial valuations dated July 1, 2025. The individual entry age normal actuarial cost method was used for each plan, along with the following significant actuarial assumptions:

	FRS	HIS
Inflation	2.40%	2.40%
Salary increases, including inflation	3.50%	3.50%
Investment rate of return	6.70%	N/A
Discount rate	6.70%	5.20%

Mortality assumptions for both plans were based on the PUB-2010 base table varies by member category and sex, projected generationally with Scale MP-2021.

The actuarial assumptions that determined the total pension liability as of June 30, 2025, were based on the results of an actuarial experience study for the period July 1, 2018, through June 30, 2023.

The following changes in key assumptions occurred in 2025:

FRS and HIS: The payroll assumed growth rate, including inflation, stayed steady at 3.50%.

HIS: The municipal bond index rate and the discount rate used to determine the total pension liability increased from 3.93% to 5.20%.

The long-term expected investment rate of return assumption for the FRS Pension Plan was based on two building block components: 1) a long-term average annual inflation assumption of 2.40% as adopted in October 2025 by the FRS Actuarial Assumption Conference; and 2) an inferred real (in excess of inflation) return of 4.20%. Geometrically combining those building blocks using the formula (1 + .024) x (1 + .042) - 1 generates an expected nominal return of 6.70%. In the opinion of the FRS consulting actuary, both building block components and the overall 6.70% return assumption were determined to be reasonable and appropriate per Actuarial Standards of Practice. The 6.70% reported investment return assumption is the same as the investment return assumption chosen by the 2024 FRS Actuarial Assumption Conference for funding policy purposes. Each asset class assumption is based on a consistent set of underlying assumptions.

NOTE 11 – State of Florida Pension Plans: (continued)

For the FRS Pension Plan, the table below summarizes the consulting actuary's assumptions based on the long-term target asset allocation. Each asset class assumption is based on a consistent set of underlying real return assumptions from the FRS consulting actuary's model combined with the FRS Actuarial Assumption Conference's 2.4% inflation assumption. The FRS consulting actuary's assumptions are not based on historical returns but instead are based on a forward-looking capital market economic model.

Asset Class	Target Allocation	Annual Arithmetic Return	Compound Annual (Geometric) Return
Cash	1.0%	3.2%	3.2%
Fixed income	29.0%	5.5%	5.4%
Global equity	45.0%	8.5%	6.9%
Real estate (property)	12.0%	8.4%	7.1%
Private equity	11.0%	12.4%	8.8%
Strategic investments	2.0%	6.5%	6.1%
	100%		

Discount rate

The discount rate used to measure the total pension liability for the FRS Pension Plan was 6.70%. The FRS' fiduciary net position was projected to be available to make all projected future benefit payments of current active and inactive employees, therefore, the discount rate for calculating the total pension liability is equal to the long-term expected rate of return.

Because the HIS Program is essentially funded on a pay-as-you-go basis and the depletion date is considered to be immediate, a municipal bond rate of 5.20% was used to determine the total pension liability for the program. The Bond Buyer General Obligation 20-Year Municipal Bond Index was used as the applicable municipal bond index.

Sensitivity Analysis

The following tables demonstrate the sensitivity of the net pension liability to the changes in the discount rate. The sensitivity analysis shows the impact to the County's proportionate share of the net pension liability if the discount rate was 1.00% higher or 1.00% lower than the current discount rate.

	FRS			
	1% Decrease (5.70%)	Current Discount Rate (6.70%)	1% Increase (7.70%)	1% Decrease (4.20%)
Employer's proportionate share of the net pension liability	$ 141,580,548	$ 72,143,522	$ 13,928,523	$ 21,518,074

Pension Plans' Fiduciary Net Position

Detailed information about the pension plans' fiduciary net position is available in the Plan's separately issued financial reports.

Defined Contribution Plan

Pursuant to Chapter 121, Florida Statutes, the Florida Legislature created the Florida Retirement Investment Plan ("FRS Investment Plan"), a defined contribution pension plan qualified under Section 401(a) of the Internal Revenue Code. The FRS Investment Plan is an alternative available to members of the Florida Retirement System in lieu of the defined benefit plan. There is a uniform contribution rate covering both the defined benefit and defined contribution plans, depending on the class membership. Required employer contributions made to the plan during the year ended September 30, 2025, totaled $2,878,360.

NOTE 12 - Risk Management:

The County is exposed to various risks of loss related to torts; theft of or damage to and destruction of assets; errors and omissions; and natural disasters for which the County carries commercial insurance. There were no significant reductions in insurance coverage from prior years. For the past three years, there have been no insurance settlements significantly in excess of insurance coverage.

Employee life and health insurance is provided under an externally administered self-insured plan. Employees pay for the cost of health insurance coverage for family members. The County pays all administrative fees and purchases insurance to absorb losses in excess of $225,000. Claims liabilities are reported at current dollar value and are comprised of unpaid claims on hand and a reserve for claims incurred but not reported. This estimate of approximately $952,573 as of September 30, 2025, is based on historical experience, current trends and an actuarial study performed by an actuarial firm.

The self-insurance plan is accounted for in the Group Medical Benefit Internal Service Fund. The self-insurance plan includes employee and employer contributions totaling $2,530,128 by the Constitutional Officers, excluding the Sheriff. Changes in the Fund's claims liability were as follows:

	Liability October 1	Claims incurred	Claims paid	Liability September 30
2024 - 2025	$ 1,308,573	$ 8,092,875	$ 8,448,875	$ 952,573
2023 - 2024	$ 946,719	$ 9,358,853	$ 8,996,999	$ 1,308,573

NOTE 13 - Interfund Balances and Transfers:

These balances represent loans between the borrower and the lender funds, resulting from the time lag between the dates interfund goods and services are provided or reimbursable expenditures occur. Advances are not expected to be collected within one year. On September 30, 2025, interfund balances consisted of:

	Due from other funds	Due to other funds
General Fund	$ 9,415,061	$ 4,614,967
Tourist Development Beach Restoration	1,344,165	2,156,245
General Capital Projects	991,365	325,877
Nonmajor Governmental Funds	749,657	6,666,229
Airport	6,448	28,938
Nonmajor business-type funds	19,303	53,629
Internal services fund	1,319,886	-
	$ 13,845,885	$ 13,845,885

The County makes routine transfers between its funds in the course of the fiscal year. The principal purposes of these transfers are to allocate resources for debt service, construction, or other capital projects, and to provide operating subsidies. These transfers are consistent with the activities of the funds involved. A summary of the transfers as follows:

	Transfer in	Transfer out
General fund	$ -	$ 5,315,375
Tourist Development Beach Restoration	4,485	-
General Capital Projects	437,140	-
Nonmajor governmental funds	5,859,216	3,076,972
Airport	-	28,930
Nonmajor business-type funds	94,960	35,160
Internal services fund	2,060,636	-
Total transfers	$ 8,456,437	$ 8,456,437

NOTE 14 - Commitments and Contingencies:

The County is involved in various other litigation matters arising from the normal operations of a local government. At this stage of each legal proceeding, the County is unable to determine the outcome or estimate the potential liability, if any.

Amounts received or receivable from grantor agencies are subject to audit and adjustment by grantor agencies. Any disallowed claims, including amounts already collected, may constitute a liability of the applicable funds. The amount, if any, of expenditures which may be disallowed by the grantor cannot be determined at this time although the County expects such amount, if any, to be immaterial.

The County has active construction projects as of September 30, 2025. The Nexus Center (Library and Health & Human Services) project begun in the prior fiscal year has been completed and opened for business on December 4, 2025. Two new major projects are underway, including a dedicated Emergency Preparedness Facility and a Visitor Eco Discovery Center. As of September 30, 2025, the County's significant construction commitments are as follows:

	Total Adjusted Contract Amounts	Remaining Commitments
Nexus Center (Library and Health & Human Services)	$ 16,708,003	$ 2,028,382
General Aviation Terminal Facility	11,879,609	9,751,120
Flagler County Fire Administration Station 50	15,253,837	14,509,233
Flagler County Fire Station 51	10,364,235	9,784,545
SMA Men's Substance Abuse Treatment Facility	14,000,000	13,125,728
Visitor Eco Discovery Center	10,362,000	10,332,000
Multipurpose Emergency Preparedness Facility	10,000,000	9,538,726
	$ 88,567,684	$ 69,069,734

NOTE 15 - Other Postemployment Benefits:

In fiscal year 2018, the County implemented Governmental Accounting Standards Board (GASB) Statement No. 75, *Accounting and Financial Reporting for Postemployment Benefits Other Than Pensions*, which replaces the requirements of GASB Statements No. 45, *Accounting and Financial Reporting by Employers for Postemployments Benefits Other Than Pensions*, as amended, and Statement No. 57, *OPEB Measurements by Agent Employers and Agent Multi-Employer Plans*, for OPEB.

As of October 1, 2022, the Flagler County Sheriff's Office separated coverage from the Flagler County Other Post-Retirement Benefit Program to become covered under the Flagler County Sheriff's Office Other Post-Retirement Benefits Program. Prior to the October 1, 2022, measurement, liabilities for the Sheriff's Office were included within amounts calculated for Flagler County. Each chart presented in this Note 15 is the total of the County and Sheriff's actuarial valuation reports.

Plan Description and Benefits Provided

The County offers a self-funded health insurance plan that provides health, prescription drugs, dental, and vision and life insurance coverage to its active employees, eligible retirees and dependents. This is a single employer defined benefit plan administered by the County. Per Section 112.0801, Florida Statutes, requires local governments to offer the same health and hospitalization insurance coverage to retirees and their eligible dependents as is offered to active employees at a premium cost of no more than the premium cost applicable to active employees. Full-time and regular part-time employees who work at least 20 hours per week are eligible to participate in the plan.

NOTE 15 - Other Postemployment Benefits (continued):

Employees who are eligible for Normal or Early retirement under FRS Pension Plan are eligible to participate in the plan. All employees of the FRS Pension Plan actively enrolled on or after July 1, 2001, through June 30, 2011, are vested upon completing six years of creditable service regardless of their membership class. Employees initially enrolled on or after July 1, 2011, are vested upon completing eight years of creditable service, regardless of their membership class.

For regular class, elected officers' class and senior management service class employees initially enrolled before July 1, 2011, vested and age 62 or after 30 years of creditable service regardless of age (may include optional service credit). For employees initially enrolled on or after July 1, 2011, vested and age 65 or after 33 years of creditable service regardless of age (may include optional service credit).

For special risk employees initially enrolled before July 1, 2011, six years of special risk service and age 55; or 25 total years of special risk service and age 52 (may include up to four years of military service); or 25 years of special risk service regardless of age; or 30 years of any creditable service (may include up to four years of military service). For employees initially enrolled on or after July 1, 2011, eight years of special risk services and age 60; or after 30 total years of special risk service and age 57 (may include up to four years of military service); or after 30 years of special risk service regardless of age; or after 33 years of any creditable service (may include optional service credit and service in other membership classes). Employees who become disabled in the line of duty are allowed to continue coverage. Retirees may cover spouses and eligible dependent children. Surviving spouses and eligible dependent children can continue coverage after retiree's death for up to 36 months by paying the COBRA rates. The Board of County Commissioners can amend the benefit provisions.

The County has not established a separate GASB compliant Trust Fund or equivalent arrangement into which the County would make contributions to advance fund the obligation. Benefits are currently paid out on a pay-as-you-go basis. Thus, no assets are accumulated in a trust that meets the criteria in paragraph 4 of GASB Statement No. 75. The OPEB Plan does not issue a stand-alone report and is not included in the report of any other entity.

Employees Covered

On October 1, 2024, the following employees were covered by the benefit terms:

Inactive employees or beneficiaries currently receiving benefit payments	122
Inactive employees entitled to but not yet receiving benefit payments	-
Active employees	853
Total	975

Contributions (benefit payment reductions) to the OPEB Plan are shared by the retiree and the County. OPEB Plan participants must reimburse the County for the County's average blended cost. Contributions requirements of the County are established and may be amended through action by the Board.

NOTE 15 - Other Postemployment Benefits: (continued)

Total OPEB Liability and Changes in Total OPEB Liability

The measurement date for the County's total/net OPEB liability of $7,374,483 was October 1, 2024, one year prior to the County's fiscal reporting date of September 30, 2025. The components of the County's changes in the Total OPEB liability reported as of September 30, 2025, are as follows:

Total OPEB Liability (TOL)	
Service Cost	$ 448,776
Interest	355,390
Benefit Changes	-
Difference Between Actual and Expected Experience	827,916
Assumption Changes	3,336,284
Benefit Payments	(298,272)
Net Change in Total OPEB Liability	$ 4,670,094
Total OPEB Liability (TOL) - beginning	7,374,483
Total OPEB Liability (TOL) - ending	$ 12,044,577

Changes of assumptions and other inputs reflect a change in the discount rate from 4.63% at the beginning of the measurement period to 3.81% as of October 1, 2024.

Actuarial Assumptions and other inputs

The total OPEB liability reported at September 30, 2025, was based on an actuarial measurement dated October 1, 2024, using the following actuarial assumptions:

Inflation	2.40% - not explicitly used in valuation
Discount Rate	3.81%
Projected salary increases	3.25% - 9.30%
Healthcare cost trend rates	Based on the Getzen Model starting at 7.0% gradually decreasing to an ultimate rate of 3.9% in 2050
Retirees' share of benefit-related costs	100% of blended health insurance premium rates except by law 0% for certain conditions for Police Officers and Firefighters death and disability benefits

The discount rate was based on the Bond Buyer *20-Bond Go Index* as of the measurement date October 1, 2024.

The mortality rates are healthy members based on various PUB-2010 base tables, generational mortality using gender-specific MP-2018 mortality improvements projection scale. Disabled Employees based on various PUB-2010 Disabled mortality tables, generational mortality using gender-specific MP-2021 mortality improvement scales.

The experience study for the mortality, retirement, disability, salary scales and withdrawal actuarial assumptions used in this actuarial valuation are based on results of experience studies conducted by the Florida Retirement System (FRS) as of 2024.

NOTE 15 - Other Postemployment Benefits: (continued)

Sensitivity of Total OPEB liability to changes in discount rate

The following table presents the total OPEB liability of the County, as well as what the County's total OPEB liability would be if it were calculated using a discount rate that is 1% lower or 1% higher than the current discount rate:

	1% Decrease	Current Discount Rate	1% Increase
Discount Rate	2.81%	3.81%	4.81%
Total OPEB Liability	$ 13,481,723	$ 12,044,577	$ 10,813,651

Sensitivity of Total OPEB liability to changes in healthcare trend rate

The following table presents the total OPEB liability of the County, as well as what the County's total OPEB liability would be if it were calculated using a healthcare trend rate that is 1% lower or 1% higher than the current rate:

	1% Decrease	Current Trend Rates	1% Increase
Discount Rate	6.0% to 2.9%	7.0% to 3.9%	8.0% to 4.9%
Total OPEB Liability	$ 10,545,504	$ 12,044,577	$ 13,875,673

OPEB Expense, Deferred Outflows of Resources and Deferred Inflows of Resources related to OPEB

For the year ended September 30, 2025, the County recognized OPEB expense of $1,278,634. At September 30, 2025, the County had deferred outflows of resources and deferred inflows of resources related to OPEB from the following sources:

	Deferred Outflows of Resources	Deferred Inflows of Resources
Differences between actual and expected experience	$ 1,877,267	$ 483,024
Changes of assumptions and other inputs	3,901,576	1,623,412
Total	$ 5,778,843	$ 2,106,436

Amounts reported as deferred outflows of resources and deferred inflows of resources related to OPEB will be recognized in OPEB expense as follows:

Year Ending September 30	Amount
2026	$ 450,472
2027	450,472
2028	450,466
2029	458,159
2030	444,161
Thereafter	1,418,677
Total	$ 3,672,407

NOTE 16 – Accounting Changes:

Change from Nonmajor to Major Fund

Tourist Development Tax – Beach Restoration Fund is now being reported as a major governmental fund in the financial reports for the year ending September 30, 2025.

.

	Reporting Units Affected by Restatements of Beginning Balances	
	Funds	
	Tourist Development Tax- Beach Restoration	Total Nonmajor Funds
9/30/2024, as previously reported	$ -	$ 67,342,525
Change from nonmajor to major fund	2,102,911	(2,102,911)
9/30/2024, as restated	$ 2,102,911	$ 65,239,614

NOTE 17 – Subsequent Event Disclosure:

What follows are transactions or other events occurring after September 30, 2025, but before the issuance of these financial statements on May 22, 2026.

Non-recognized Events

October 2025: Acquired the Marlow property with Environmentally Sensitive Lands funds, consisting of 5.15 acres west of the Hammock Dunes Bridge to be used for the City of Palm Coast to expand its Linear Park northward. This property was transferred to the City of Palm Coast on February 23, 2026.

November 2025: “The County broke ground on three new projects, as the county continues to invest in public safety and community needs. The coming facilities are the Fairgrounds Expo Hall, a multipurpose community-recreation facility and emergency shelter built to rigorous hurricane standards, the new Fire Station 50 and Fire Administration Building, and with SMA Healthcare, the Flagler County Central Receiving Facility, Flagler’s first residential treatment facility for men in treatment for addiction and mental health issues.” Heidi Petito, County Administrator

December 2025: Flagler County’s Nexus Center opened as the new home of an expansive Public Library branch in Bunnell, of the Health & Human Services offices, and a welcoming community space. The County broke ground on a new Fire Rescue Station #51 on County Road 305.

February 2026: On February 4, 2026, the County made an early payoff of the Limited Ad Valorem Tax Refunding Bond, Series 2016, with a maturity date of July 1, 2029. The total payoff amount was $4,418,853.07, of which $4,410,000 represented principal and $8,853.07 was interest. The issuance of this debt on April 26, 2016 was to advance refund a portion of Limited General Obligation Bonds, Series 2009 and Limited General Obligation Bonds, 2010, which resulted in a reduction of total debt service payments over 20 years of approximately $1,736,664 and an economic gain of approximately $1,064,591.

April 2026: Acquired the Peterson Tract, consisting of ten parcels and 3,819+/- acres, utilizing State-Appropriated Florida Wildlife Corridor Funds to cover the purchase price of $6,052,339 and Environmentally Sensitive Lands Program funds to cover incidental costs such as title and survey work. This acquisition will be maintained by the County as conservation land.

REQUIRED SUPPLEMENTARY INFORMATION

FLAGLER COUNTY, FLORIDA
STATEMENT OF REVENUES, EXPENDITURES AND CHANGES IN FUND BALANCES - BUDGET AND ACTUAL
GENERAL FUND
FOR THE FISCAL YEAR ENDED SEPTEMBER 30, 2025

	BUDGETED AMOUNTS			
	ORIGINAL	FINAL	ACTUAL	VARIANCE WITH FINAL BUDGET
REVENUES				
Taxes	$ 123,434,535	$ 123,434,535	$ 125,523,856	$ 2,089,321
Licenses and permits	307,565	307,565	322,375	14,810
Intergovernmental	10,212,218	17,808,926	16,304,243	(1,504,683)
Charges for services	25,314,453	20,666,593	23,538,921	2,872,328
Fines and forfeitures	85,000	85,000	137,375	52,375
Lease revenues	39,077	39,077	339,193	300,116
Investment income	1,216,242	1,228,102	3,615,777	2,387,675
Miscellaneous	966,656	2,154,510	1,890,070	(264,440)
Total revenues	161,575,746	165,724,308	171,671,810	5,947,502
EXPENDITURES				
Current				
County commission	921,474	890,199	842,559	47,640
County administration	33,413,584	29,035,258	25,551,272	8,790,507
County attorney	1,111,180	1,291,328	1,270,946	20,382
County engineering	1,378,491	1,246,291	1,163,041	83,250
Recreation, Fleet and Facilities	14,857,488	15,948,452	10,531,791	5,416,661
Emergency services	79,108,753	87,276,279	82,290,719	4,985,560
Transportation	2,920,137	2,894,789	2,752,575	142,214
Agriculture agent	435,070	385,935	358,852	27,083
Community services	5,305,384	5,408,402	4,597,499	810,903
Public library	1,932,537	1,916,243	1,815,362	100,881
Veteran services	209,419	177,949	173,897	4,052
Medical examiner	753,783	881,431	838,889	42,542
Pre-trial services	61,224	61,224	59,293	1,931
Judiciary	1,468,909	1,271,570	1,258,938	88,687
Pooled expenditures	-	4,698,401	4,489,751	208,650
Federal and State grants	6,714,340	7,633,371	6,433,967	1,199,404
Capital Projects	-	8,817,740	8,775,423	42,317
Debt service				
Principal	2,375,000	2,217,484	3,282,849	(1,065,365)
Interest and fiscal charges	472,560	461,959	470,776	(8,817)
Total expenditures	156,500,316	172,514,305	156,958,399	20,938,482
Excess (deficiency) of revenues over expenditures	5,075,430	(6,789,997)	14,713,411	26,885,984
OTHER FINANCING SOURCES (USES)				
Transfers in	3,457,248	(20,371)	-	20,371
Transfers out	(7,300,973)	(5,280,055)	(5,315,375)	(35,320)
Long term debt issued	900,000	900,000	900,000	-
Subscription liabilities issued	-	-	3,241,441	3,241,441
Lease liabilities issued	-	-	707,078	707,078
Proceeds from sale of capital assets	50,000	23,434	235,485	212,051
Total other financing sources (uses)	(2,893,725)	(4,376,992)	(231,371)	4,145,621
Net change in fund balances	2,181,705	(11,166,989)	14,482,040	31,031,605
Fund balances, beginning of year	(5,583,642)	11,166,989	59,038,321	47,871,332
Fund balances, end of year	$ -	$ -	$ 73,520,361	$ 73,520,361

FLAGLER COUNTY, FLORIDA
SCHEDULE OF REVENUES, EXPENDITURES AND CHANGES IN FUND BALANCES - BUDGET AND ACTUAL
TOURIST DEVELOPMENT TAX - BEACH RESTORATION
FOR THE FISCAL YEAR ENDED SEPTEMBER 30, 2025

	BUDGETED AMOUNTS			
	ORIGINAL	FINAL	ACTUAL	VARIANCE WITH FINAL BUDGET
REVENUES				
Taxes	$ 880,000	$ 880,000	$ 886,975	$ 6,975
Intergovernmental	-	47,014,848	6,064,180	(40,950,668)
Investment income	40,000	40,000	150,886	110,886
Miscellaneous	-	3,200,000	2,449,818	(750,182)
Total revenues	920,000	51,134,848	9,551,859	(41,582,989)
EXPENDITURES				
Current				
Physical environment	2,301,309	52,947,557	11,337,779	41,609,778
Capital outlay	-	19,710	-	19,710
Debt service				
Interest	-	-	9,514	(9,514)
Total expenditures	2,301,309	52,967,267	11,347,293	41,619,974
Excess (deficiency) of revenues over expenditures	(1,381,309)	(1,832,419)	(1,795,434)	36,985
OTHER FINANCING SOURCES (USES)				
Transfers in	5,000	5,000	4,485	(515)
Net change in fund balances	(1,376,309)	(1,827,419)	(1,790,949)	36,470
Fund balances, beginning of year	1,376,309	1,827,419	2,102,911	275,492
Fund balances, end of year	$ -	$ -	$ 311,962	$ 311,962

FLAGLER COUNTY, FLORIDA
SCHEDULES OF PROPORTIONATE SHARE OF NET PENSION LIABILITY - FRS/HIS
LAST 10 FISCAL YEARS*

Florida Retirement System	2025	2024	2023	2022	2021	2020	2019	2018	2017	2016
Employer's proportion of net pension liability (asset)	0.2325%	0.2259%	0.2228%	0.1907%	0.1839%	0.1995%	0.1921%	0.1837%	0.1820%	0.1785%
Employer's proportionate share of the net pension liability (asset)	$ 72,143,522	$ 87,390,529	$ 88,777,449	$ 70,945,939	$ 13,889,920	$ 86,460,403	$ 66,153,815	$ 55,332,060	$ 54,182,208	$ 45,074,952
Employer's covered payroll **	67,011,542	60,420,559	58,469,328	47,126,780	43,622,670	42,243,236	39,927,174	37,425,195	35,947,885	33,394,967
Employer's proportionate share of the net pension liability (asset) as a percentage of its covered payroll	107.66%	114.64%	151.84%	150.54%	31.84%	204.67%	165.69%	147.85%	150.72%	134.98%
Plan fiduciary net position as a percentage of the total pension liability	87.26%	83.70%	82.38%	82.89%	96.40%	78.85%	82.61%	84.26%	83.89%	84.88%

Health Insurance Subsidy Program	2025	2024	2023	2022	2021	2020	2019	2018	2017	2016
Employer's proportion of net pension liability (asset)	0.1489%	0.1422%	0.1462%	0.1292%	0.1231%	0.1214%	0.1191%	0.1146%	0.1120%	0.1080%
Employer's proportionate share of the net pension liability (asset)	$ 19,082,040	$ 21,327,405	$ 23,219,463	$ 13,684,656	$ 15,105,614	$ 14,825,651	$ 13,331,213	$ 12,127,258	$ 12,036,096	$ 12,583,713
Employer's covered payroll **	67,011,542	60,420,559	58,469,328	47,126,780	43,622,670	42,243,236	39,927,174	37,425,195	35,947,885	33,394,967
Employer's proportionate share of the net pension liability (asset) as a percentage of its covered payroll	28.48%	35.30%	39.71%	29.04%	34.63%	35.10%	33.39%	32.40%	33.48%	37.68%
Plan fiduciary net position as a percentage of the total pension liability	6.36%	4.80%	4.12%	4.81%	3.56%	3.00%	2.63%	2.15%	1.64%	0.97%

Notes to schedules:
* The amounts presented for each fiscal year were determined as of the measurement date, which was June 30th of the current fiscal year.
** Covered payroll includes defined benefit plan actives, investment plan members, and members in DROP.

FLAGLER COUNTY, FLORIDA
SCHEDULES OF EMPLOYER CONTRIBUTIONS - FRS/HIS
LAST 10 FISCAL YEARS*

Florida Retirement System	2025	2024	2023	2022	2021	2020	2019	2018	2017	2016
Contractually required contribution	$ 13,260,596	$ 12,666,637	$ 11,425,057	$ 8,617,650	$ 7,334,555	$ 6,651,402	$ 6,168,813	$ 5,382,818	$ 4,846,090	$ 3,314,059
Contributions in relation to the contractually required contribution	13,260,596	12,666,637	11,425,057	8,617,650	7,334,555	6,651,402	6,168,813	5,382,818	4,846,090	3,314,059
Contribution deficiency (excess)	-	-	-	-	-	-	-	-	-	-
Employer's covered payroll **	$ 68,457,149	$ 60,810,916	$ 59,325,646	$ 49,086,848	$ 44,708,986	$ 42,154,240	$ 40,824,932	$ 37,727,266	$ 36,477,402	$ 34,970,520
Contributions as a percentage of covered payroll	19.37%	20.83%	19.26%	17.56%	16.41%	15.78%	15.11%	14.27%	13.29%	9.48%

Health Insurance Subsidy Program	2025	2024	2023	2022	2021	2020	2019	2018	2017	2016
Contractually required contribution	$ 1,358,491	$ 1,209,323	$ 1,026,725	$ 813,407	$ 743,184	$ 697,356	$ 676,410	$ 626,132	$ 605,102	$ 573,674
Contributions in relation to the contractually required contribution	1,358,491	1,209,323	1,026,725	813,407	743,184	697,356	676,410	626,132	605,102	573,674
Contribution deficiency (excess)	$ -	$ -	$ -	$ -	$ -	$ -	$ -	$ -	$ -	$ -
Employer's covered payroll **	$ 68,457,149	$ 60,810,916	$ 59,325,646	$ 49,086,848	$ 44,708,986	$ 42,154,240	$ 40,824,932	$ 37,727,266	$ 36,477,402	$ 34,970,520
Contributions as a percentage of covered payroll	1.98%	1.99%	1.73%	1.66%	1.66%	1.65%	1.66%	1.66%	1.66%	1.64%
Measurement Date										

Notes to schedules:
* The amounts presented for each fiscal year were determined as of the measurement date, which wasSeptember 30th of the current fiscal year.
** Covered payroll includes defined benefit plan activities, investment plan members, and members in DROP.

FLAGLER COUNTY, FLORIDA
SCHEDULE OF CHANGES IN THE COUNTY'S
TOTAL LIABILITY AND RELATED RATIOS
LAST 10 FISCAL YEARS*

	FY 2025	FY 2024	FY 2023	FY 2022	FY 2021	FY 2020	FY 2019	FY 2018
Total OPEB Liability (TOL)								
Service Cost	$ 448,776	$ 373,416	$ 584,705	$ 551,524	$ 341,095	$ 277,909	$ 225,058	$ 227,817
Interest	355,390	297,338	202,994	209,703	168,042	196,893	174,123	153,298
Benefit Changes	-	607,890	(751,924)	-	-	-	-	-
Difference Between Actual and Expected Experience	827,916	-	(657,609)	-	1,749,700	-	471,201	116,826
Assumption Changes	3,336,284	(151,168)	(1,350,018)	204,179	308,112	667,787	(543,516)	(179,015)
Benefit Payments	(298,272)	(271,667)	(385,711)	(332,728)	(228,870)	(198,246)	(229,283)	(342,671)
Net Change in Total OPEB Liability	$ 4,670,094	$ 855,809	$ (2,357,563)	$ 632,678	$ 2,338,079	$ 944,343	$ 97,583	$ (23,745)
Total OPEB Liability (TOL) - beginning	7,374,483	6,518,674	8,876,237	8,243,559	5,905,480	4,961,136	4,863,553	4,887,298
Total OPEB Liability (TOL) - ending	$ 12,044,577	$ 7,374,483	$ 6,518,674	$ 8,876,237	$ 8,243,559	$ 5,905,479	$ 4,961,136	$ 4,863,553
Estimated Covered-employee Payroll	$ 53,625,259	$ 50,028,301	$ 48,023,180	$ 37,839,757	$ 36,386,598	$ 34,479,303	$ 32,999,963	$ 31,594,094
Liability as a percentage of Covered-employee Payroll	22.46%	14.74%	13.57%	23.46%	22.66%	17.13%	15.03%	15.39%

Notes to Schedule

- No assets are being accumulated in a trust to pay for OPEB benefits. Therefore, the County only reports a total OPEB liability

- There were no change of benefit terms

- Changes of assumptions and other inputs reflect the effects of changes in the discount rate each period. The following are the discount rates used in each period:

Measurement Date	Discount Rate
October 1, 2016	3.10%
October 1, 2017	3.50%
October 1, 2018	3.83%
October 1, 2019	2.74%
October 1, 2020	2.43%
October 1, 2021	2.19%
October 1, 2022	4.40%
October 1, 2023	4.63%
October 1, 2024	3.81%

*GASB Statement No. 75 was implemented in 2018. Until a full 10-year trend is compiled, information for those years for which it is available will be presented.

SPECIAL REVENUE FUNDS:

Special Revenue Funds are used to account for and report the proceeds of specific revenue sources that are restricted or committed to expenditures for a specific purpose other than debt service or capital projects.

County Transportation Trust

This fund was established to account for, and report proceeds of local and state gas taxes. Expenditures in this fund are restricted for road and right of way maintenance within the County.

Legal Aid

This fund was established to account for, and report proceeds for 25% of the $65.00 criminal violation fines pursuant to Section 939.185, Florida Statutes. Expenditures in this fund are restricted to fund legal aid programs.

Law Enforcement Trust

This fund was established to account for, and report proceeds received from the sale of confiscated property. Expenditures in this fund are restricted for law enforcement.

Law Library

This fund was established to account for, and report proceeds for 25% of the $65.00 criminal violation fines pursuant to Section 939.185, Florida Statutes. Expenditures in this fund are restricted to fund personnel and legal material for the public as part of a law library.

Court Facilities

This fund was established to account for, and report proceeds from a surcharge on noncriminal traffic infractions or criminal violations pursuant to Section 318.17, Florida Statutes. Expenditures in this fund are restricted to fund State court facilities.

Tourist Development Tax – Capital Projects

This fund was established to account for, and report proceeds for 20% of the 5% local option tourist development tax on transient lodging within the County. Expenditures in this fund are restricted to capital projects that help promote the County as a strong visitor destination.

Tourist Development Tax – Promotion and Advertising

This fund was established to account for, and report proceeds for 60% of the 5% local option tourist development tax on transient lodging within the County. Expenditures in this fund are restricted to promotional and advertising activities that help promote the County as a strong visitor destination.

Opioid Settlement

This fund was established to account for, and report proceeds received from the Florida Opioid Settlement and Statewide Response Agreement.

SPECIAL REVENUE FUNDS: (continued)

Environmentally Sensitive Lands

This fund was established to account for, and report proceeds from the Limited General Obligation Bonds, Series 2005. Expenditures in this fund are restricted to acquiring environmentally sensitive lands within the County.

Environmentally Sensitive Lands – 2008 Referendum

This fund was established to account for, and report proceeds from the .25 mills voter approved ad valorem levy. Expenditures in this fund are restricted to acquiring environmentally sensitive lands, recreation areas and water recharge areas within the County.

Utility Regulatory Authority

This fund was established to account for, and report proceeds from the fee imposed by ordinance to be used by the County to regulate local water and wastewater utilities as per Chapter 367, Florida Statutes. The fee was temporarily reduced to 0% in 2002, a rate that remains in effect until amended by the Board.

Transportation Impact Fees – West

This fund was established to account for, and report proceeds from impact fees for transportation infrastructure improvements and equipment directly attributable to growth west of the Florida East Coast Railroad right of way.

Transportation Impact Fees – East

This fund was established to account for, and report proceeds from impact fees for transportation infrastructure improvements and equipment directly attributable to growth east of the Florida East Coast Railroad right of way.

New Transportation Impact Fees – East

This fund was established to account for, and report proceeds from impact fees for transportation infrastructure improvements and equipment directly attributable to growth east of the Florida East Coast Railroad right of way.

Transportation Impact Fees – District 1

This fund was established to account for, and report proceeds from impact fees for transportation infrastructure improvements and equipment directly attributable to growth of District 1.

Transportation Impact Fees – District 2

This fund was established to account for, and report proceeds from impact fees for transportation infrastructure improvements and equipment directly attributable to growth of District 2.

SPECIAL REVENUE FUNDS: (continued)

Park Impact Fees

This fund was established to account for, and report proceeds from impact fees for park land acquisition improvements and equipment directly attributed to growth. These fees are collected and expended within four delineated zones within the County. There are four zones/districts accounted for within this fund.

New Park Impact Fees

This fund was established to account for, and report proceeds from impact fees to fund growth-necessitated capital improvements to the county park system. These fees are collected and expended within four delineated districts within the County. There are four districts accounted for within this fund.

Law Enforcement Impact Fees

This fund was established to account for, and report proceeds from impact fees to fund growth-necessitated capital improvements to the law enforcement system.

Fire Rescue Impact Fees

This fund was established to account for, and report proceeds from impact fees to fund growth-necessitated capital improvements to the fire rescue system.

Emergency Services Impact Fees

This fund was established to account for, and report proceeds from impact fees to fund growth-necessitated capital improvements to the emergency medical services system.

Library Impact Fees

This fund was established to account for, and report proceeds from impact fees to fund growth-necessitated capital improvements to the library system.

Economic Development

This fund was established to account for, and report proceeds from the repayment of CDBG funding. The balance remaining is being expended to fund the County's Economic Development Incentive Program.

Daytona North Service District

This fund was established to account for, and report proceeds from a special assessment on benefited property for the maintenance of streets, recreational facilities, and services within the boundaries of the Daytona North Service District.

State Housing Initiative

This fund was established to account for, and report proceeds received from the distribution of State funds to local housing programs.

SPECIAL REVENUE FUNDS: (continued)

Community Redevelopment Block Grant (CDBG) Neighborhood Stabilization

This fund was established to account for, and report proceeds received from grant funding under the Neighborhood Stabilization Program 3 (NSP3). Funds are expended for the acquisition and rehabilitation of eligible foreclosed properties to rent to qualified households.

Bimini Gardens Municipal Service

This fund was established to account for, and report proceeds from a special assessment on benefited property for the acquisition, construction, and improvements of roads and related drainage within the Bimini Gardens Service District.

Espanola Mosquito Control

This fund was established to account for, and report proceeds from State grant revenues and a special assessment on benefited property for purpose of funding mosquito control services in the Espanola area.

Rima Ridge Mosquito Control

This fund was established to account for, and report proceeds from State grant revenues and a special assessment on benefited property for purpose of funding mosquito control services in the Rima Ridge area.

Building Department

This fund was established to account for, and report fees collected on building permits issued within the unincorporated area of Flagler County. The fees are used to fund the operations of the Building Department.

Domestic Violence

This fund was established to account for, and report proceeds received from the surcharge levied pursuant to the provisions of Section 938.08, Florida Statutes, to be used to defray costs of incarceration of persons sentenced under Section 741.283, Florida Statutes, and provide additional domestic violence training to law enforcement.

Alcohol and Other Drug Trust

This fund was established to account for, and report proceeds received from the fees imposed pursuant to the provisions of Section 893.165, Florida Statutes, to be used to fund local substance abuse programs.

Court Technology

This fund was established to account for, and report proceeds received from the recording fee collected pursuant to the provisions of Section 28.24(12)(e)1, Florida Statutes, to be used to fund court related technology.

SPECIAL REVENUE FUNDS: (continued)

Juvenile Diversion

This fund was established to account for and report the portion of proceeds received from the fee collected pursuant to the provisions of Section 939.185, Florida Statutes, to be used to fund juvenile programs.

Crime Prevention

This fund was established to account for, and report proceeds received from the fee collected pursuant to the provisions of Section 775.083(2), Florida Statutes, to be used to fund crime prevention programs.

Court Innovations

This fund was established to account for and report the portion of proceeds received from the fees imposed pursuant to the provisions of Section 939.185, Florida Statutes, to be used to fund innovations to supplement state funding within the state court system.

Teen Court

This fund was established to account for and report the proceeds received from the fees imposed pursuant to the provisions of Section 939.19, Florida Statutes, to be used to fund the operation and administration of a teen court program.

E911

This fund was established to account for and report the 911 fees imposed and collected from local telephone customers and wireless customers. Expenditures are restricted to the establishment and maintenance of 911 emergency services within the County.

North Malacompra District

This fund was established to account for, and report proceeds from a special assessment for drainage improvements and maintenance from the developments in the District to the Intracoastal Waterway.

Grant Special Revenue

This fund was established to account for, and report proceeds from Federal, State and other agency grants.

Court Operations

The Court Operations Fund of the Clerk is used primarily to account for all financial resources that are generated from court operations of the Clerk's Office. Said resources are to be used specifically as noted in FS 28.35(3)(a) and FS 28.37(2).

Clerk Court Technology

The Court Technology Fund of the Clerk is used to account for certain revenues as noted in FS 28.24 that are to be used exclusively for court-related functions in accordance with FS 29.008.

SPECIAL REVENUE FUNDS: (continued)

Records Modernization

This fund was established to account for certain revenue that is to be held in trust by the Clerk and used exclusively for equipment and maintenance of equipment, personnel training, and technical assistance in modernizing the public records system of the Clerk's Office in accordance with Section 28.24 (12)(d), Florida Statutes.

Law Enforcement Education

This fund was established to account for its share of revenues pursuant to Section 938.15, Florida Statutes, and expenditures related to law enforcement education.

Federal Equitable Sharing

This fund is used to account for, and report resources received under the U.S. Department of Justice's Equitable Sharing program.

Inmate Welfare

This fund was established to account for, and report revenues and expenditures related to the commissary operations of the detention facility.

Constitutional Gas Tax

This fund was established to account for 80 percent of the State two-cent gas tax used for the construction of roads and bridges.

Washington Oaks Parks Dune Restoration

This fund was established to account for, and report revenues and expenditures related to the Washington Oaks Parks Dune Restoration.

IT Replacement

This fund was established to account for, and report revenues and expenditures related to IT Replacement.

Hammock Dunes CDD

This fund was established to account for, and report revenues and expenditures related to the Hammock Dunes CDD Stormwater Assessment District.

Dune Restoration – ST RD A1A

This fund was established to account for, and report revenues and expenditures related to the construction of a 10-foot dune and beach profile extension along 2.6 miles of shoreline adjacent to State Road A1A in Flagler Beach, Florida.

DEBT SERVICE FUNDS:

Debt service funds are used to account for, and report financial resources restricted, committed, or assigned to the expenditures for the payment of principal and interest related to general long-term debt.

ESL 2008 Referendum

This fund was established to account for, and report ad valorem taxes collected for the repayment of principal and interest associated with the Limited General Obligation Bonds, Series 2009, and Limited General Obligation Bonds, Series 2010, which were issued in August 2009 and October 2010, respectively.

Grant Anticipation Note, Series 2020

This fund was established to account for and report the debt service reserve requirement for Grant Anticipation Note, Series 2020. This loan is to finance the interim costs of certain county local matches towards Army Corp of Engineers Beach Renourishment project. This local match in the amount of $6,000,000 is expected to be reimbursed by the Florida Department of Transportation (FDOT).

Capital Construction GO Issue

This fund was established to account for, and report ad valorem taxes collected for the repayment of principal and interest associated with the General Obligation Bonds, Series 2005, which were issued in September 2005.

Bond-Taxable Special Assessment Revenue Note, Series 2018

This fund was established to account for, and report special assessments collected from real property of Painter's Hill Seawall Special Assessment District. This collection is for the repayment of the proceeds of a Taxable Special Assessment Revenue Note, Series 2018A, issued in March. These proceeds were used for the construction of a vinyl seawall to protect adjacent homes along the shoreline of this assessment area.

Bond-Capital Improvement Revenue Note, Series 2020

This fund was established to account for and report Non-Ad Valorem pledged revenues collected for the repayment of principal and interest for Capital Improvement Revenue Note, Series 2020, which were issued in December 2020. These proceeds were used for the design and construction of a new approximately 50,000 square foot Sheriff Operations District 3 facility in the county.

Capital Improvements & Refunding, Series 2015

This fund was established to account for, and report pledged revenues collected for the repayment of principal and interest associated with the Capital Improvements & Refunding Revenue Bonds, Series 2015, issued in February 2015.

Bond-Capital Improvement Refunding Revenue Note, Series 2024

This fund was established to account for, and report pledged revenues collected for the repayment of principal and interest associated with Capital Improvement Non-Ad Valorem Refunding Revenue Bonds, Series 2024, issued in January 2025.

CAPITAL PROJECTS FUNDS:

Capital project funds are used to account for and report financial resources that are restricted, committed, or assigned to expenditures for capital outlay, including the acquisition or construction of capital facilities and other capital assets.

Beach Front Parks

This fund was established to account for and report the revenues and expenditures of a contribution received from a developer to be used for capital improvements to the Malacompra Beachfront Park Area.

Park Maintenance Trust

This fund was established to account for and report a $600,000 developer contribution to be held in an interest-bearing trust fund for the maintenance of the Malacompra Beachfront Park Area. The maintenance is to be provided from the interest generated in the Trust Fund. In the event these monies are insufficient in any given year to cover the maintenance costs, up to 10% of the principal may be used to cover these costs.

Capital Projects

This fund was established to account for, and report proceeds from the County's ½ Cent Discretionary Sales Tax to be used for the construction, reconstruction, or improvement of public facilities, including but not limited to public safety facilities, roads, bridges and stormwater projects, beach restoration, recreational improvements, and public infrastructure.

Marineland Acres District

This fund was established to account for, and report proceeds from a special assessment for drainage improvements and maintenance from individual parcels in this district and carry it to the backbone outfall.

Capital ESL 2008 Referendum

This fund was established to account for, and report proceeds received from the Limited General Obligation Bonds, Series 2009 and Series 2010, to be used to fund the acquisition of environmentally sensitive lands within the County.

Beach Renourishment

This fund was established to account for, and report proceeds from Grant Anticipation Note, Series 2020, and funding from Army Corp of Engineers for the purpose of 50-year beach restoration project. The loan is to cover the local county match for this project.

FLAGLER COUNTY, FLORIDA
COMBINING BALANCE SHEET
NONMAJOR GOVERNMENTAL FUNDS
SEPTEMBER 30, 2025

	Special Revenue Funds			
	COUNTY TRANSPORTATION TRUST	LEGAL AID	LAW ENFORCEMENT TRUST	LAW LIBRARY
ASSETS				
Cash and cash equivalents	$ 179,448	$ 12,855	$ 203,183	$ 7,590
Investments	4,970,507	-	-	-
Cash with fiscal agent	-	-	-	-
Accounts receivable (net of allowance for uncollectibles)	37,582	-	-	-
Due from other funds	5,101	1,988	2,540	2,009
Due from other governments	307,274	-	-	-
Prepaid expenditures	-	-	-	-
Other assets	-	-	-	-
Total assets	$ 5,499,912	$ 14,843	$ 205,723	$ 9,599
LIABILITIES				
Accounts payable and accrued liabilities	$ 140,013	$ 11,263	$ -	$ 789
Capital related accounts payable	11,342	-	-	-
Due to other funds	81,650	3,580	134,418	8,810
Due to other governmental agencies	-	-	-	-
Deposits	49,574	-	-	-
Unearned grant revenues	-	-	-	-
Total liabilities	282,579	14,843	134,418	9,599
DEFERRED INFLOWS OF RESOURCES				
Unavailable resources related to other long-term receivables	-	-	-	-
FUND BALANCES (DEFICITS)				
Nonspendable				
Prepaid expenditures	-	-	-	-
Restricted				
Bond covenants or debt service	-	-	-	-
Capital projects and acquisitions	-	-	-	-
Court related	-	-	-	-
Drainage maintenance	-	-	-	-
Environmentally sensitive lands acquisitions	-	-	-	-
Federal and state law	5,217,333	-	71,305	-
Grant programs and projects	-	-	-	-
Impact fees	-	-	-	-
Law enforcement education	-	-	-	-
Mosquito control	-	-	-	-
Parks maintenance	-	-	-	-
Records modernization	-	-	-	-
Road maintenance and repair	-	-	-	-
Utility Regulations	-	-	-	-
Committed				
Inmate benefits	-	-	-	-
Assigned				
IT replacement	-	-	-	-
Unassigned	-	-	-	-
Total fund balances (deficits)	5,217,333	-	71,305	-
Total liabilities, deferred inflow of resources and fund balances	$ 5,499,912	$ 14,843	$ 205,723	$ 9,599

FLAGLER COUNTY, FLORIDA
COMBINING BALANCE SHEET
NONMAJOR GOVERNMENTAL FUNDS
SEPTEMBER 30, 2025

	Special Revenue Funds (Continued)			
	COURT FACILITIES	TOURIST DEVELOPMENT TAX - CAPITAL PROJECTS	TOURIST DEVELOPMENT TAX - PROMOTION AND ADVERTISING	OPIOID SETTLEMENT
ASSETS				
Cash and cash equivalents	$ 65,255	$ 25,506	$ 53,214	$ 19,193
Investments	307,819	6,605,609	6,108,152	417,933
Cash with fiscal agent	-	-	-	-
Accounts receivable (net of allowance for uncollectibles)	916	19,649	25,039	1,243
Due from other funds	22,026	61,888	185,697	-
Due from other governments	-	-	-	10,810
Prepaid expenditures	975	-	-	-
Other assets	-	-	-	-
Total assets	$ 396,991	$ 6,712,652	$ 6,372,102	$ 449,179
LIABILITIES				
Accounts payable and accrued liabilities	$ -	$ -	$ 98,862	$ -
Capital related accounts payable	-	30,000	-	-
Due to other funds	-	1,731	28,436	-
Due to other governmental agencies	-	-	-	-
Deposits	-	-	-	-
Unearned grant revenues	-	-	-	-
Total liabilities	-	31,731	127,298	-
DEFERRED INFLOWS OF RESOURCES				
Unavailable resources related to other long-term receivables	-	-	-	-
FUND BALANCES (DEFICITS)				
Nonspendable				
Prepaid expenditures	975	-	-	-
Restricted				
Bond covenants or debt service	-	-	-	-
Capital projects and acquisitions	-	6,680,921	-	-
Court related	-	-	-	-
Drainage maintenance	-	-	-	-
Environmentally sensitive lands acquisitions	-	-	-	-
Federal and state law	396,016	-	6,244,804	449,179
Grant programs and projects	-	-	-	-
Impact fees	-	-	-	-
Law enforcement education	-	-	-	-
Mosquito control	-	-	-	-
Parks maintenance	-	-	-	-
Records modernization	-	-	-	-
Road maintenance and repair	-	-	-	-
Utility Regulations	-	-	-	-
Committed				
Inmate benefits	-	-	-	-
Assigned				
IT replacement	-	-	-	-
Unassigned	-	-	-	-
Total fund balances (deficits)	396,991	6,680,921	6,244,804	449,179
Total liabilities, deferred inflow of resources and fund balances	$ 396,991	$ 6,712,652	$ 6,372,102	$ 449,179

FLAGLER COUNTY, FLORIDA
COMBINING BALANCE SHEET
NONMAJOR GOVERNMENTAL FUNDS
SEPTEMBER 30, 2025

	Special Revenue Funds (Continued)			
	ENVIRONMENTALLY SENSITIVE LANDS	ENVIRONMENTALLY SENSITIVE LANDS 2008 REFERENDUM	UTILITY REGULATORY AUTHORITY	TRANSPORTATION IMPACT FEES - WEST
ASSETS				
Cash and cash equivalents	$ 5,714	$ 445,437	$ 22,236	$ 3,088
Investments	79,819	9,597,490	-	109,495
Cash with fiscal agent	-	-	-	-
Accounts receivable (net of allowance for uncollectibles)	237	28,548	-	326
Due from other funds	-	1,287	-	-
Due from other governments	-	-	-	-
Prepaid expenditures	-	-	-	-
Other assets	-	10,000	-	-
Total assets	$ 85,770	$ 10,082,762	$ 22,236	$ 112,909
LIABILITIES				
Accounts payable and accrued liabilities	$ -	$ 41,600	$ -	$ -
Capital related accounts payable	-	5,800	-	-
Due to other funds	-	-	-	-
Due to other governmental agencies	-	-	-	-
Deposits	-	-	-	-
Unearned grant revenues	-	-	-	-
Total liabilities	-	47,400	-	-
DEFERRED INFLOWS OF RESOURCES				
Unavailable resources related to other long-term receivables	-	-	-	-
FUND BALANCES (DEFICITS)				
Nonspendable				
Prepaid expenditures	-	-	-	-
Restricted				
Bond covenants or debt service	-	-	-	-
Capital projects and acquisitions	-	-	-	-
Court related	-	-	-	-
Drainage maintenance	-	-	-	-
Environmentally sensitive lands acquisitions	85,770	10,035,362	-	-
Federal and state law	-	-	-	-
Grant programs and projects	-	-	-	-
Impact fees	-	-	-	112,909
Law enforcement education	-	-	-	-
Mosquito control	-	-	-	-
Parks maintenance	-	-	-	-
Records modernization	-	-	-	-
Road maintenance and repair	-	-	-	-
Utility Regulations	-	-	22,236	-
Committed				
Inmate benefits	-	-	-	-
Assigned				
IT replacement	-	-	-	-
Unassigned	-	-	-	-
Total fund balances (deficits)	85,770	10,035,362	22,236	112,909
Total liabilities, deferred inflow of resources and fund balances	$ 85,770	$ 10,082,762	$ 22,236	$ 112,909

FLAGLER COUNTY, FLORIDA
COMBINING BALANCE SHEET
NONMAJOR GOVERNMENTAL FUNDS
SEPTEMBER 30, 2025

	Special Revenue Funds (Continued)			
	TRANSPORTATION IMPACT FEES - EAST	NEW TRANSPORTATION IMPACT FEES - EAST	TRANSPORTATION IMPACT FEES - DISTRICT 1	TRANSPORTATION IMPACT FEES - DISTRICT 2
ASSETS				
Cash and cash equivalents	$ 7,537	$ 10,304	$ 52,191	$ 71,900
Investments	655,109	456,374	1,202,087	575,053
Cash with fiscal agent	-	-	-	-
Accounts receivable (net of allowance for uncollectibles)	1,949	1,357	14,766	1,711
Due from other funds	163,563	-	-	-
Due from other governments	1,483,096	-	-	-
Prepaid expenditures	-	-	-	-
Other assets	-	-	-	-
Total assets	$ 2,311,254	$ 468,035	$ 1,269,044	$ 648,664
LIABILITIES				
Accounts payable and accrued liabilities	$ 28,829	$ 3,976	$ -	$ -
Capital related accounts payable	497,192	8,609	-	-
Due to other funds	531,000	163,563	-	-
Due to other governmental agencies	42,552	-	386,358	-
Deposits	-	-	-	-
Unearned grant revenues	-	-	-	-
Total liabilities	1,099,573	176,148	386,358	-
DEFERRED INFLOWS OF RESOURCES				
Unavailable resources related to other long-term receivables	-	-	-	-
FUND BALANCES (DEFICITS)				
Nonspendable				
Prepaid expenditures	-	-	-	-
Restricted				
Bond covenants or debt service	-	-	-	-
Capital projects and acquisitions	-	-	-	-
Court related	-	-	-	-
Drainage maintenance	-	-	-	-
Environmentally sensitive lands acquisitions	-	-	-	-
Federal and state law	-	-	-	-
Grant programs and projects	-	-	-	-
Impact fees	1,211,681	291,887	882,686	648,664
Law enforcement education	-	-	-	-
Mosquito control	-	-	-	-
Parks maintenance	-	-	-	-
Records modernization	-	-	-	-
Road maintenance and repair	-	-	-	-
Utility Regulations	-	-	-	-
Committed				
Inmate benefits	-	-	-	-
Assigned				
IT replacement	-	-	-	-
Unassigned	-	-	-	-
Total fund balances (deficits)	1,211,681	291,887	882,686	648,664
Total liabilities, deferred inflow of resources and fund balances	$ 2,311,254	$ 468,035	$ 1,269,044	$ 648,664

FLAGLER COUNTY, FLORIDA
COMBINING BALANCE SHEET
NONMAJOR GOVERNMENTAL FUNDS
SEPTEMBER 30, 2025

	Special Revenue Funds (Continued)			
	PARK IMPACT FEES	NEW PARK IMPACT FEES	LAW ENFORCEMENT IMPACT FEES	FIRE RESCUE IMPACT FEES
ASSETS				
Cash and cash equivalents	$ 12,576	$ 107,333	$ 46,668	$ 48,966
Investments	729,788	313,077	1,393,365	1,104,931
Cash with fiscal agent	-	-	-	-
Accounts receivable (net of allowance for uncollectibles)	2,171	3,640	5,625	8,298
Due from other funds	-	-	-	-
Due from other governments	-	4,700	168,340	24,995
Prepaid expenditures	-	-	-	-
Other assets	-	-	-	-
Total assets	$ 744,535	$ 428,750	$ 1,613,998	$ 1,187,190
LIABILITIES				
Accounts payable and accrued liabilities	$ -	$ -	$ -	$ -
Capital related accounts payable	441	41,784	-	-
Due to other funds	-	-	-	-
Due to other governmental agencies	-	-	-	-
Deposits	-	-	-	-
Unearned grant revenues	-	-	-	-
Total liabilities	441	41,784	-	-
DEFERRED INFLOWS OF RESOURCES				
Unavailable resources related to other long-term receivables	-	-	-	-
FUND BALANCES (DEFICITS)				
Nonspendable				
Prepaid expenditures	-	-	-	-
Restricted				
Bond covenants or debt service	-	-	-	-
Capital projects and acquisitions	-	-	-	-
Court related	-	-	-	-
Drainage maintenance	-	-	-	-
Environmentally sensitive lands acquisitions	-	-	-	-
Federal and state law	-	-	-	-
Grant programs and projects	-	-	-	-
Impact fees	744,094	386,966	1,613,998	1,187,190
Law enforcement education	-	-	-	-
Mosquito control	-	-	-	-
Parks maintenance	-	-	-	-
Records modernization	-	-	-	-
Road maintenance and repair	-	-	-	-
Utility Regulations	-	-	-	-
Committed				
Inmate benefits	-	-	-	-
Assigned				
IT replacement	-	-	-	-
Unassigned	-	-	-	-
Total fund balances (deficits)	744,094	386,966	1,613,998	1,187,190
Total liabilities, deferred inflow of resources and fund balances	$ 744,535	$ 428,750	$ 1,613,998	$ 1,187,190

FLAGLER COUNTY, FLORIDA
COMBINING BALANCE SHEET
NONMAJOR GOVERNMENTAL FUNDS
SEPTEMBER 30, 2025

	Special Revenue Funds (Continued)			
	EMERGENCY SERVICES IMPACT FEES	LIBRARY IMPACT FEES	ECONOMIC DEVELOPMENT	DAYTONA NORTH SERVICE DISTRICT
ASSETS				
Cash and cash equivalents	$ 39,316	$ 49,313	$ 144,213	$ 13,261
Investments	381,911	446,888	-	64,817
Cash with fiscal agent	-	-	-	-
Accounts receivable (net of allowance for uncollectibles)	1,557	3,149	-	193
Due from other funds	-	161,310	-	(5)
Due from other governments	50,384	210,840	-	-
Prepaid expenditures	-	-	-	-
Other assets	-	-	-	-
Total assets	$ 473,168	$ 871,500	$ 144,213	$ 78,266
LIABILITIES				
Accounts payable and accrued liabilities	$ -	$ -	$ -	$ 1,086
Capital related accounts payable	-	61,521	-	-
Due to other funds	-	200,163	-	-
Due to other governmental agencies	-	-	-	2,924
Deposits	-	-	-	-
Unearned grant revenues	-	-	-	-
Total liabilities	-	261,684	-	4,010
DEFERRED INFLOWS OF RESOURCES				
Unavailable resources related to other long-term receivables	-	-	-	-
FUND BALANCES (DEFICITS)				
Nonspendable				
Prepaid expenditures	-	-	-	-
Restricted				
Bond covenants or debt service	-	-	-	-
Capital projects and acquisitions	-	-	-	-
Court related	-	-	-	-
Drainage maintenance	-	-	-	-
Environmentally sensitive lands acquisitions	-	-	-	-
Federal and state law	-	-	-	-
Grant programs and projects	-	-	144,213	-
Impact fees	473,168	609,816	-	-
Law enforcement education	-	-	-	-
Mosquito control	-	-	-	-
Parks maintenance	-	-	-	-
Records modernization	-	-	-	-
Road maintenance and repair	-	-	-	74,256
Utility Regulations	-	-	-	-
Committed				
Inmate benefits	-	-	-	-
Assigned				
IT replacement	-	-	-	-
Unassigned	-	-	-	-
Total fund balances (deficits)	473,168	609,816	144,213	74,256
Total liabilities, deferred inflow of resources and fund balances	$ 473,168	$ 871,500	$ 144,213	$ 78,266

FLAGLER COUNTY, FLORIDA
COMBINING BALANCE SHEET
NONMAJOR GOVERNMENTAL FUNDS
SEPTEMBER 30, 2025

	Special Revenue Funds (Continued)			
	STATE HOUSING INITIATIVE	CDBG NEIGHBORHOOD STABILIZATION	BIMINI GARDENS MUNICIPAL SERVICE	ESPANOLA MOSQUITO CONTROL
ASSETS				
Cash and cash equivalents	$ 2,453,774	$ 50,518	$ 37,950	$ 23,522
Investments	-	-	-	-
Cash with fiscal agent	-	-	-	-
Accounts receivable (net of allowance for uncollectibles)	-	-	-	-
Due from other funds	36,648	-	-	6
Due from other governments	-	-	-	-
Prepaid expenditures	-	-	-	-
Other assets	-	-	-	-
Total assets	$ 2,490,422	$ 50,518	$ 37,950	$ 23,528
LIABILITIES				
Accounts payable and accrued liabilities	$ 4,090	$ -	$ -	$ -
Capital related accounts payable	-	-	-	-
Due to other funds	84,489	-	-	262
Due to other governmental agencies	-	-	-	310
Deposits	-	-	-	-
Unearned grant revenues	-	20,968	-	-
Total liabilities	88,579	20,968	-	572
DEFERRED INFLOWS OF RESOURCES				
Unavailable resources related to other long-term receivables	-	-	-	-
FUND BALANCES (DEFICITS)				
Nonspendable				
Prepaid expenditures	-	-	-	-
Restricted				
Bond covenants or debt service	-	-	-	-
Capital projects and acquisitions	-	-	-	-
Court related	-	-	-	-
Drainage maintenance	-	-	-	-
Environmentally sensitive lands acquisitions	-	-	-	-
Federal and state law	-	-	-	-
Grant programs and projects	2,401,843	29,550	-	-
Impact fees	-	-	-	-
Law enforcement education	-	-	-	-
Mosquito control	-	-	-	22,956
Parks maintenance	-	-	-	-
Records modernization	-	-	-	-
Road maintenance and repair	-	-	37,950	-
Utility Regulations	-	-	-	-
Committed				
Inmate benefits	-	-	-	-
Assigned				
IT replacement	-	-	-	-
Unassigned	-	-	-	-
Total fund balances (deficits)	2,401,843	29,550	37,950	22,956
Total liabilities, deferred inflow of resources and fund balances	$ 2,490,422	$ 50,518	$ 37,950	$ 23,528

FLAGLER COUNTY, FLORIDA
COMBINING BALANCE SHEET
NONMAJOR GOVERNMENTAL FUNDS
SEPTEMBER 30, 2025

	Special Revenue Funds (Continued)				
	RIMA RIDGE MOSQUITO CONTROL	BUILDING DEPARTMENT	DOMESTIC VIOLENCE	ALCOHOL AND OTHER DRUG TRUST	COURT TECHNOLOGY
ASSETS					
Cash and cash equivalents	$ 35,438	$ 107,863	$ 29,473	$ 19,967	$ 8,951
Investments	25,795	1,838,767	54,168	43,219	721,870
Cash with fiscal agent	-	-	-	-	-
Accounts receivable (net of allowance for uncollectibles)	77	34,426	161	129	2,147
Due from other funds	8	10,036	832	1,124	23,921
Due from other governments	-	371	-	-	-
Prepaid expenditures	-	43	-	-	2,719
Other assets	-	-	-	-	-
Total assets	$ 61,318	$ 1,991,506	$ 84,634	$ 64,439	$ 759,608
LIABILITIES					
Accounts payable and accrued liabilities	$ -	$ 43,268	$ -	$ 8,750	$ 42,331
Capital related accounts payable	-	-	-	-	266,258
Due to other funds	292	52,930	-	-	-
Due to other governmental agencies	462	7,611	-	-	22
Deposits	-	20,181	-	-	-
Unearned grant revenues	7,937	-	-	-	-
Total liabilities	8,691	123,990	-	8,750	308,611
DEFERRED INFLOWS OF RESOURCES					
Unavailable resources related to other long-term receivables	-	-	-	-	-
FUND BALANCES (DEFICITS)					
Nonspendable					
Prepaid expenditures	-	43	-	-	2,719
Restricted					
Bond covenants or debt service	-	-	-	-	-
Capital projects and acquisitions	-	-	-	-	-
Court related	-	-	-	-	-
Drainage maintenance	-	-	-	-	-
Environmentally sensitive lands acquisitions	-	-	-	-	-
Federal and state law	-	1,867,473	84,634	55,689	448,278
Grant programs and projects	-	-	-	-	-
Impact fees	-	-	-	-	-
Law enforcement education	-	-	-	-	-
Mosquito control	52,627	-	-	-	-
Parks maintenance	-	-	-	-	-
Records modernization	-	-	-	-	-
Road maintenance and repair	-	-	-	-	-
Utility Regulations	-	-	-	-	-
Committed					
Inmate benefits	-	-	-	-	-
Assigned					
IT replacement	-	-	-	-	-
Unassigned	-	-	-	-	-
Total fund balances (deficits)	52,627	1,867,516	84,634	55,689	450,997
Total liabilities, deferred inflow of resources and fund balances	$ 61,318	$ 1,991,506	$ 84,634	$ 64,439	$ 759,608

FLAGLER COUNTY, FLORIDA
COMBINING BALANCE SHEET
NONMAJOR GOVERNMENTAL FUNDS
SEPTEMBER 30, 2025

	Special Revenue Funds (Continued)				
	JUVENILE DIVERSION	CRIME PREVENTION	COURT INNOVATIONS	TEEN COURT	E911
ASSETS					
Cash and cash equivalents	$ 19,909	$ 17,762	$ 15,300	$ 4,172	$ 35,519
Investments	-	113,553	89,436	16,292	1,217,220
Cash with fiscal agent	-	-	-	-	-
Accounts receivable (net of allowance for uncollectibles)	-	338	266	48	3,621
Due from other funds	2,024	2,977	36,328	2,365	14
Due from other governments	-	-	-	-	174,052
Prepaid expenditures	-	-	-	-	-
Other assets	-	-	-	-	-
Total assets	$ 21,933	$ 134,630	$ 141,330	$ 22,877	$ 1,430,426
LIABILITIES					
Accounts payable and accrued liabilities	$ -	$ -	$ 22,946	$ 1,999	$ 69,052
Capital related accounts payable	-	-	-	-	-
Due to other funds	21,933	-	18	4	19,153
Due to other governmental agencies	-	-	-	-	45
Deposits	-	-	-	-	-
Unearned grant revenues	-	-	-	-	-
Total liabilities	21,933	-	22,964	2,003	88,250
DEFERRED INFLOWS OF RESOURCES					
Unavailable resources related to other long-term receivables	-	-	-	-	-
FUND BALANCES (DEFICITS)					
Nonspendable					
Prepaid expenditures	-	-	-	-	-
Restricted					
Bond covenants or debt service	-	-	-	-	-
Capital projects and acquisitions	-	-	-	-	-
Court related	-	-	-	-	-
Drainage maintenance	-	-	-	-	-
Environmentally sensitive lands acquisitions	-	-	-	-	-
Federal and state law	-	134,630	118,366	20,874	1,286,992
Grant programs and projects	-	-	-	-	-
Impact fees	-	-	-	-	-
Law enforcement education	-	-	-	-	-
Mosquito control	-	-	-	-	-
Parks maintenance	-	-	-	-	-
Records modernization	-	-	-	-	-
Road maintenance and repair	-	-	-	-	-
Utility Regulations	-	-	-	-	-
Committed					
Inmate benefits	-	-	-	-	-
Assigned					
IT replacement	-	-	-	-	-
Unassigned	-	-	-	-	-
Total fund balances (deficits)	-	134,630	118,366	20,874	1,286,992
Total liabilities, deferred inflow of resources and fund balances	$ 21,933	$ 134,630	$ 141,330	$ 22,877	$ 1,430,426

FLAGLER COUNTY, FLORIDA
COMBINING BALANCE SHEET
NONMAJOR GOVERNMENTAL FUNDS
SEPTEMBER 30, 2025

	Special Revenue Funds (Continued)			
	NORTH MALACOMPRA DISTRICT	GRANT SPECIAL REVENUE	COURT OPERATIONS FUND	CLERK COURT TECHNOLOGY FUND
ASSETS				
Cash and cash equivalents	$ 10,785	$ 75,142	$ 871,000	$ 265,525
Investments	329,631	251,187	-	-
Cash with fiscal agent	-	-	-	-
Accounts receivable (net of allowance for uncollectibles)	980	747	102	-
Due from other funds	140	-	1,649	-
Due from other governments	-	666,453	24,586	1,824
Prepaid expenditures	-	4,884	1,562	-
Other assets	-	-	-	-
Total assets	$ 341,536	$ 998,413	$ 898,899	$ 267,349
LIABILITIES				
Accounts payable and accrued liabilities	$ -	$ 66,667	$ 45,654	$ 26,480
Capital related accounts payable	-	-	-	-
Due to other funds	2,420	545,262	-	-
Due to other governmental agencies	-	92,217	851,684	-
Deposits	-	-	-	-
Unearned grant revenues	-	23,358	-	-
Total liabilities	2,420	727,504	897,338	26,480
DEFERRED INFLOWS OF RESOURCES				
Unavailable resources related to other long-term receivables	-	-	-	-
FUND BALANCES (DEFICITS)				
Nonspendable				
Prepaid expenditures	-	4,884	1,562	-
Restricted				
Bond covenants or debt service	-	-	-	-
Capital projects and acquisitions	-	-	-	-
Court related	-	-	-	240,869
Drainage maintenance	339,116	-	-	-
Environmentally sensitive lands acquisitions	-	-	-	-
Federal and state law	-	-	-	-
Grant programs and projects	-	266,025	-	-
Impact fees	-	-	-	-
Law enforcement education	-	-	-	-
Mosquito control	-	-	-	-
Parks maintenance	-	-	-	-
Records modernization	-	-	-	-
Road maintenance and repair	-	-	-	-
Utility Regulations	-	-	-	-
Committed				
Inmate benefits	-	-	-	-
Assigned				
IT replacement	-	-	-	-
Unassigned	-	-	(1)	-
Total fund balances (deficits)	339,116	270,909	1,561	240,869
Total liabilities, deferred inflow of resources and fund balances	$ 341,536	$ 998,413	$ 898,899	$ 267,349

FLAGLER COUNTY, FLORIDA
COMBINING BALANCE SHEET
NONMAJOR GOVERNMENTAL FUNDS
SEPTEMBER 30, 2025

	Special Revenue Funds (Continued)				
	RECORDS MODERNIZATION TRUST FUND	LAW ENFORCEMENT EDUCATION FUND	FEDERAL EQUITABLE SHARING FUND	INMATE WELFARE FUND	CONSTITUTIONAL GAS TAX
ASSETS					
Cash and cash equivalents	$ 489,072	$ 22,034	$ 6,939	$ 165,105	$ 64,206
Investments	-	-	-	-	271,881
Cash with fiscal agent	-	-	-	-	-
Accounts receivable (net of allowance for uncollectibles)	-	-	-	3,120	809
Due from other funds	-	-	-	19,138	-
Due from other governments	652	3,000	-	-	5,129,698
Prepaid expenditures	-	-	-	-	-
Other assets	-	-	-	-	-
Total assets	$ 489,724	$ 25,034	$ 6,939	$ 187,363	$ 5,466,594
LIABILITIES					
Accounts payable and accrued liabilities	$ 7,856	$ -	$ -	$ 12,141	$ 8,091
Capital related accounts payable	-	-	-	-	222,769
Due to other funds	-	-	-	2,725	2,000,000
Due to other governmental agencies	-	-	-	-	-
Deposits	-	-	-	-	-
Unearned grant revenues	-	-	-	-	145,531
Total liabilities	7,856	-	-	14,866	2,376,391
DEFERRED INFLOWS OF RESOURCES					
Unavailable resources related to other long-term receivables	-	-	-	-	-
FUND BALANCES (DEFICITS)					
Nonspendable					
Prepaid expenditures	-	-	-	-	-
Restricted					
Bond covenants or debt service	-	-	-	-	-
Capital projects and acquisitions	-	-	-	-	-
Court related	-	-	-	-	-
Drainage maintenance	-	-	-	-	-
Environmentally sensitive lands acquisitions	-	-	-	-	-
Federal and state law	-	-	6,939	-	3,090,203
Grant programs and projects	-	-	-	-	-
Impact fees	-	-	-	-	-
Law enforcement education	-	25,034	-	-	-
Mosquito control	-	-	-	-	-
Parks maintenance	-	-	-	-	-
Records modernization	481,868	-	-	-	-
Road maintenance and repair	-	-	-	-	-
Utility Regulations	-	-	-	-	-
Committed					
Inmate benefits	-	-	-	172,497	-
Assigned					
IT replacement	-	-	-	-	-
Unassigned	-	-	-	-	-
Total fund balances (deficits)	481,868	25,034	6,939	172,497	3,090,203
Total liabilities, deferred inflow of resources and fund balances	$ 489,724	$ 25,034	$ 6,939	$ 187,363	$ 5,466,594

FLAGLER COUNTY, FLORIDA
COMBINING BALANCE SHEET
NONMAJOR GOVERNMENTAL FUNDS
SEPTEMBER 30, 2025

	Special Revenue Funds (Concluded)				
	WASHINGTON OAKS PARKS DUNE RESTORATION	IT REPLACEMENT	HAMMOCK DUNES CDD	DUNE RESTORATION-ST RD A1A	TOTAL NONMAJOR SPECIAL REVENUE FUNDS
ASSETS					
Cash and cash equivalents	$ 5	$ 8,290	$ 114	$ 222,415	$ 6,707,047
Investments	-	442,264	-	1,507,365	42,442,872
Cash with fiscal agent	-	-	-	-	-
Accounts receivable (net of allowance for uncollectibles)	-	1,316	-	4,484	210,727
Due from other funds	-	-	11	-	744,625
Due from other governments	1,978	-	-	-	8,263,053
Prepaid expenditures	-	-	-	-	10,183
Other assets	-	-	-	-	10,000
Total assets	$ 1,983	$ 451,870	$ 125	$ 1,734,264	$ 58,388,507
LIABILITIES					
Accounts payable and accrued liabilities	$ -	$ -	$ -	$ -	685,743
Capital related accounts payable	-	-	-	-	1,145,716
Due to other funds	2,099	-	228	1,282,277	5,167,443
Due to other governmental agencies	-	-	-	440,138	1,824,323
Deposits	-	-	-	-	69,755
Unearned grant revenues	-	-	-	-	197,794
Total liabilities	2,099	-	228	1,722,415	9,090,774
DEFERRED INFLOWS OF RESOURCES					
Unavailable resources related to other long-term receivables	-	-	-	-	55,184
FUND BALANCES (DEFICITS)					
Nonspendable					
Prepaid expenditures	-	-	-	-	10,183
Restricted					
Bond covenants or debt service	-	-	-	-	-
Capital projects and acquisitions	-	-	-	-	6,680,921
Court related	-	-	-	-	240,869
Drainage maintenance	-	-	-	-	339,116
Environmentally sensitive lands acquisitions	-	-	-	-	10,121,132
Federal and state law	-	-	-	11,849	19,504,564
Grant programs and projects	-	-	-	-	2,841,631
Impact fees	-	-	-	-	8,163,059
Law enforcement education	-	-	-	-	25,034
Mosquito control	-	-	-	-	75,583
Parks maintenance	-	-	-	-	-
Records modernization	-	-	-	-	481,868
Road maintenance and repair	-	-	-	-	112,206
Utility Regulations	-	-	-	-	22,236
Committed					
Inmate benefits	-	-	-	-	172,497
Assigned					
IT replacement	-	451,870	-	-	451,870
Unassigned	(116)	-	(103)	-	(220)
Total fund balances (deficits)	(116)	451,870	(103)	11,849	49,242,549
Total liabilities, deferred inflow of resources and fund balances	$ 1,983	$ 451,870	$ 125	$ 1,734,264	$ 58,333,323

FLAGLER COUNTY, FLORIDA
COMBINING BALANCE SHEET
NONMAJOR GOVERNMENTAL FUNDS
SEPTEMBER 30, 2025

	Debt Service Funds			
	ESL 2008 REFERENDUM	GRANT ANTICIPATION NOTE, SERIES 2020	CAPITAL CONSTRUCTION GO ISSUE	BOND TAXABLE SPECIAL ASSESSMENT REVENUE NOTE, SERIES 2018
ASSETS				
Cash and cash equivalents	$ 36,822	$ 3,421	$ 159,161	$ 14,664
Investments	3,389,489	406,052	2,083,965	11,188
Cash with fiscal agent	-	-	-	-
Accounts receivable (net of allowance for uncollectibles)	10,082	1,208	6,199	33
Due from other funds	2,360	-	2,105	66
Due from other governments	-	-	-	-
Prepaid expenditures	-	-	-	-
Other assets	-	-	-	-
Total assets	$ 3,438,753	$ 410,681	$ 2,251,430	$ 25,951
LIABILITIES				
Accounts payable and accrued liabilities	$ -	$ -	$ -	$ -
Capital related accounts payable	-	-	-	-
Due to other funds	-	-	-	26
Due to other governmental agencies	-	-	-	-
Deposits	-	-	-	-
Unearned grant revenues	-	-	-	-
Total liabilities	-	-	-	26
DEFERRED INFLOWS OF RESOURCES				
Unavailable resources related to other long-term receivables	-	-	-	-
FUND BALANCES (DEFICITS)				
Nonspendable				
Prepaid expenditures	-	-	-	-
Restricted				
Bond covenants or debt service	3,438,753	410,681	2,251,430	25,925
Capital projects and acquisitions	-	-	-	-
Court related	-	-	-	-
Drainage maintenance	-	-	-	-
Environmentally sensitive lands acquisitions	-	-	-	-
Federal and state law	-	-	-	-
Grant programs and projects	-	-	-	-
Impact fees	-	-	-	-
Law enforcement education	-	-	-	-
Mosquito control	-	-	-	-
Parks maintenance	-	-	-	-
Records modernization	-	-	-	-
Road maintenance and repair	-	-	-	-
Utility Regulations	-	-	-	-
Committed				
Inmate benefits	-	-	-	-
Assigned				
IT replacement	-	-	-	-
Unassigned	-	-	-	-
Total fund balances (deficits)	3,438,753	410,681	2,251,430	25,925
Total liabilities, deferred inflow of resources and fund balances	$ 3,438,753	$ 410,681	$ 2,251,430	$ 25,951

FLAGLER COUNTY, FLORIDA
COMBINING BALANCE SHEET
NONMAJOR GOVERNMENTAL FUNDS
SEPTEMBER 30, 2025

	Debt Service Funds (Concluded)			
	BOND - CAPITAL IMPROVEMENT REVENUE NOTE, SERIES 2020	CAPITAL IMPROVEMENTS & REFUNDING, SERIES 2015	BOND - CAPITAL IMPROVEMENT REFUNDING REVENUE NOTE, SERIES 2024	TOTAL NONMAJOR DEBT SERVICE FUNDS
ASSETS				
Cash and cash equivalents	$ 1,494,567	$ -	$ 459,845	$ 2,168,480
Investments	266,259	-	2,568,285	8,725,238
Cash with fiscal agent	-	-	-	-
Accounts receivable (net of allowance for uncollectibles)	792	-	7,639	25,953
Due from other funds	-	-	-	4,531
Due from other governments	-	-	288,592	288,592
Prepaid expenditures	-	-	-	-
Other assets	-	-	-	-
Total assets	$ 1,761,618	$ -	$ 3,324,361	$ 11,212,794
LIABILITIES				
Accounts payable and accrued liabilities	$ -	$ -	$ -	$ -
Capital related accounts payable	-	-	-	-
Due to other funds	1,496,877	-	-	1,496,903
Due to other governmental agencies	-	-	-	-
Deposits	-	-	-	-
Unearned grant revenues	-	-	-	-
Total liabilities	1,496,877	-	-	1,496,903
DEFERRED INFLOWS OF RESOURCES				
Unavailable resources related to other long-term receivables	-	-	-	-
FUND BALANCES (DEFICITS)				
Nonspendable				
Prepaid expenditures	-	-	-	-
Restricted				
Bond covenants or debt service	264,741	-	3,324,361	9,715,891
Capital projects and acquisitions	-	-	-	-
Court related	-	-	-	-
Drainage maintenance	-	-	-	-
Environmentally sensitive lands acquisitions	-	-	-	-
Federal and state law	-	-	-	-
Grant programs and projects	-	-	-	-
Impact fees	-	-	-	-
Law enforcement education	-	-	-	-
Mosquito control	-	-	-	-
Parks maintenance	-	-	-	-
Records modernization	-	-	-	-
Road maintenance and repair	-	-	-	-
Utility Regulations	-	-	-	-
Committed				
Inmate benefits	-	-	-	-
Assigned				
IT replacement	-	-	-	-
Unassigned	-	-	-	-
Total fund balances (deficits)	264,741	-	3,324,361	9,715,891
Total liabilities, deferred inflow of resources and fund balances	$ 1,761,618	$ -	$ 3,324,361	$ 11,212,794

FLAGLER COUNTY, FLORIDA
COMBINING BALANCE SHEET
NONMAJOR GOVERNMENTAL FUNDS
SEPTEMBER 30, 2025

	Capital Projects Funds (Continued)				
	BEACH FRONT PARKS	PARK MAINTENANCE TRUST	CAPITAL PROJECTS	MARINELAND ACRES DISTRICT	CAPITAL ESL 2008 REFERENDUM
ASSETS					
Cash and cash equivalents	$ 4,337	$ 18,173	$ 542,960	$ 204,851	$ 8,250
Investments	470,773	864,740	8,870,767	-	1,129,322
Cash with fiscal agent	-	-	-	-	21,947
Accounts receivable (net of allowance for uncollectibles)	1,400	2,572	26,386	-	3,359
Due from other funds	-	-	-	422	79
Due from other governments	-	-	262,156	-	-
Prepaid expenditures	-	-	-	-	-
Other assets	-	-	-	-	-
Total assets	$ 476,510	$ 885,485	$ 9,702,269	$ 205,273	$ 1,162,957
LIABILITIES					
Accounts payable and accrued liabilities	$ -	$ -	$ 160,487	$ -	$ -
Capital related accounts payable	-	-	33,740	-	-
Due to other funds	-	-	-	1,883	-
Due to other governmental agencies	-	-	1,335	-	-
Deposits	-	-	-	-	-
Unearned grant revenues	-	-	-	-	274,699
Total liabilities	-	-	195,562	1,883	274,699
DEFERRED INFLOWS OF RESOURCES					
Unavailable resources related to other long-term receivables	-	-	-	-	-
FUND BALANCES (DEFICITS)					
Nonspendable					
Prepaid expenditures	-	-	-	-	-
Restricted					
Bond covenants or debt service	-	-	-	-	-
Capital projects and acquisitions	476,510	-	9,506,707	203,390	-
Court related	-	-	-	-	-
Drainage maintenance	-	-	-	-	-
Environmentally sensitive lands acquisitions	-	-	-	-	888,258
Federal and state law	-	-	-	-	-
Grant programs and projects	-	-	-	-	-
Impact fees	-	-	-	-	-
Law enforcement education	-	-	-	-	-
Mosquito control	-	-	-	-	-
Parks maintenance	-	885,485	-	-	-
Records modernization	-	-	-	-	-
Road maintenance and repair	-	-	-	-	-
Utility Regulations	-	-	-	-	-
Committed					
Inmate benefits	-	-	-	-	-
Assigned					
IT replacement	-	-	-	-	-
Unassigned	-	-	-	-	-
Total fund balances (deficits)	476,510	885,485	9,506,707	203,390	888,258
Total liabilities, deferred inflow of resources and fund balances	$ 476,510	$ 885,485	$ 9,702,269	$ 205,273	$ 1,162,957

FLAGLER COUNTY, FLORIDA
COMBINING BALANCE SHEET
NONMAJOR GOVERNMENTAL FUNDS
SEPTEMBER 30, 2025

	Capital Projects Funds (Concluded)		
	BEACH RENOURISHMENT	TOTAL NONMAJOR CAPITAL PROJECTS FUNDS	TOTAL NONMAJOR GOVERNMENTAL FUNDS
ASSETS			
Cash and cash equivalents	$ 6,701	$ 785,272	$ 9,660,799
Investments	45,156	11,380,758	62,548,868
Cash with fiscal agent	-	21,947	21,947
Accounts receivable (net of allowance for uncollectibles)	134	33,851	270,531
Due from other funds	-	501	749,657
Due from other governments	-	262,156	8,813,801
Prepaid expenditures	-	-	10,183
Other assets	-	-	10,000
Total assets	$ 51,991	$ 12,484,485	$ 82,085,786
LIABILITIES			
Accounts payable and accrued liabilities	$ -	$ 160,487	$ 846,230
Capital related accounts payable	-	33,740	1,179,456
Due to other funds	-	1,883	6,666,229
Due to other governmental agencies	-	1,335	1,825,658
Deposits	-	-	69,755
Unearned grant revenues	-	274,699	472,493
Total liabilities	-	472,144	11,059,821
DEFERRED INFLOWS OF RESOURCES			
Unavailable resources related to other long-term receivables	-	-	55,184
FUND BALANCES (DEFICITS)			
Nonspendable			
Prepaid expenditures	-	-	10,183
Restricted			
Bond covenants or debt service	-	-	9,715,891
Capital projects and acquisitions	-	10,186,607	16,867,528
Court related	-	-	240,869
Drainage maintenance	-	-	339,116
Environmentally sensitive lands acquisitions	-	888,258	11,009,390
Federal and state law	-	-	19,504,564
Grant programs and projects	51,991	51,991	2,893,622
Impact fees	-	-	8,163,059
Law enforcement education	-	-	25,034
Mosquito control	-	-	75,583
Parks maintenance	-	885,485	885,485
Records modernization	-	-	481,868
Road maintenance and repair	-	-	112,206
Utility Regulations	-	-	22,236
Committed			
Inmate benefits	-	-	172,497
Assigned			
IT replacement	-	-	451,870
Unassigned	-	-	(220)
Total fund balances (deficits)	51,991	12,012,341	70,970,781
Total liabilities, deferred inflow of resources and fund balances	$ 51,991	$ 12,484,485	$ 82,085,786

FLAGLER COUNTY, FLORIDA
COMBINING STATEMENT OF REVENUES, EXPENDITURES AND CHANGES IN FUND BALANCES
NONMAJOR GOVERNMENTAL FUNDS
FOR THE FISCAL YEAR ENDED SEPTEMBER 30, 2025

	Special Revenue Funds			
	COUNTY TRANSPORTATION TRUST	LEGAL AID	LAW ENFORCEMENT TRUST	LAW LIBRARY
REVENUES				
Taxes	$ 1,158,694	$ -	$ -	$ -
Special assessments	-	-	-	-
Licenses and permits	-	-	-	-
Intergovernmental	2,007,684	-	-	-
Charges for services	-	-	-	-
Fines and forfeitures	-	21,889	160,616	21,887
Investment income	226,775	-	2,991	-
Miscellaneous	8,077	-	-	-
Total revenues	3,401,230	21,889	163,607	21,887
EXPENDITURES				
Current				
General government	-	-	-	-
Public safety	-	-	198,058	-
Physical environment	-	-	-	-
Transportation	3,300,195	-	-	-
Economic environment	-	-	-	-
Human services	-	-	-	-
Cultural recreation	-	-	-	13,077
Court related	-	45,053	-	-
Capital outlay	648,321	-	-	-
Debt service				
Principal retirement	226,064	-	-	-
Interest	16,074	-	-	-
Administrative charges	-	-	-	-
Total expenditures	4,190,654	45,053	198,058	13,077
Excess (deficiency) of revenues over expenditures	(789,424)	(23,164)	(34,451)	8,810
OTHER FINANCING SOURCES (USES)				
Transfers in	250,000	26,744	-	-
Transfers out	(81,650)	(3,580)	-	(8,810)
Long term debt issued	-	-	-	-
Subscription liabilities issued	-	-	-	-
Lease liabilities issued	152,118	-	-	-
Proceeds from sale of capital assets	21,735	-	-	-
Payments to refunded bond escrow agent	-	-	-	-
Total other financing sources (uses)	342,203	23,164	-	(8,810)
Net change in fund balances	(447,221)	-	(34,451)	-
Fund balances, beginning of year, as previously reported	5,664,554	-	105,756	-
Change within financial reporting entity (nonmajor to major fund)	-	-	-	-
Fund balances, beginning of year, as restated	5,664,554	-	105,756	-
Fund balances, end of year	$ 5,217,333	$ -	$ 71,305	$ -

FLAGLER COUNTY, FLORIDA
COMBINING STATEMENT OF REVENUES, EXPENDITURES AND CHANGES IN FUND BALANCES
NONMAJOR GOVERNMENTAL FUNDS
FOR THE FISCAL YEAR ENDED SEPTEMBER 30, 2025
(Continued)

	Special Revenue Funds (Continued)			
				FORMERLY NONMAJOR FUND
	COURT FACILITIES	**TOURIST DEVELOPMENT TAX - CAPITAL PROJECTS**	**TOURIST DEVELOPMENT TAX - PROMOTION AND ADVERTISING**	**TOURIST DEVELOPMENT TAX - BEACH RESTORATION**
REVENUES				
Taxes	$ -	$ 886,975	$ 2,660,926	$ -
Special assessments	-	-	-	-
Licenses and permits	-	-	-	-
Intergovernmental	-	-	-	-
Charges for services	-	-	-	-
Fines and forfeitures	241,307	-	-	-
Investment income	13,471	273,551	251,448	-
Miscellaneous	-	-	1,695	-
Total revenues	254,778	1,160,526	2,914,069	-
EXPENDITURES				
Current				
General government	-	-	-	-
Public safety	-	-	-	-
Physical environment	-	-	-	-
Transportation	-	-	-	-
Economic environment	-	-	2,018,198	-
Human services	-	-	-	-
Cultural recreation	-	26,757	-	-
Court related	182,514	-	-	-
Capital outlay	-	30,000	38,863	-
Debt service				
Principal retirement	-	-	94,541	-
Interest	-	-	6,549	-
Administrative charges		-	-	-
Total expenditures	182,514	56,757	2,158,151	-
Excess (deficiency) of revenues over expenditures	72,264	1,103,769	755,918	-
OTHER FINANCING SOURCES (USES)				
Transfers in	-	4,485	13,454	-
Transfers out	-	-	(23,242)	-
Long term debt issued	-	-	-	-
Subscription liabilities issued	-	-	38,474	-
Lease liabilities issued	-	-	389	-
Proceeds from sale of capital assets	-	-	8,000	-
Payments to refunded bond escrow agent		-	-	-
Total other financing sources (uses)	-	4,485	37,075	-
Net change in fund balances	72,264	1,108,254	792,993	-
Fund balances, beginning of year, as previously reported	324,727	5,572,667	5,451,811	2,102,911
Change within financial reporting entity (nonmajor to major fund)	-	-	-	(2,102,911)
Fund balances, beginning of year, as restated	324,727	5,572,667	5,451,811	-
Fund balances, end of year	$ 396,991	$ 6,680,921	$ 6,244,804	$ -

FLAGLER COUNTY, FLORIDA
COMBINING STATEMENT OF REVENUES, EXPENDITURES AND CHANGES IN FUND BALANCES
NONMAJOR GOVERNMENTAL FUNDS
FOR THE FISCAL YEAR ENDED SEPTEMBER 30, 2025
(Continued)

	Special Revenue Funds (Continued)			
	OPIOID SETTLEMENT	ENVIRONMENTALLY SENSITIVE LANDS	ENVIRONMENTALLY SENSITIVE LANDS 2008 REFERENDUM	UTILITY REGULATORY AUTHORITY
REVENUES				
Taxes	$ -	$ -	$ 1,989,759	$ -
Special assessments	-	-	-	-
Licenses and permits	-	-	-	-
Intergovernmental	-	-	3,000,000	-
Charges for services	-	-	-	-
Fines and forfeitures	-	-	-	-
Investment income	14,948	3,547	431,929	-
Miscellaneous	222,337	-	-	-
Total revenues	237,285	3,547	5,421,688	-
EXPENDITURES				
Current				
General government	-	-	-	-
Public safety	-	-	-	-
Physical environment	-	-	76,884	-
Transportation	-	-	-	-
Economic environment	-	-	-	-
Human services	-	-	-	-
Cultural recreation	-	-	-	-
Court related	-	-	-	-
Capital outlay	-	-	4,255,617	-
Debt service				
Principal retirement	-	-	-	-
Interest	-	-	-	-
Administrative charges	-	-	-	-
Total expenditures	-	-	4,332,501	-
Excess (deficiency) of revenues over expenditures	237,285	3,547	1,089,187	-
OTHER FINANCING SOURCES (USES)				
Transfers in	-	-	-	-
Transfers out	-	-	-	-
Long term debt issued	-	-	-	-
Subscription liabilities issued	-	-	-	-
Lease liabilities issued	-	-	-	-
Proceeds from sale of capital assets	-	-	-	-
Payments to refunded bond escrow agent	-	-	-	-
Total other financing sources (uses)	-	-	-	-
Net change in fund balances	237,285	3,547	1,089,187	-
Fund balances, beginning of year, as previously reported	211,894	82,223	8,946,175	22,236
Change within financial reporting entity (nonmajor to major fund)	-	-	-	-
Fund balances, beginning of year, as restated	211,894	82,223	8,946,175	22,236
Fund balances, end of year	$ 449,179	$ 85,770	$ 10,035,362	$ 22,236

FLAGLER COUNTY, FLORIDA
COMBINING STATEMENT OF REVENUES, EXPENDITURES AND CHANGES IN FUND BALANCES
NONMAJOR GOVERNMENTAL FUNDS
FOR THE FISCAL YEAR ENDED SEPTEMBER 30, 2025
(Continued)

	Special Revenue Funds (Continued)			
	TRANSPORTATION IMPACT FEES - WEST	TRANSPORTATION IMPACT FEES - EAST	NEW TRANSPORTATION IMPACT FEES - EAST	TRANSPORTATION IMPACT FEES - DISTRICT 1
REVENUES				
Taxes	$ -	$ -	$ -	$ -
Special assessments	-	-	-	411,084
Licenses and permits	-	-	-	-
Intergovernmental	-	5,594,248	-	-
Charges for services	-	-	-	-
Fines and forfeitures	-	-	-	-
Investment income	4,867	57,334	25,030	44,887
Miscellaneous	-	-	-	-
Total revenues	4,867	5,651,582	25,030	455,971
EXPENDITURES				
Current				
General government	-	-	-	-
Public safety	-	-	-	-
Physical environment	-	-	-	-
Transportation	-	6,774,263	474,677	386,357
Economic environment	-	-	-	-
Human services	-	-	-	-
Cultural recreation	-	-	-	-
Court related	-	-	-	-
Capital outlay	-	-	-	-
Debt service				
Principal retirement	-	-	-	-
Interest	-	-	-	-
Administrative charges	-	-	-	-
Total expenditures	-	6,774,263	474,677	386,357
Excess (deficiency) of revenues over expenditures	4,867	(1,122,681)	(449,647)	69,614
OTHER FINANCING SOURCES (USES)				
Transfers in	-	-	-	-
Transfers out	-	-	-	-
Long term debt issued	-	-	-	-
Subscription liabilities issued	-	-	-	-
Lease liabilities issued	-	-	-	-
Proceeds from sale of capital assets	-	-	-	-
Payments to refunded bond escrow agent	-	-	-	-
Total other financing sources (uses)	-	-	-	-
Net change in fund balances	4,867	(1,122,681)	(449,647)	69,614
Fund balances, beginning of year, as previously reported	108,042	2,334,362	741,534	813,072
Change within financial reporting entity (nonmajor to major fund)	-	-	-	-
Fund balances, beginning of year, as restated	108,042	2,334,362	741,534	813,072
Fund balances, end of year	$ 112,909	$ 1,211,681	$ 291,887	$ 882,686

FLAGLER COUNTY, FLORIDA
COMBINING STATEMENT OF REVENUES, EXPENDITURES AND CHANGES IN FUND BALANCES
NONMAJOR GOVERNMENTAL FUNDS
FOR THE FISCAL YEAR ENDED SEPTEMBER 30, 2025
(Continued)

	Special Revenue Funds (Continued)			
	TRANSPORTATION IMPACT FEES - DISTRICT 2	PARK IMPACT FEES	NEW PARK IMPACT FEES	LAW ENFORCEMENT IMPACT FEES
REVENUES				
Taxes	$ -	$ -	$ -	$ -
Special assessments	94,313	-	140,842	479,590
Licenses and permits	-	-	-	-
Intergovernmental	-	-	-	-
Charges for services	-	-	-	-
Fines and forfeitures	-	-	-	-
Investment income	25,095	32,333	13,152	54,988
Miscellaneous	-	-	-	-
Total revenues	119,408	32,333	153,994	534,578
EXPENDITURES				
Current				
General government	-	-	-	-
Public safety	-	-	-	-
Physical environment	-	-	-	-
Transportation	-	-	-	-
Economic environment	-	-	-	-
Human services	-	-	-	-
Cultural recreation	-	-	-	-
Court related	-	-	-	-
Capital outlay	-	18,794	48,924	-
Debt service				
Principal retirement	-	-	-	-
Interest	-	-	-	-
Administrative charges	-	-	-	-
Total expenditures	-	18,794	48,924	-
Excess (deficiency) of revenues over expenditures	119,408	13,539	105,070	534,578
OTHER FINANCING SOURCES (USES)				
Transfers in	-	-	-	-
Transfers out	-	-	-	-
Long term debt issued	-	-	-	-
Subscription liabilities issued	-	-	-	-
Lease liabilities issued	-	-	-	-
Proceeds from sale of capital assets	-	-	-	-
Payments to refunded bond escrow agent	-	-	-	
Total other financing sources (uses)	-	-	-	-
Net change in fund balances	119,408	13,539	105,070	534,578
Fund balances, beginning of year, as previously reported	529,256	730,555	281,896	1,079,420
Change within financial reporting entity (nonmajor to major fund)	-	-	-	-
Fund balances, beginning of year, as restated	529,256	730,555	281,896	1,079,420
Fund balances, end of year	$ 648,664	$ 744,094	$ 386,966	$ 1,613,998

FLAGLER COUNTY, FLORIDA
COMBINING STATEMENT OF REVENUES, EXPENDITURES AND CHANGES IN FUND BALANCES
NONMAJOR GOVERNMENTAL FUNDS
FOR THE FISCAL YEAR ENDED SEPTEMBER 30, 2025
(Continued)

	Special Revenue Funds (Continued)				
	FIRE RESCUE IMPACT FEES	EMERGENCY SERVICES IMPACT FEES	LIBRARY IMPACT FEES	ECONOMIC DEVELOPMENT	DAYTONA NORTH SERVICE DISTRICT
REVENUES					
Taxes	$ -	$ -	$ -	$ -	$ -
Special assessments	340,054	145,237	588,289	-	-
Licenses and permits	-	-	-	-	-
Intergovernmental	-	-	-	-	-
Charges for services	-	-	-	-	-
Fines and forfeitures	-	-	-	-	-
Investment income	43,651	14,362	25,741	3,309	3,455
Miscellaneous	-	-	-	-	-
Total revenues	383,705	159,599	614,030	3,309	3,455
EXPENDITURES					
Current					
General government	-	-	-	-	12,834
Public safety	-	-	-	-	-
Physical environment	-	-	-	-	-
Transportation	-	-	-	-	12,483
Economic environment	-	-	-	6,000	-
Human services	-	-	-	-	-
Cultural recreation	-	-	-	-	-
Court related	-	-	-	-	-
Capital outlay	-	-	1,230,417	-	-
Debt service					
Principal retirement	-	-	-	-	-
Interest	-	-	-	-	-
Administrative charges	-	-	-	-	-
Total expenditures	-	-	1,230,417	6,000	25,317
Excess (deficiency) of revenues over expenditures	383,705	159,599	(616,387)	(2,691)	(21,862)
OTHER FINANCING SOURCES (USES)					
Transfers in	-	-	-	-	-
Transfers out	-	-	-	-	-
Long term debt issued	-	-	-	-	-
Subscription liabilities issued	-	-	-	-	-
Lease liabilities issued	-	-	-	-	-
Proceeds from sale of capital assets	-	-	-	-	-
Payments to refunded bond escrow agent	-	-	-	-	-
Total other financing sources (uses)	-	-	-	-	-
Net change in fund balances	383,705	159,599	(616,387)	(2,691)	(21,862)
Fund balances, beginning of year, as previously reported	803,485	313,569	1,226,203	146,904	96,118
Change within financial reporting entity (nonmajor to major fund)	-	-	-	-	-
Fund balances, beginning of year, as restated	803,485	313,569	1,226,203	146,904	96,118
Fund balances, end of year	$ 1,187,190	$ 473,168	$ 609,816	$ 144,213	$ 74,256

FLAGLER COUNTY, FLORIDA
COMBINING STATEMENT OF REVENUES, EXPENDITURES AND CHANGES IN FUND BALANCES
NONMAJOR GOVERNMENTAL FUNDS
FOR THE FISCAL YEAR ENDED SEPTEMBER 30, 2025
(Continued)

	Special Revenue Funds (Continued)			
	STATE HOUSING INITIATIVE	CDBG NEIGHBORHOOD STABILIZATION	BIMINI GARDENS MUNICIPAL SERVICE	ESPANOLA MOSQUITO CONTROL
REVENUES				
Taxes	$ -	$ -	$ -	$ -
Special assessments	-	-	-	1,605
Licenses and permits	-	-	-	-
Intergovernmental	1,005,178	-	-	-
Charges for services	-	-	-	-
Fines and forfeitures	-	-	-	-
Investment income	55,511	-	-	1
Miscellaneous	77,238	-	-	-
Total revenues	1,137,927	-	-	1,606
EXPENDITURES				
Current				
General government	-	-	-	-
Public safety	-	-	-	-
Physical environment	-	-	-	-
Transportation	-	-	-	-
Economic environment	1,061,918	-	-	-
Human services	-	-	-	3,930
Cultural recreation	-	-	-	-
Court related	-	-	-	-
Capital outlay	-	-	-	-
Debt service				
Principal retirement	-	-	-	-
Interest	-	-	-	-
Administrative charges	-	-	-	-
Total expenditures	1,061,918	-	-	3,930
Excess (deficiency) of revenues over expenditures	76,009	-	-	(2,324)
OTHER FINANCING SOURCES (USES)				
Transfers in	-	-	-	5
Transfers out	(15,735)	-	-	-
Long term debt issued	-	-	-	-
Subscription liabilities issued	-	-	-	-
Lease liabilities issued	-	-	-	-
Proceeds from sale of capital assets	-	-	-	-
Payments to refunded bond escrow agent	-	-	-	-
Total other financing sources (uses)	(15,735)	-	-	5
Net change in fund balances	60,274	-	-	(2,319)
Fund balances, beginning of year, as previously reported	2,341,569	29,550	37,950	25,275
Change within financial reporting entity (nonmajor to major fund)	-	-	-	-
Fund balances, beginning of year, as restated	2,341,569	29,550	37,950	25,275
Fund balances, end of year	$ 2,401,843	$ 29,550	$ 37,950	$ 22,956

FLAGLER COUNTY, FLORIDA
COMBINING STATEMENT OF REVENUES, EXPENDITURES AND CHANGES IN FUND BALANCES
NONMAJOR GOVERNMENTAL FUNDS
FOR THE FISCAL YEAR ENDED SEPTEMBER 30, 2025
(Continued)

	Special Revenue Funds (Continued)				
	RIMA RIDGE MOSQUITO CONTROL	BUILDING DEPARTMENT	DOMESTIC VIOLENCE	ALCOHOL AND OTHER DRUG TRUST	COURT TECHNOLOGY
REVENUES					
Taxes	$ -	$ -	$ -	$ -	$ -
Special assessments	2,059	-	-	-	-
Licenses and permits	-	1,573,752	-	-	-
Intergovernmental	6,134	-	-	-	-
Charges for services	-	6,771	-	-	-
Fines and forfeitures	-	14,815	12,592	12,851	308,084
Investment income	874	88,040	2,407	1,922	29,238
Miscellaneous	-	6,152	-	-	2,900
Total revenues	9,067	1,689,530	14,999	14,773	340,222
EXPENDITURES					
Current					
General government	-	-	-	-	-
Public safety	-	1,499,608	-	-	-
Physical environment	-	-	-	-	-
Transportation	-	-	-	-	-
Economic environment	-	-	-	-	-
Human services	6,467	-	-	-	-
Cultural recreation	-	-	-	-	-
Court related	-	-	-	8,751	373,835
Capital outlay	-	88,723	-	-	278,837
Debt service					
Principal retirement	-	11,250	-	-	-
Interest	-	1,567	-	-	-
Administrative charges	-	-	-	-	-
Total expenditures	6,467	1,601,148	-	8,751	652,672
Excess (deficiency) of revenues over expenditures	2,600	88,382	14,999	6,022	(312,450)
OTHER FINANCING SOURCES (USES)					
Transfers in	7	-	-	-	-
Transfers out	-	(52,856)	-	-	-
Long term debt issued	-	-	-	-	-
Subscription liabilities issued	-	-	-	-	-
Lease liabilities issued	-	88,841	-	-	-
Proceeds from sale of capital assets	-	16,175	-	-	-
Payments to refunded bond escrow agent	-	-	-	-	-
Total other financing sources (uses)	7	52,160	-	-	-
Net change in fund balances	2,607	140,542	14,999	6,022	(312,450)
Fund balances, beginning of year, as previously reported	50,020	1,726,974	69,635	49,667	763,447
Change within financial reporting entity (nonmajor to major fund)	-	-	-	-	-
Fund balances, beginning of year, as restated	50,020	1,726,974	69,635	49,667	763,447
Fund balances, end of year	$ 52,627	$ 1,867,516	$ 84,634	$ 55,689	$ 450,997

FLAGLER COUNTY, FLORIDA
COMBINING STATEMENT OF REVENUES, EXPENDITURES AND CHANGES IN FUND BALANCES
NONMAJOR GOVERNMENTAL FUNDS
FOR THE FISCAL YEAR ENDED SEPTEMBER 30, 2025
(Continued)

	Special Revenue Funds (Continued)				
	JUVENILE DIVERSION	CRIME PREVENTION	COURT INNOVATIONS	TEEN COURT	E911
REVENUES					
Taxes	$ -	$ -	$ -	$ -	$ -
Special assessments	-	-	-	-	-
Licenses and permits	-	-	-	-	-
Intergovernmental	-	-	-	-	797,609
Charges for services	-	-	-	-	100
Fines and forfeitures	21,933	34,793	21,923	26,195	-
Investment income	-	5,047	4,861	1,168	47,859
Miscellaneous	-	-	-	-	-
Total revenues	21,933	39,840	26,784	27,363	845,568
EXPENDITURES					
Current					
General government	-	-	-	-	-
Public safety	-	30,000	-	-	512,141
Physical environment	-	-	-	-	-
Transportation	-	-	-	-	-
Economic environment	-	-	-	-	-
Human services	-	-	-	-	-
Cultural recreation	-	-	-	-	-
Court related	-	-	173,201	78,131	-
Capital outlay	-	-	-	-	-
Debt service					
Principal retirement	-	-	-	-	63,232
Interest	-	-	-	-	2,235
Administrative charges	-	-	-	-	-
Total expenditures	-	30,000	173,201	78,131	577,608
Excess (deficiency) of revenues over expenditures	21,933	9,840	(146,417)	(50,768)	267,960
OTHER FINANCING SOURCES (USES)					
Transfers in	-	-	198,297	58,757	-
Transfers out	(21,933)	-	(18)	(4)	(19,144)
Long term debt issued	-	-	-	-	-
Subscription liabilities issued	-	-	-	-	-
Lease liabilities issued	-	-	-	-	-
Proceeds from sale of capital assets	-	-	-	-	-
Payments to refunded bond escrow agent	-	-	-	-	-
Total other financing sources (uses)	(21,933)	-	198,279	58,753	(19,144)
Net change in fund balances	-	9,840	51,862	7,985	248,816
Fund balances, beginning of year, as previously reported	-	124,790	66,504	12,889	1,038,176
Change within financial reporting entity (nonmajor to major fund)	-	-	-	-	-
Fund balances, beginning of year, as restated	-	124,790	66,504	12,889	1,038,176
Fund balances, end of year	$ -	$ 134,630	$ 118,366	$ 20,874	$ 1,286,992

FLAGLER COUNTY, FLORIDA
COMBINING STATEMENT OF REVENUES, EXPENDITURES AND CHANGES IN FUND BALANCES
NONMAJOR GOVERNMENTAL FUNDS
FOR THE FISCAL YEAR ENDED SEPTEMBER 30, 2025
(Continued)

	Special Revenue Funds (Continued)			
	NORTH MALACOMPRA DISTRICT	GRANT SPECIAL REVENUE	COURT OPERATIONS	CLERK COURT TECHNOLOGY
REVENUES				
Taxes	$ -	$ -	$ -	$ -
Special assessments	35,099	-	-	-
Licenses and permits	-	-	-	-
Intergovernmental	-	2,198,828	426,430	-
Charges for services	-	-	1,342,464	340,248
Fines and forfeitures	-	-	489,876	-
Investment income	14,336	3,524	-	-
Miscellaneous	-	-	-	-
Total revenues	49,435	2,202,352	2,258,770	340,248
EXPENDITURES				
Current				
General government	-	-	-	-
Public safety	-	155,291	-	-
Physical environment	3,123	1,067,153	-	-
Transportation	-	-	-	-
Economic environment	-	-	-	-
Human services	-	-	-	-
Cultural recreation	-	127,256	-	-
Court related	-	-	2,322,314	398,724
Capital outlay:	-	931,613	-	26,623
Debt service				
Principal retirement	-	-	8,367	52,352
Interest	-	501	303	1,935
Administrative charges	-	-	-	-
Total expenditures	3,123	2,281,814	2,330,984	479,634
Excess (deficiency) of revenues over expenditures	46,312	(79,462)	(72,214)	(139,386)
OTHER FINANCING SOURCES (USES)				
Transfers in	118	353,926	70,000	-
Transfers out	-	-	-	-
Long term debt issued	-	-	-	-
Subscription liabilities issued	-	-	-	16,727
Lease liabilities issued	-	-	-	-
Proceeds from sale of capital assets	-	-	-	-
Payments to refunded bond escrow agent	-	-	-	-
Total other financing sources (uses)	118	353,926	70,000	16,727
Net change in fund balances	46,430	274,464	(2,214)	(122,659)
Fund balances, beginning of year, as previously reported	292,686	(3,555)	3,775	363,528
Change within financial reporting entity (nonmajor to major fund)	-	-	-	-
Fund balances, beginning of year, as restated	292,686	(3,555)	3,775	363,528
Fund balances, end of year	$ 339,116	$ 270,909	$ 1,561	$ 240,869

FLAGLER COUNTY, FLORIDA
COMBINING STATEMENT OF REVENUES, EXPENDITURES AND CHANGES IN FUND BALANCES
NONMAJOR GOVERNMENTAL FUNDS
FOR THE FISCAL YEAR ENDED SEPTEMBER 30, 2025
(Continued)

	Special Revenue Funds (Continued)				
	RECORDS MODERNIZATION	LAW ENFORCEMENT EDUCATION	FEDERAL EQUITABLE SHARING	INMATE WELFARE	CONSTITUTIONAL GAS TAX
REVENUES					
Taxes	$ -	$ -	$ -	$ -	$ -
Special assessments	-	-	-	-	-
Licenses and permits	-	-	-	-	-
Intergovernmental	-	-	-	-	6,766,687
Charges for services	98,413	-	-	357,368	-
Fines and forfeitures	-	62,350	5,850	-	-
Investment income	-	-	-	9,980	74,707
Miscellaneous	-	-	-	-	-
Total revenues	98,413	62,350	5,850	367,348	6,841,394
EXPENDITURES					
Current					
General government	117,155	-	-	-	-
Public safety	-	50,350	-	521,867	-
Physical environment	-	-	-	-	-
Transportation	-	-	-	-	-
Economic environment	-	-	-	-	-
Human services	-	-	-	-	-
Cultural recreation	-	-	-	-	-
Court related	-	-	-	-	-
Capital outlay	10,569	-	-	27,500	6,936,339
Debt service					
Principal retirement	16,746	-	-	-	-
Interest	628	-	-	-	-
Administrative charges	-	-	-	-	-
Total expenditures	145,098	50,350	-	549,367	6,936,339
Excess (deficiency) of revenues over expenditures	(46,685)	12,000	5,850	(182,019)	(94,945)
OTHER FINANCING SOURCES (USES)					
Transfers in	-	-	-	-	57,930
Transfers out	-	-	-	-	-
Long term debt issued	-	-	-	-	-
Subscription liabilities issued	6,640	-	-	-	-
Lease liabilities issued	-	-	-	-	-
Proceeds from sale of capital assets	-	-	-	-	-
Payments to refunded bond escrow agent	-	-	-	-	-
Total other financing sources (uses)	6,640	-	-	-	57,930
Net change in fund balances	(40,045)	12,000	5,850	(182,019)	(37,015)
Fund balances, beginning of year, as previously reported	521,913	13,034	1,089	354,516	3,127,218
Change within financial reporting entity (nonmajor to major fund)	-	-	-	-	-
Fund balances, beginning of year, as restated	521,913	13,034	1,089	354,516	3,127,218
Fund balances, end of year	$ 481,868	$ 25,034	$ 6,939	$ 172,497	$ 3,090,203

FLAGLER COUNTY, FLORIDA
COMBINING STATEMENT OF REVENUES, EXPENDITURES AND CHANGES IN FUND BALANCES
NONMAJOR GOVERNMENTAL FUNDS
FOR THE FISCAL YEAR ENDED SEPTEMBER 30, 2025
(Continued)

	Special Revenue Funds (Concluded)				
	WASHINGTON OAKS PARKS DUNE RESTORATION	IT REPLACEMENT	HAMMOCK DUNES CDD	DUNE RESTORATION-ST RD A1A	TOTAL NONMAJOR SPECIAL REVENUE FUNDS
REVENUES					
Taxes	$ -	$ -	$ -	$ -	$ 6,696,354
Special assessments	-	-	2,780	-	2,240,952
Licenses and permits	-	-	-	-	1,573,752
Intergovernmental	-	-	-	1,926,768	23,729,566
Charges for services	-	-	-	-	2,145,364
Fines and forfeitures	-	-	-	-	1,456,961
Investment income	-	19,928	2	11,849	1,938,118
Miscellaneous	-	-	-	-	318,399
Total revenues	-	19,928	2,782	1,938,617	40,099,466
EXPENDITURES					
Current					
General government	-	122,063	-	-	252,052
Public safety	-	-	-	-	2,967,315
Physical environment	-	-	2,804	1,926,768	3,076,732
Transportation	-	-	-	-	10,947,975
Economic environment	-	-	-	-	3,086,116
Human services	-	-	-	-	10,397
Cultural recreation	-	-	-	-	167,090
Court related	-	-	-	-	3,582,523
Capital outlay	-	95,610	-	-	14,666,750
Debt service					
Principal retirement	-	-	-	-	472,552
Interest	49	-	-	-	29,841
Administrative charges	-	-	-	-	-
Total expenditures	49	217,673	2,804	1,926,768	39,259,343
Excess (deficiency) of revenues over expenditures	(49)	(197,745)	(22)	11,849	840,123
OTHER FINANCING SOURCES (USES)					
Transfers in	-	439,527	9	-	1,473,259
Transfers out	-	-	-	-	(226,972)
Long term debt issued	-	-	-	-	-
Subscription liabilities issued	-	-	-	-	61,841
Lease liabilities issued	-	-	-	-	241,348
Proceeds from sale of capital assets	-	-	-	-	45,910
Payments to refunded bond escrow agent	-	-	-	-	-
Total other financing sources (uses)	-	439,527	9	-	1,595,386
Net change in fund balances	(49)	241,782	(13)	11,849	2,435,509
Fund balances, beginning of year, as previously reported	(67)	210,088	(90)	-	48,909,951
Change within financial reporting entity (nonmajor to major fund)	-	-	-	-	(2,102,911)
Fund balances, beginning of year, as restated	(67)	210,088	(90)	-	46,807,040
Fund balances, end of year	$ (116)	$ 451,870	$ (103)	$ 11,849	$ 49,242,549

FLAGLER COUNTY, FLORIDA
COMBINING STATEMENT OF REVENUES, EXPENDITURES AND CHANGES IN FUND BALANCES
NONMAJOR GOVERNMENTAL FUNDS
FOR THE FISCAL YEAR ENDED SEPTEMBER 30, 2025
(Continued)

	Debt Service Funds			
	ESL 2008 REFERENDUM	GRANT ANTICIPATION NOTE, SERIES 2020	CAPITAL CONSTRUCTION GO ISSUE	BOND - TAXABLE SPECIAL ASSESSMENT REVENUE NOTE, SERIES 2018
REVENUES				
Taxes	$ 1,990,835	$ -	$ 1,828,340	$ -
Special assessments	-	-	-	95,650
Licenses and permits	-		-	-
Intergovernmental	-	-	-	-
Charges for services	-		-	-
Fines and forfeitures	-		-	-
Investment income	159,343	18,010	121,750	1,225
Miscellaneous	-		-	-
Total revenues	2,150,178	18,010	1,950,090	96,875
EXPENDITURES				
Current				
General government	-	-	-	-
Public safety	-	-	-	-
Physical environment	-	-	-	-
Transportation	-	-	-	-
Economic environment	-	-	-	-
Human services	-	-	-	-
Cultural recreation	-	-	-	-
Court related	-	-	-	-
Capital outlay	-	-	-	-
Debt service				
Principal retirement	1,040,000	-	1,235,000	66,000
Interest	119,355	-	557,986	19,705
Administrative charges	-	-	4,409	26
Total expenditures	1,159,355	-	1,797,395	85,731
Excess (deficiency) of revenues over expenditures	990,823	18,010	152,695	11,144
OTHER FINANCING SOURCES (USES)				
Transfers in	-	-	-	-
Transfers out	-	-	-	-
Long term debt issued	-	-	-	-
Subscription liabilities issued	-	-	-	-
Lease liabilities issued	-	-	-	-
Proceeds from sale of capital assets	-	-	-	-
Payments to refunded bond escrow agent	-	-	-	-
Total other financing sources (uses)	-	-	-	-
Net change in fund balances	990,823	18,010	152,695	11,144
Fund balances, beginning of year, as previously reported	2,447,930	392,671	2,098,735	14,781
Change within financial reporting entity (nonmajor to major fund)	-	-	-	-
Fund balances, beginning of year, as restated	2,447,930	392,671	2,098,735	14,781
Fund balances, end of year	$ 3,438,753	$ 410,681	$ 2,251,430	$ 25,925

FLAGLER COUNTY, FLORIDA
COMBINING STATEMENT OF REVENUES, EXPENDITURES AND CHANGES IN FUND BALANCES
NONMAJOR GOVERNMENTAL FUNDS
FOR THE FISCAL YEAR ENDED SEPTEMBER 30, 2025
(Continued)

	Debt Service Funds (Concluded)			
	BOND - CAPITAL IMPROVEMENT REVENUE NOTE, SERIES 2020	CAPITAL IMPROVEMENTS & REFUNDING, SERIES 2015	BOND - CAPITAL IMPROVEMENT REFUNDING REVENUE NOTE, SERIES 2024	TOTAL NONMAJOR DEBT SERVICE FUNDS
REVENUES				
Taxes	$ -	$ -	$ -	$ 3,819,175
Special assessments	-	-	-	95,650
Licenses and permits	-	-	-	-
Intergovernmental	-	-	3,757,756	3,757,756
Charges for services	-	-	-	-
Fines and forfeitures	-	-	-	-
Investment income	22,815	13,520	131,841	468,504
Miscellaneous	-	-	-	-
Total revenues	22,815	13,520	3,889,597	8,141,085
EXPENDITURES				
Current				
General government	-	-	-	-
Public safety	-	-	-	-
Physical environment	-	-	-	-
Transportation	-	-	-	-
Economic environment	-	-	-	-
Human services	-	-	-	-
Cultural recreation	-	-	-	-
Court related	-	-	-	-
Capital outlay	-	-	-	-
Debt service				
Principal retirement	1,325,000	2,345,000	2,620,000	8,631,000
Interest	312,375	596,863	807,895	2,414,179
Administrative charges	-	23,998	126,758	155,191
Total expenditures	1,637,375	2,965,861	3,554,653	11,200,370
Excess (deficiency) of revenues over expenditures	(1,614,560)	(2,952,341)	334,944	(3,059,285)
OTHER FINANCING SOURCES (USES)				
Transfers in	1,535,535	-	2,850,000	4,385,535
Transfers out	-	(2,850,000)	-	(2,850,000)
Long term debt issued	-	27,244,650	251,701	27,496,351
Subscription liabilities issued	-	-	-	-
Lease liabilities issued	-	-	-	-
Proceeds from sale of capital assets	-	-	-	-
Payments to refunded bond escrow agent	-	(27,225,653)	(112,284)	(27,337,937)
Total other financing sources (uses)	1,535,535	(2,831,003)	2,989,417	1,693,949
Net change in fund balances	(79,025)	(5,783,344)	3,324,361	(1,365,336)
Fund balances, beginning of year, as previously reported	343,766	5,783,344	-	11,081,227
Change within financial reporting entity (nonmajor to major fund)	-	-	-	-
Fund balances, beginning of year, as restated	343,766	5,783,344	-	11,081,227
Fund balances, end of year	$ 264,741	$ -	$ 3,324,361	$ 9,715,891

FLAGLER COUNTY, FLORIDA
COMBINING STATEMENT OF REVENUES, EXPENDITURES AND CHANGES IN FUND BALANCES
NONMAJOR GOVERNMENTAL FUNDS
FOR THE FISCAL YEAR ENDED SEPTEMBER 30, 2025
(Continued)

	Capital Projects Funds			
	BEACH FRONT PARKS	PARK MAINTENANCE TRUST	CAPITAL PROJECTS	MARINELAND ACRES DISTRICT
REVENUES				
Taxes	$ -	$ -	$ 5,054,803	$ -
Special assessments	-	-	-	125,778
Licenses and permits	-	-	-	-
Intergovernmental	-	-	-	494,949
Charges for services	-	-	-	-
Fines and forfeitures	-	-	-	-
Investment income	20,924	38,434	344,470	11,963
Miscellaneous	-	-	-	-
Total revenues	20,924	38,434	5,399,273	632,690
EXPENDITURES				
Current				
General government	-	-	-	2,516
Public safety	-	-	-	-
Physical environment	-	-	164,677	2,840
Transportation	-	-	-	15,063
Economic environment	-	-	-	-
Human services	-	-	-	-
Cultural recreation	-	1,805	-	-
Court related	-	-	-	-
Capital outlay	-	-	1,294,528	-
Debt service				
Principal retirement	-	-	-	-
Interest	-	-	-	1,163
Administrative charges	-	-	-	-
Total expenditures	-	1,805	1,459,205	21,582
Excess (deficiency) of revenues over expenditures	20,924	36,629	3,940,068	611,108
OTHER FINANCING SOURCES (USES)				
Transfers in	-	-	-	422
Transfers out	-	-	-	-
Long term debt issued	-	-	-	-
Subscription liabilities issued	-	-	-	-
Lease liabilities issued	-	-	-	-
Proceeds from sale of capital assets	-	-	-	-
Payments to refunded bond escrow agent	-	-	-	-
Total other financing sources (uses)	-	-	-	422
Net change in fund balances	20,924	36,629	3,940,068	611,530
Fund balances, beginning of year, as previously reported	455,586	848,856	5,566,639	(408,140)
Change within financial reporting entity (nonmajor to major fund)	-	-	-	-
Fund balances, beginning of year, as restated	455,586	848,856	5,566,639	(408,140)
Fund balances, end of year	$ 476,510	$ 885,485	$ 9,506,707	$ 203,390

FLAGLER COUNTY, FLORIDA
COMBINING STATEMENT OF REVENUES, EXPENDITURES AND CHANGES IN FUND BALANCES
NONMAJOR GOVERNMENTAL FUNDS
FOR THE FISCAL YEAR ENDED SEPTEMBER 30, 2025
(Concluded)

	Capital Projects Funds (Concluded)			
	CAPITAL ESL 2008 REFERENDUM	BEACH RENOURISHMENT	TOTAL NONMAJOR CAPITAL PROJECTS FUNDS	TOTAL NONMAJOR GOVERNMENTAL FUNDS
REVENUES				
Taxes	$ -	$ -	$ 5,054,803	$ 15,570,332
Special assessments	-	-	125,778	2,462,380
Licenses and permits	-	-	-	1,573,752
Intergovernmental	-	-	494,949	27,982,271
Charges for services	-	-	-	2,145,364
Fines and forfeitures	-	-	-	1,456,961
Investment income	50,268	2,007	468,066	2,874,688
Miscellaneous	-	-	-	318,399
Total revenues	50,268	2,007	6,143,596	54,384,147
EXPENDITURES				
Current				
General government	-	-	2,516	254,568
Public safety	-	-	-	2,967,315
Physical environment	432	-	167,949	3,244,681
Transportation	-	-	15,063	10,963,038
Economic environment	-	-	-	3,086,116
Human services	-	-	-	10,397
Cultural recreation	-	-	1,805	168,895
Court related	-	-	-	3,582,523
Capital outlay	-	-	1,294,528	15,961,278
Debt service				
Principal retirement	-	-	-	9,103,552
Interest	-	-	1,163	2,445,183
Administrative charges	-	-	-	155,191
Total expenditures	432	-	1,483,024	51,942,737
Excess (deficiency) of revenues over expenditures	49,836	2,007	4,660,572	2,441,410
OTHER FINANCING SOURCES (USES)				
Transfers in	-	-	422	5,859,216
Transfers out	-	-	-	(3,076,972)
Long term debt issued	-	-	-	27,496,351
Subscription liabilities issued	-	-	-	61,841
Lease liabilities issued	-	-	-	241,348
Proceeds from sale of capital assets	-	-	-	45,910
Payments to refunded bond escrow agent	-	-	-	(27,337,937)
Total other financing sources (uses)	-	-	422	3,289,757
Net change in fund balances	49,836	2,007	4,660,994	5,731,167
Fund balances, beginning of year, as previously reported	838,422	49,984	7,351,347	67,342,525
Change within financial reporting entity (nonmajor to major fund)	-	-	-	(2,102,911)
Fund balances, beginning of year, as restated	838,422	49,984	7,351,347	65,239,614
Fund balances, end of year	$ 888,258	$ 51,991	$ 12,012,341	$ 70,970,781

FLAGLER COUNTY, FLORIDA
SCHEDULE OF REVENUES, EXPENDITURES AND CHANGES IN FUND BALANCES - BUDGET AND ACTUAL
GENERAL CAPITAL PROJECTS
FOR THE FISCAL YEAR ENDED SEPTEMBER 30, 2025

	BUDGETED AMOUNTS			
	ORIGINAL	FINAL	ACTUAL	VARIANCE WITH FINAL BUDGET
REVENUES				
Intergovernmental	$ 20,000,000	$ 47,620,556	$ 5,445,098	$ (42,175,458)
Investment income	-	-	655,552	655,552
Total revenues	20,000,000	47,620,556	6,100,650	(41,519,906)
EXPENDITURES				
Current				
General government	-	24,600	6,200	18,400
Public safety	-	4,482	-	4,482
Cultural recreation	-	316,975	161,040	155,935
Capital outlay	20,350,000	63,528,001	12,624,037	50,903,964
Debt service				
Principal retirement	-	-	700	(700)
Total expenditures	20,350,000	63,874,058	12,791,977	51,082,081
Excess (deficiency) of revenues over expenditures	(350,000)	(16,253,502)	(6,691,327)	9,562,175
OTHER FINANCING SOURCES (USES)				
Transfers in	350,000	437,140	437,140	-
Subscription liabilities issued	-	-	10,500	10,500
Total other financing sources (uses)	350,000	437,140	447,640	10,500
Net change in fund balances	20,700,000	64,311,198	13,239,617	(51,071,581)
Fund balances, beginning of year	-	(64,311,198)	20,439,858	84,751,056
Fund balances, end of year	$ -	$ -	$ 33,679,475	$ 33,679,475

FLAGLER COUNTY, FLORIDA
SCHEDULE OF REVENUES, EXPENDITURES AND CHANGES IN FUND BALANCES - BUDGET AND ACTUAL
COUNTY TRANSPORTATION TRUST
FOR THE FISCAL YEAR ENDED SEPTEMBER 30, 2025

	BUDGETED AMOUNTS			
	ORIGINAL	FINAL	ACTUAL	VARIANCE WITH FINAL BUDGET
REVENUES				
Taxes	$ 1,049,682	$ 1,049,682	$ 1,158,694	$ 109,012
Intergovernmental	1,987,413	1,987,413	2,007,684	20,271
Charges for services	171,984	171,984	-	(171,984)
Investment income	100,000	100,000	226,775	126,775
Miscellaneous	1,000	1,000	8,077	7,077
Total revenues	3,310,079	3,310,079	3,401,230	91,151
EXPENDITURES				
Current				
Transportation	6,783,216	8,097,276	3,300,195	4,797,081
Capital outlay	603,200	792,128	648,321	143,807
Debt service				
Principal retirement	110,267	110,267	226,064	(115,797)
Interest	11,262	11,262	16,074	(4,812)
Total expenditures	7,507,945	9,010,933	4,190,654	4,820,279
Excess (deficiency) of revenues over expenditures	(4,197,866)	(5,700,854)	(789,424)	4,911,430
OTHER FINANCING SOURCES (USES)				
Transfers in	250,000	250,000	250,000	-
Transfers out	-	(81,650)	(81,650)	-
Lease liabilities issued	-	-	152,118	152,118
Proceeds from sale of capital assets	-	-	21,735	21,735
Total other financing sources (uses)	250,000	168,350	342,203	173,853
Net change in fund balances	(3,947,866)	(5,532,504)	(447,221)	5,085,283
Fund balances, beginning of year	3,947,866	5,532,504	5,664,554	132,050
Fund balances, end of year	$ -	$ -	$ 5,217,333	$ 5,217,333

FLAGLER COUNTY, FLORIDA
SCHEDULE OF REVENUES, EXPENDITURES AND CHANGES IN FUND BALANCES - BUDGET AND ACTUAL
LEGAL AID
FOR THE FISCAL YEAR ENDED SEPTEMBER 30, 2025

	BUDGETED AMOUNTS			
	ORIGINAL	FINAL	ACTUAL	VARIANCE WITH FINAL BUDGET
REVENUES				
Fines and forfeitures	$ 18,300	$ 21,880	$ 21,889	$ 9
Investment income	10	10	-	(10)
Total revenues	18,310	21,890	21,889	(1)
EXPENDITURES				
Current				
Court related	45,054	45,054	45,053	1
Excess (deficiency) of revenues over expenditures	45,054	45,054	45,053	1
OTHER FINANCING SOURCES (USES)				
Transfers in	26,744	26,744	26,744	-
Transfers out	-	(3,580)	(3,580)	-
Total other financing sources (uses)	26,744	23,164	23,164	-
Fund balances, beginning of year	-	-	-	-
Fund balances, end of year	$ -	$ -	$ -	$ -

FLAGLER COUNTY, FLORIDA
SCHEDULE OF REVENUES, EXPENDITURES AND CHANGES IN FUND BALANCES - BUDGET AND ACTUAL
LAW ENFORCEMENT TRUST
FOR THE FISCAL YEAR ENDED SEPTEMBER 30, 2025

	BUDGETED AMOUNTS			
	ORIGINAL	FINAL	ACTUAL	VARIANCE WITH FINAL BUDGET
REVENUES				
Fines and forfeitures	$ 100,000	$ 100,000	$ 160,616	$ 60,616
Investment income	1,000	1,000	2,991	1,991
Total revenues	101,000	101,000	163,607	62,607
EXPENDITURES				
Current				
Public safety	195,740	206,757	198,058	8,699
Excess (deficiency) of revenues over expenditures	(94,740)	(105,757)	(34,451)	53,908
Fund balances, beginning of year	94,740	105,757	105,756	53,908
Fund balances, end of year	$ -	$ -	$ 71,305	$ 71,305

FLAGLER COUNTY, FLORIDA
SCHEDULE OF REVENUES, EXPENDITURES AND CHANGES IN FUND BALANCES - BUDGET AND ACTUAL
LAW LIBRARY
FOR THE FISCAL YEAR ENDED SEPTEMBER 30, 2025

	BUDGETED AMOUNTS			
	ORIGINAL	FINAL	ACTUAL	VARIANCE WITH FINAL BUDGET
REVENUES				
Fines and forfeitures	$ 18,300	$ 22,700	$ 21,887	$ (813)
EXPENDITURES				
Current				
Court related	50	-	-	-
Capital outlay	13,840	13,078	13,077	1
Total expenditures	13,840	13,078	13,077	1
Excess (deficiency) of revenues over expenditures	4,460	9,622	8,810	(814)
OTHER FINANCING SOURCES (USES)				
Transfers out	(4,410)	(9,622)	(8,810)	812
Fund balances, beginning of year	-	-	-	(2)
Fund balances, end of year	$ -	$ -	$ -	$ -

FLAGLER COUNTY, FLORIDA
SCHEDULE OF REVENUES, EXPENDITURES AND CHANGES IN FUND BALANCES - BUDGET AND ACTUAL
COURT FACILITIES
FOR THE FISCAL YEAR ENDED SEPTEMBER 30, 2025

	BUDGETED AMOUNTS			
	ORIGINAL	FINAL	ACTUAL	VARIANCE WITH FINAL BUDGET
REVENUES				
Fines and forfeitures	$ 175,000	$ 175,000	$ 241,307	$ 66,307
Investment income	1,500	1,500	13,471	11,971
Total revenues	176,500	176,500	254,778	78,278
EXPENDITURES				
Current				
Court related	410,905	497,488	182,514	314,974
Excess (deficiency) of revenues over expenditures	(234,405)	(320,988)	72,264	(236,696)
Fund balances, beginning of year	-	-	324,727	324,727
Fund balances, end of year	$ -	$ -	$ 324,727	$ 324,727

FLAGLER COUNTY, FLORIDA
SCHEDULE OF REVENUES, EXPENDITURES AND CHANGES IN FUND BALANCES - BUDGET AND ACTUAL
TOURIST DEVELOPMENT TAX - CAPITAL PROJECTS
FOR THE FISCAL YEAR ENDED SEPTEMBER 30, 2025

	BUDGETED AMOUNTS			
	ORIGINAL	FINAL	ACTUAL	VARIANCE WITH FINAL BUDGET
REVENUES				
Taxes	$ 880,000	$ 880,000	$ 886,975	$ 6,975
Investment income	75,000	75,000	273,551	198,551
Total revenues	955,000	955,000	1,160,526	205,526
EXPENDITURES				
Current				
Cultural recreation	31,400	955,142	26,757	928,385
Capital outlay	6,107,378	5,534,948	30,000	5,504,948
Total expenditures	6,138,778	6,490,090	56,757	6,433,333
Excess (deficiency) of revenues over expenditures	(5,183,778)	(5,535,090)	1,103,769	6,638,859
OTHER FINANCING SOURCES (USES)				
Transfers in	5,000	5,000	4,485	(515)
Net change in fund balances	(5,178,778)	(5,530,090)	1,108,254	6,638,344
Fund balances, beginning of year	5,178,778	5,530,090	5,572,667	42,577
Fund balances, end of year	$ -	$ -	$ 6,680,921	$ 6,680,921

FLAGLER COUNTY, FLORIDA
SCHEDULE OF REVENUES, EXPENDITURES AND CHANGES IN FUND BALANCES - BUDGET AND ACTUAL
TOURIST DEVELOPMENT TAX - PROMOTION AND ADVERTISING
FOR THE FISCAL YEAR ENDED SEPTEMBER 30, 2025

	BUDGETED AMOUNTS			
	ORIGINAL	FINAL	ACTUAL	VARIANCE WITH FINAL BUDGET
REVENUES				
Taxes	$ 2,640,000	$ 2,640,000	$ 2,660,926	$ 20,926
Investment income	75,000	75,000	251,448	176,448
Miscellaneous	-	-	1,695	1,695
Total revenues	2,715,000	2,715,000	2,914,069	199,069
EXPENDITURES				
Current				
Economic environment	7,735,083	3,106,286	2,018,198	1,088,088
Capital outlay	-	4,999,994	38,863	4,961,131
Debt service				
Principal retirement	-	-	94,541	(94,541)
Interest	-	-	6,549	(6,549)
Total expenditures	7,735,083	8,106,280	2,158,151	5,948,129
Excess (deficiency) of revenues over expenditures	(5,020,083)	(5,391,280)	755,918	6,147,198
OTHER FINANCING SOURCES (USES)				
Transfers in	15,000	15,000	13,454	(1,546)
Transfers out	-	(23,242)	(23,242)	-
Subscription liabilities issued	-	-	38,474	38,474
Lease liabilities issued	-	-	389	389
Proceeds from sale of capital assets	-	-	8,000	8,000
Total other financing sources (uses)	15,000	(8,242)	37,075	45,317
Net change in fund balances	(5,005,083)	(5,399,522)	792,993	6,192,515
Fund balances, beginning of year	5,005,083	5,399,522	5,451,811	52,289
Fund balances, end of year	$ -	$ -	$ 6,244,804	$ 6,244,804

FLAGLER COUNTY, FLORIDA
SCHEDULE OF REVENUES, EXPENDITURES AND CHANGES IN FUND BALANCES - BUDGET AND ACTUAL
OPIOID SETTLEMENT
FOR THE FISCAL YEAR ENDED SEPTEMBER 30, 2025

	BUDGETED AMOUNTS			
	ORIGINAL	FINAL	ACTUAL	VARIANCE WITH FINAL BUDGET
REVENUES				
Investment income	$ -	$ -	$ 14,948	$ 14,948
Miscellaneous	-	211,528	222,337	10,809
Total revenues	-	211,528	237,285	25,757
EXPENDITURES				
Current				
Human services	65,396	422,077	-	422,077
Excess (deficiency) of revenues over expenditures	(65,396)	(210,549)	237,285	447,834
Fund balances, beginning of year	65,396	210,549	211,894	1,345
Fund balances, end of year	$ -	$ -	$ 449,179	$ 449,179

FLAGLER COUNTY, FLORIDA
SCHEDULE OF REVENUES, EXPENDITURES AND CHANGES IN FUND BALANCES - BUDGET AND ACTUAL
ENVIRONMENTALLY SENSITIVE LANDS
FOR THE FISCAL YEAR ENDED SEPTEMBER 30, 2025

	BUDGETED AMOUNTS			
	ORIGINAL	FINAL	ACTUAL	VARIANCE WITH FINAL BUDGET
REVENUES				
Investment income	$ 50	$ 50	$ 3,547	$ 3,497
EXPENDITURES				
Current				
Physical environment	3,100	3,675	-	3,675
Capital outlay	35,589	78,077	-	78,077
Total expenditures	38,689	81,752	-	81,752
Excess (deficiency) of revenues over expenditures	(38,639)	(81,702)	3,547	85,249
Fund balances, beginning of year	38,639	81,702	82,223	521
Fund balances, end of year	$ -	$ -	$ 85,770	$ 85,770

FLAGLER COUNTY, FLORIDA
SCHEDULE OF REVENUES, EXPENDITURES AND CHANGES IN FUND BALANCES - BUDGET AND ACTUAL
ENVIRONMENTALLY SENSITIVE LANDS 2008 REFERENDUM
FOR THE FISCAL YEAR ENDED SEPTEMBER 30, 2025

	BUDGETED AMOUNTS			
	ORIGINAL	FINAL	ACTUAL	VARIANCE WITH FINAL BUDGET
REVENUES				
Taxes	$ 1,956,802	$ 1,956,802	$ 1,989,759	$ 32,957
Intergovernmental	-	-	3,000,000	3,000,000
Investment income	150,000	150,000	431,929	281,929
Total revenues	2,106,802	2,106,802	5,421,688	3,314,886
EXPENDITURES				
Current				
Physical environment	24,500	144,500	76,884	67,616
Capital outlay	10,709,659	10,849,689	4,255,617	6,594,072
Total expenditures	10,734,159	10,994,189	4,332,501	6,661,688
Excess (deficiency) of revenues over expenditures	(8,627,357)	(8,887,387)	1,089,187	9,976,574
Fund balances, beginning of year	8,627,357	8,887,387	8,946,175	58,788
Fund balances, end of year	$ -	$ -	$ 10,035,362	$ 10,035,362

FLAGLER COUNTY, FLORIDA
SCHEDULE OF REVENUES, EXPENDITURES AND CHANGES IN FUND BALANCES - BUDGET AND ACTUAL
UTILITY REGULATORY AUTHORITY
FOR THE FISCAL YEAR ENDED SEPTEMBER 30, 2025

	BUDGETED AMOUNTS			
	ORIGINAL	FINAL	ACTUAL	VARIANCE WITH FINAL BUDGET
REVENUES				
Investment income	$ 50	$ 50	$ -	$ (50)
EXPENDITURES				
Current				
Physical environment	22,286	22,286	-	22,286
Excess (deficiency) of revenues over expenditures	(22,236)	(22,236)	-	22,236
Fund balances, beginning of year	22,236	22,236	22,236	-
Fund balances, end of year	$ -	$ -	$ 22,236	$ 22,236

FLAGLER COUNTY, FLORIDA
SCHEDULE OF REVENUES, EXPENDITURES AND CHANGES IN FUND BALANCES - BUDGET AND ACTUAL
TRANSPORTATION IMPACT FEES - WEST
FOR THE FISCAL YEAR ENDED SEPTEMBER 30, 2025

	BUDGETED AMOUNTS			
	ORIGINAL	FINAL	ACTUAL	VARIANCE WITH FINAL BUDGET
REVENUES				
Investment income	$ 4,000	$ 4,000	$ 4,867	$ 867
EXPENDITURES				
Current				
Transportation	109,757	110,806	-	110,806
Excess (deficiency) of revenues over expenditures	(105,757)	(106,806)	4,867	111,673
Fund balances, beginning of year	-	-	108,042	108,042
Fund balances, end of year	$ -	$ -	$ 108,042	$ 108,042

FLAGLER COUNTY, FLORIDA
SCHEDULE OF REVENUES, EXPENDITURES AND CHANGES IN FUND BALANCES - BUDGET AND ACTUAL
TRANSPORTATION IMPACT FEES - EAST
FOR THE FISCAL YEAR ENDED SEPTEMBER 30, 2025

	BUDGETED AMOUNTS			
	ORIGINAL	FINAL	ACTUAL	VARIANCE WITH FINAL BUDGET
REVENUES				
Intergovernmental	$ -	$ 6,119,841	$ 5,594,248	$ (525,593)
Investment income	40,000	40,000	57,334	17,334
Miscellaneous	-	1,000,000	-	(1,000,000)
Total revenues	40,000	7,159,841	5,651,582	(1,508,259)
EXPENDITURES				
Current				
Transportation	981,344	8,101,185	6,774,263	1,326,922
Excess (deficiency) of revenues over expenditures	(941,344)	(941,344)	(1,122,681)	(181,337)
Fund balances, beginning of year	941,344	941,344	2,334,362	1,393,018
Fund balances, end of year	$ -	$ -	$ 1,211,681	$ 1,211,681

FLAGLER COUNTY, FLORIDA
SCHEDULE OF REVENUES, EXPENDITURES AND CHANGES IN FUND BALANCES - BUDGET AND ACTUAL
NEW TRANSPORTATION IMPACT FEES - EAST
FOR THE FISCAL YEAR ENDED SEPTEMBER 30, 2025

	BUDGETED AMOUNTS			
	ORIGINAL	FINAL	ACTUAL	VARIANCE WITH FINAL BUDGET
REVENUES				
Investment income	$ 5,000	$ 5,000	$ 25,030	$ 20,030
EXPENDITURES				
Current				
Transportation	199,366	737,131	474,677	262,454
Excess (deficiency) of revenues over expenditures	(194,366)	(732,131)	(449,647)	282,484
Fund balances, beginning of year	194,366	732,131	741,534	9,403
Fund balances, end of year	$ -	$ -	$ 291,887	$ 291,887

FLAGLER COUNTY, FLORIDA
SCHEDULE OF REVENUES, EXPENDITURES AND CHANGES IN FUND BALANCES - BUDGET AND ACTUAL
TRANSPORTATION IMPACT FEES - DISTRICT 1
FOR THE FISCAL YEAR ENDED SEPTEMBER 30, 2025

	BUDGETED AMOUNTS			
	ORIGINAL	FINAL	ACTUAL	VARIANCE WITH FINAL BUDGET
REVENUES				
Special assessments	$ 210,000	$ 210,000	$ 411,084	$ 201,084
Investment income	10,000	10,000	44,887	34,887
Total revenues	220,000	220,000	455,971	235,971
EXPENDITURES				
Current				
Transportation	905,833	1,024,696	386,357	638,339
Excess (deficiency) of revenues over expenditures	(685,833)	(804,696)	69,614	874,310
Fund balances, beginning of year	685,833	804,696	813,072	8,376
Fund balances, end of year	$ -	$ -	$ 882,686	$ 882,686

FLAGLER COUNTY, FLORIDA
SCHEDULE OF REVENUES, EXPENDITURES AND CHANGES IN FUND BALANCES - BUDGET AND ACTUAL
TRANSPORTATION IMPACT FEES - DISTRICT 2
FOR THE FISCAL YEAR ENDED SEPTEMBER 30, 2025

	BUDGETED AMOUNTS			
	ORIGINAL	FINAL	ACTUAL	VARIANCE WITH FINAL BUDGET
REVENUES				
Special assessments	$ 115,000	$ 115,000	$ 94,313	$ (20,687)
Investment income	10,000	10,000	25,095	15,095
Total revenues	125,000	125,000	119,408	(5,592)
EXPENDITURES				
Current				
Transportation	659,684	648,403	-	648,403
Excess (deficiency) of revenues over expenditures	(534,684)	(523,403)	119,408	642,811
Fund balances, beginning of year	534,684	523,403	529,256	5,853
Fund balances, end of year	$ -	$ -	$ 648,664	$ 648,664

FLAGLER COUNTY, FLORIDA
SCHEDULE OF REVENUES, EXPENDITURES AND CHANGES IN FUND BALANCES - BUDGET AND ACTUAL
PARK IMPACT FEES
FOR THE FISCAL YEAR ENDED SEPTEMBER 30, 2025

	BUDGETED AMOUNTS			
	ORIGINAL	FINAL	ACTUAL	VARIANCE WITH FINAL BUDGET
REVENUES				
Investment income	$ 10,100	$ 10,100	$ 32,333	$ 22,233
EXPENDITURES				
Current				
Cultural recreation	-	23,355	-	23,355
Capital outlay	352,312	712,645	18,794	693,851
Total expenditures	352,312	759,355	18,794	23,355
Excess (deficiency) of revenues over expenditures	(342,212)	759,355	18,794	740,561
Fund balances, beginning of year	342,212	749,255	730,555	(18,700)
Fund balances, end of year	$ -	$ -	$ 744,094	$ 744,094

FLAGLER COUNTY, FLORIDA
SCHEDULE OF REVENUES, EXPENDITURES AND CHANGES IN FUND BALANCES - BUDGET AND ACTUAL
NEW PARK IMPACT FEES
FOR THE FISCAL YEAR ENDED SEPTEMBER 30, 2025

	BUDGETED AMOUNTS			
	ORIGINAL	FINAL	ACTUAL	VARIANCE WITH FINAL BUDGET
REVENUES				
Special assessments	$ 87,500	$ 87,500	$ 140,842	$ 53,342
Investment income	1,140	1,140	13,152	12,012
Total revenues	88,640	88,640	153,994	65,354
EXPENDITURES				
Current				
Cultural recreation	160,257	182,344	-	182,344
Capital outlay	127,278	186,759	48,924	137,835
Total expenditures	287,535	369,103	48,924	320,179
Excess (deficiency) of revenues over expenditures	(198,895)	(280,463)	105,070	385,533
Fund balances, beginning of year	198,895	280,463	281,896	1,433
Fund balances, end of year	$ -	$ -	$ 386,966	$ 386,966

FLAGLER COUNTY, FLORIDA
SCHEDULE OF REVENUES, EXPENDITURES AND CHANGES IN FUND BALANCES - BUDGET AND ACTUAL
LAW ENFORCEMENT IMPACT FEES
FOR THE FISCAL YEAR ENDED SEPTEMBER 30, 2025

	BUDGETED AMOUNTS			
	ORIGINAL	FINAL	ACTUAL	VARIANCE WITH FINAL BUDGET
REVENUES				
Special assessments	$ 55,500	$ 55,500	$ 479,590	$ 424,090
Investment income	55	55	54,988	54,933
Total revenues	55,555	55,555	534,578	479,023
EXPENDITURES				
Current				
Public safety	535,582	805,369	-	805,369
Excess (deficiency) of revenues over expenditures	(480,027)	(749,814)	534,578	1,284,392
Fund balances, beginning of year	480,027	749,814	1,079,420	329,606
Fund balances, end of year	$ -	$ -	$ 1,613,998	$ 1,613,998

FLAGLER COUNTY, FLORIDA
SCHEDULE OF REVENUES, EXPENDITURES AND CHANGES IN FUND BALANCES - BUDGET AND ACTUAL
FIRE RESCUE IMPACT FEES
FOR THE FISCAL YEAR ENDED SEPTEMBER 30, 2025

	BUDGETED AMOUNTS			
	ORIGINAL	FINAL	ACTUAL	VARIANCE WITH FINAL BUDGET
REVENUES				
Special assessments	$ 200,000	$ 200,000	$ 340,054	$ 140,054
Investment income	1,000	1,000	43,651	42,651
Total revenues	201,000	201,000	383,705	182,705
EXPENDITURES				
Current				
Public safety	899,542	999,024	-	999,024
Excess (deficiency) of revenues over expenditures	(698,542)	(798,024)	383,705	1,181,729
Fund balances, beginning of year	698,542	798,024	803,485	5,461
Fund balances, end of year	$ -	$ -	$ 1,187,190	$ 1,187,190

FLAGLER COUNTY, FLORIDA
SCHEDULE OF REVENUES, EXPENDITURES AND CHANGES IN FUND BALANCES - BUDGET AND ACTUAL
EMERGENCY SERVICES IMPACT FEES
FOR THE FISCAL YEAR ENDED SEPTEMBER 30, 2025

	BUDGETED AMOUNTS			
	ORIGINAL	FINAL	ACTUAL	VARIANCE WITH FINAL BUDGET
REVENUES				
Special assessments	$ 78,000	$ 78,000	$ 145,237	$ 67,237
Investment income	500	500	14,362	13,862
Total revenues	78,500	78,500	159,599	81,099
EXPENDITURES				
Current				
Public safety	297,460	297,876	-	297,876
Excess (deficiency) of revenues over expenditures	(218,960)	(219,376)	159,599	378,975
Fund balances, beginning of year	218,960	219,376	313,569	94,193
Fund balances, end of year	$ -	$ -	$ 473,168	$ 473,168

FLAGLER COUNTY, FLORIDA
SCHEDULE OF REVENUES, EXPENDITURES AND CHANGES IN FUND BALANCES - BUDGET AND ACTUAL
LIBRARY IMPACT FEES
FOR THE FISCAL YEAR ENDED SEPTEMBER 30, 2025

	BUDGETED AMOUNTS			
	ORIGINAL	FINAL	ACTUAL	VARIANCE WITH FINAL BUDGET
REVENUES				
Special assessments	$ 70,000	$ 70,000	$ 588,289	$ 518,289
Investment income	100	100	25,741	25,641
Total revenues	70,100	70,100	614,030	543,930
EXPENDITURES				
Current				
Cultural recreation	116,873	60,485	-	60,485
Capital outlay	-	1,230,418	1,230,417	1
Total expenditures	116,873	1,290,903	1,230,417	60,486
Excess (deficiency) of revenues over expenditures	(46,773)	(1,220,803)	(616,387)	604,416
Fund balances, beginning of year	46,773	1,220,803	1,226,203	5,400
Fund balances, end of year	$ -	$ -	$ 609,816	$ 609,816

FLAGLER COUNTY, FLORIDA
SCHEDULE OF REVENUES, EXPENDITURES AND CHANGES IN FUND BALANCES - BUDGET AND ACTUAL
ECONOMIC DEVELOPMENT
FOR THE FISCAL YEAR ENDED SEPTEMBER 30, 2025

	BUDGETED AMOUNTS			
	ORIGINAL	FINAL	ACTUAL	VARIANCE WITH FINAL BUDGET
REVENUES				
Investment income	$ 1,500	$ 1,500	$ 3,309	$ 1,809
EXPENDITURES				
Current				
Economic environment	144,688	148,403	6,000	142,403
Excess (deficiency) of revenues over expenditures	(143,188)	(146,903)	(2,691)	144,212
Fund balances, beginning of year	143,188	146,903	146,904	1
Fund balances, end of year	$ -	$ -	$ 144,213	$ 144,213

FLAGLER COUNTY, FLORIDA
SCHEDULE OF REVENUES, EXPENDITURES AND CHANGES IN FUND BALANCES - BUDGET AND ACTUAL
DAYTONA NORTH SERVICE DISTRICT
FOR THE FISCAL YEAR ENDED SEPTEMBER 30, 2025

	BUDGETED AMOUNTS			
	ORIGINAL	FINAL	ACTUAL	VARIANCE WITH FINAL BUDGET
REVENUES				
Investment income	$ 5,000	$ 5,000	$ 3,455	$ (1,545)
EXPENDITURES				
Current				
General government	26,500	26,500	12,834	13,666
Transportation	154,684	493,006	12,483	480,523
Total expenditures	181,184	519,506	25,317	494,189
Excess (deficiency) of revenues over expenditures	(176,184)	(514,506)	(21,862)	492,644
Fund balances, beginning of year	176,184	514,506	96,118	(418,388)
Fund balances, end of year	$ -	$ -	$ 74,256	$ 74,256

FLAGLER COUNTY, FLORIDA
SCHEDULE OF REVENUES, EXPENDITURES AND CHANGES IN FUND BALANCES - BUDGET AND ACTUAL
STATE HOUSING INITIATIVE
FOR THE FISCAL YEAR ENDED SEPTEMBER 30, 2025

	BUDGETED AMOUNTS			
	ORIGINAL	FINAL	ACTUAL	VARIANCE WITH FINAL BUDGET
REVENUES				
Intergovernmental	$ 1,002,249	$ 1,049,209	$ 1,005,178	$ (44,031)
Investment income	40,000	40,000	55,511	15,511
Miscellaneous	-	-	77,238	77,238
Total revenues	1,042,249	1,089,209	1,137,927	48,718
EXPENDITURES				
Current				
Economic environment	1,042,249	3,514,305	1,061,918	2,452,387
Excess (deficiency) of revenues over expenditures	-	(2,425,096)	76,009	2,501,105
OTHER FINANCING SOURCES (USES)				
Transfers out	-	(15,735)	(15,735)	-
Net change in fund balances	-	(2,440,831)	60,274	2,501,105
Fund balances, beginning of year	-	2,440,831	2,341,569	(99,262)
Fund balances, end of year	$ -	$ -	$ 2,401,843	$ 2,401,843

FLAGLER COUNTY, FLORIDA
SCHEDULE OF REVENUES, EXPENDITURES AND CHANGES IN FUND BALANCES - BUDGET AND ACTUAL
CDBG NEIGHBORHOOD STABILIZATION
FOR THE FISCAL YEAR ENDED SEPTEMBER 30, 2025

	BUDGETED AMOUNTS			
	ORIGINAL	FINAL	ACTUAL	VARIANCE WITH FINAL BUDGET
EXPENDITURES				
Current				
Economic environment	$ 29,550	$ 50,518	$ -	$ 50,518
Excess (deficiency) of revenues over expenditures	29,550	50,518	-	50,518
Fund balances, beginning of year	29,550	50,518	29,550	(20,968)
Fund balances, end of year	$ -	$ -	$ 29,550	$ 29,550

FLAGLER COUNTY, FLORIDA
SCHEDULE OF REVENUES, EXPENDITURES AND CHANGES IN FUND BALANCES - BUDGET AND ACTUAL
BIMINI GARDENS MUNICIPAL SERVICE
FOR THE FISCAL YEAR ENDED SEPTEMBER 30, 2025

	BUDGETED AMOUNTS			
	ORIGINAL	FINAL	ACTUAL	VARIANCE WITH FINAL BUDGET
REVENUES				
Investment income	$ 50	$ 50	$ -	$ (50)
EXPENDITURES				
Current				
Transportation	42,801	41,457	-	41,457
Excess (deficiency) of revenues over expenditures	(42,751)	(41,407)	-	41,407
Fund balances, beginning of year	42,751	41,407	37,950	(3,457)
Fund balances, end of year	$ -	$ -	$ 37,950	$ 37,950

FLAGLER COUNTY, FLORIDA
SCHEDULE OF REVENUES, EXPENDITURES AND CHANGES IN FUND BALANCES - BUDGET AND ACTUAL
ESPANOLA MOSQUITO CONTROL
FOR THE FISCAL YEAR ENDED SEPTEMBER 30, 2025

	BUDGETED AMOUNTS			
	ORIGINAL	FINAL	ACTUAL	VARIANCE WITH FINAL BUDGET
REVENUES				
Special assessments	$ 1,400	$ 1,400	$ 1,605	$ 205
Investment income	50	50	1	(49)
Total revenues	1,450	1,450	1,606	156
EXPENDITURES				
Current				
Human services	23,041	26,932	3,930	23,002
Excess (deficiency) of revenues over expenditures	(21,591)	(25,482)	(2,324)	23,158
OTHER FINANCING SOURCES (USES)				
Transfers in	7	7	5	(2)
Net change in fund balances	(21,584)	(25,475)	(2,319)	23,156
Fund balances, beginning of year	21,584	25,475	25,275	(200)
Fund balances, end of year	$ -	$ -	$ 22,956	$ 22,956

FLAGLER COUNTY, FLORIDA
SCHEDULE OF REVENUES, EXPENDITURES AND CHANGES IN FUND BALANCES - BUDGET AND ACTUAL
RIMA RIDGE MOSQUITO CONTROL
FOR THE FISCAL YEAR ENDED SEPTEMBER 30, 2025

	BUDGETED AMOUNTS			
	ORIGINAL	FINAL	ACTUAL	VARIANCE WITH FINAL BUDGET
REVENUES				
Special assessments	$ 2,000	$ 2,000	$ 2,059	$ 59
Intergovernmental	-	-	6,134	6,134
Investment income	100	100	874	774
Total revenues	2,100	2,100	9,067	6,967
EXPENDITURES				
Current				
Human services	45,034	46,420	6,467	39,953
Excess (deficiency) of revenues over expenditures	(42,934)	(44,320)	2,600	46,920
OTHER FINANCING SOURCES (USES)				
Transfers in	10	10	7	(3)
Net change in fund balances	(42,924)	(44,310)	2,607	46,917
Fund balances, beginning of year	42,924	44,310	50,020	5,710
Fund balances, end of year	$ -	$ -	$ 52,627	$ 52,627

FLAGLER COUNTY, FLORIDA
SCHEDULE OF REVENUES, EXPENDITURES AND CHANGES IN FUND BALANCES - BUDGET AND ACTUAL
BUILDING DEPARTMENT
FOR THE FISCAL YEAR ENDED SEPTEMBER 30, 2025

	BUDGETED AMOUNTS			
	ORIGINAL	FINAL	ACTUAL	VARIANCE WITH FINAL BUDGET
REVENUES				
Licenses and permits	$ 1,272,885	$ 1,272,885	$ 1,573,752	$ 300,867
Charges for services	3,000	3,000	6,771	3,771
Fines and forfeitures	2,000	2,000	14,815	12,815
Investment income	42,000	42,000	88,040	46,040
Miscellaneous	160,200	160,200	6,152	(154,048)
Total revenues	1,480,085	1,480,085	1,689,530	209,445
EXPENDITURES				
Current				
Public safety	2,629,852	3,153,502	1,499,608	1,653,894
Capital outlay	-	-	88,723	(88,723)
Debt service				
Principal retirement	-	-	11,250	(11,250)
Interest	-	-	1,567	(1,567)
Total expenditures	2,629,852	3,153,502	1,601,148	1,552,354
Excess (deficiency) of revenues over expenditures	(1,149,767)	(1,673,417)	88,382	1,761,799
OTHER FINANCING SOURCES (USES)				
Transfers out	-	(52,856)	(52,856)	-
Lease liabilities issued	-	-	88,841	88,841
Proceeds from sale of capital assets	-	-	16,175	16,175
Total other financing sources (uses)	-	(52,856)	52,160	105,016
Net change in fund balances	(1,149,767)	(1,726,273)	140,542	1,866,815
Fund balances, beginning of year	1,149,767	1,726,273	1,726,974	701
Fund balances, end of year	$ -	$ -	$ 1,867,516	$ 1,867,516

FLAGLER COUNTY, FLORIDA
SCHEDULE OF REVENUES, EXPENDITURES AND CHANGES IN FUND BALANCES - BUDGET AND ACTUAL
DOMESTIC VIOLENCE
FOR THE FISCAL YEAR ENDED SEPTEMBER 30, 2025

	BUDGETED AMOUNTS			
	ORIGINAL	FINAL	ACTUAL	VARIANCE WITH FINAL BUDGET
REVENUES				
Fines and forfeitures	$ 10,000	$ 10,000	$ 12,592	$ 2,592
Investment income	50	50	2,407	2,357
Total revenues	10,050	10,050	14,999	4,949
EXPENDITURES				
Current				
Court related	73,519	79,330	-	79,330
Excess (deficiency) of revenues over expenditures	(63,469)	(69,280)	14,999	84,279
Fund balances, beginning of year	63,469	69,280	69,635	355
Fund balances, end of year	$ -	$ -	$ 84,634	$ 84,634

FLAGLER COUNTY, FLORIDA
SCHEDULE OF REVENUES, EXPENDITURES AND CHANGES IN FUND BALANCES - BUDGET AND ACTUAL
ALCOHOL AND OTHER DRUG TRUST
FOR THE FISCAL YEAR ENDED SEPTEMBER 30, 2025

	BUDGETED AMOUNTS			
	ORIGINAL	FINAL	ACTUAL	VARIANCE WITH FINAL BUDGET
REVENUES				
Fines and forfeitures	$ 8,000	$ 8,000	$ 12,851	$ 4,851
Investment income	50	50	1,922	1,872
Total revenues	8,050	8,050	14,773	6,723
EXPENDITURES				
Current				
Court related	54,156	57,434	8,751	48,683
Excess (deficiency) of revenues over expenditures	(46,106)	(49,384)	6,022	55,406
Fund balances, beginning of year	46,106	49,384	49,667	283
Fund balances, end of year	$ -	$ -	$ 55,689	$ 55,689

FLAGLER COUNTY, FLORIDA
SCHEDULE OF REVENUES, EXPENDITURES AND CHANGES IN FUND BALANCES - BUDGET AND ACTUAL
COURT TECHNOLOGY
FOR THE FISCAL YEAR ENDED SEPTEMBER 30, 2025

	BUDGETED AMOUNTS			
	ORIGINAL	FINAL	ACTUAL	VARIANCE WITH FINAL BUDGET
REVENUES				
Fines and forfeitures	$ 290,000	$ 290,000	$ 308,084	$ 18,084
Investment income	3,000	3,000	29,238	26,238
Miscellaneous	-	-	2,900	2,900
Total revenues	293,000	293,000	340,222	47,222
EXPENDITURES				
Current				
Court related	769,142	735,747	373,835	361,912
Capital outlay	156,675	311,400	278,837	32,563
Total expenditures	925,817	1,047,147	652,672	394,475
Excess (deficiency) of revenues over expenditures	(632,817)	(754,147)	(312,450)	441,697
Fund balances, beginning of year	632,817	754,147	763,447	9,300
Fund balances, end of year	$ -	$ -	$ 450,997	$ 450,997

FLAGLER COUNTY, FLORIDA
SCHEDULE OF REVENUES, EXPENDITURES AND CHANGES IN FUND BALANCES - BUDGET AND ACTUAL
JUVENILE DIVERSION
FOR THE FISCAL YEAR ENDED SEPTEMBER 30, 2025

	BUDGETED AMOUNTS			
	ORIGINAL	FINAL	ACTUAL	VARIANCE WITH FINAL BUDGET
REVENUES				
Fines and forfeitures	$ 18,300	$ 21,934	$ 21,933	$ (1)
OTHER FINANCING SOURCES (USES)				
Transfers out	(18,300)	(21,934)	(21,933)	1
Net change in fund balances	-	-	-	-
Fund balances, beginning of year	-	-	-	-
Fund balances, end of year	$ -	$ -	$ -	$ -

FLAGLER COUNTY, FLORIDA
SCHEDULE OF REVENUES, EXPENDITURES AND CHANGES IN FUND BALANCES - BUDGET AND ACTUAL
CRIME PREVENTION
FOR THE FISCAL YEAR ENDED SEPTEMBER 30, 2025

	BUDGETED AMOUNTS			
	ORIGINAL	FINAL	ACTUAL	VARIANCE WITH FINAL BUDGET
REVENUES				
Fines and forfeitures	$ 29,000	$ 29,000	$ 34,793	$ 5,793
Investment income	150	150	5,047	4,897
Total revenues	29,150	29,150	39,840	10,690
EXPENDITURES				
Current				
Public safety	11,200	50,200	30,000	20,200
Court related	136,541	103,001	-	103,001
Total expenditures	147,741	153,201	30,000	123,201
Excess (deficiency) of revenues over expenditures	(118,591)	(124,051)	9,840	133,891
Fund balances, beginning of year	118,591	124,051	124,790	739
Fund balances, end of year	$ -	$ -	$ 134,630	$ 134,630

FLAGLER COUNTY, FLORIDA
SCHEDULE OF REVENUES, EXPENDITURES AND CHANGES IN FUND BALANCES - BUDGET AND ACTUAL
COURT INNOVATIONS
FOR THE FISCAL YEAR ENDED SEPTEMBER 30, 2025

	BUDGETED AMOUNTS			
	ORIGINAL	FINAL	ACTUAL	VARIANCE WITH FINAL BUDGET
REVENUES				
Fines and forfeitures	$ 18,300	$ 18,300	$ 21,923	$ 3,623
Investment income	20	20	4,861	4,841
Total revenues	18,320	18,320	26,784	8,464
EXPENDITURES				
Current				
Court related	225,976	277,807	173,201	104,606
Excess (deficiency) of revenues over expenditures	(207,656)	(259,487)	(146,417)	(96,142)
OTHER FINANCING SOURCES (USES)				
Transfers in	186,685	199,111	198,297	(814)
Transfers out	-	(18)	(18)	-
Total other financing sources (uses)	186,685	199,093	198,279	(814)
Net change in fund balances	(20,971)	(60,394)	51,862	112,256
Fund balances, beginning of year	20,971	60,394	66,504	6,110
Fund balances, end of year	$ -	$ -	$ 118,366	$ 118,366

FLAGLER COUNTY, FLORIDA
SCHEDULE OF REVENUES, EXPENDITURES AND CHANGES IN FUND BALANCES - BUDGET AND ACTUAL
TEEN COURT
FOR THE FISCAL YEAR ENDED SEPTEMBER 30, 2025

	BUDGETED AMOUNTS			
	ORIGINAL	FINAL	ACTUAL	VARIANCE WITH FINAL BUDGET
REVENUES				
Fines and forfeitures	$ 20,500	$ 20,500	$ 26,195	$ 5,695
Investment income	50	50	1,168	1,118
Total revenues	20,550	20,550	27,363	6,813
EXPENDITURES				
Current				
Court related	83,203	92,037	78,131	13,906
Excess (deficiency) of revenues over expenditures	(62,653)	(71,487)	(50,768)	20,719
OTHER FINANCING SOURCES (USES)				
Transfers in	58,757	58,757	58,757	-
Transfers out	-	(4)	(4)	-
Total other financing sources (uses)	58,757	58,753	58,753	-
Net change in fund balances	(3,896)	(12,734)	7,985	20,719
Fund balances, beginning of year	3,896	12,734	12,889	155
Fund balances, end of year	$ -	$ -	$ 20,874	$ 20,874

FLAGLER COUNTY, FLORIDA
SCHEDULE OF REVENUES, EXPENDITURES AND CHANGES IN FUND BALANCES - BUDGET AND ACTUAL
E911
FOR THE FISCAL YEAR ENDED SEPTEMBER 30, 2025

	BUDGETED AMOUNTS			
	ORIGINAL	FINAL	ACTUAL	VARIANCE WITH FINAL BUDGET
REVENUES				
Intergovernmental	$ 480,000	$ 480,000	$ 797,609	$ 317,609
Charges for services	200	200	100	(100)
Investment income	1,000	1,000	47,859	46,859
Total revenues	481,200	481,200	845,568	364,368
EXPENDITURES				
Current				
Public safety	651,728	1,427,366	512,141	915,225
Capital outlay	118,768	69,220	-	69,220
Debt service				
Principal retirement	-	-	63,232	(63,232)
Interest	-	-	2,235	(2,235)
Total expenditures	770,496	1,496,586	577,608	918,978
Excess (deficiency) of revenues over expenditures	(289,296)	(1,015,386)	267,960	1,283,346
OTHER FINANCING SOURCES (USES)				
Transfers out	-	(19,144)	(19,144)	-
Net change in fund balances	(289,296)	(1,034,530)	248,816	1,283,346
Fund balances, beginning of year	289,296	1,034,530	1,038,176	3,646
Fund balances, end of year	$ -	$ -	$ 1,286,992	$ 1,286,992

FLAGLER COUNTY, FLORIDA
SCHEDULE OF REVENUES, EXPENDITURES AND CHANGES IN FUND BALANCES - BUDGET AND ACTUAL
NORTH MALACOMPRA DISTRICT
FOR THE FISCAL YEAR ENDED SEPTEMBER 30, 2025

	BUDGETED AMOUNTS			
	ORIGINAL	FINAL	ACTUAL	VARIANCE WITH FINAL BUDGET
REVENUES				
Special assessments	$ 35,000	$ 35,000	$ 35,099	$ 99
Investment income	7,000	7,000	14,336	7,336
Total revenues	42,000	42,000	49,435	7,435
EXPENDITURES				
Current				
Physical environment	325,613	333,404	3,123	330,281
Excess (deficiency) of revenues over expenditures	(283,613)	(291,404)	46,312	(322,846)
OTHER FINANCING SOURCES (USES)				
Transfers in	160	160	118	(42)
Net change in fund balances	(283,453)	(291,244)	46,430	(322,888)
Fund balances, beginning of year	283,453	291,244	292,686	1,442
Fund balances, end of year	$ -	$ -	$ 339,116	$ 339,116

FLAGLER COUNTY, FLORIDA
SCHEDULE OF REVENUES, EXPENDITURES AND CHANGES IN FUND BALANCES - BUDGET AND ACTUAL
GRANT SPECIAL REVENUE
FOR THE FISCAL YEAR ENDED SEPTEMBER 30, 2025

	BUDGETED AMOUNTS			
	ORIGINAL	FINAL	ACTUAL	VARIANCE WITH FINAL BUDGET
REVENUES				
Intergovernmental	$ 902,806	$ 10,255,946	$ 2,198,828	$ (8,057,118)
Investment income	-	-	3,524	3,524
Total revenues	902,806	10,255,946	2,202,352	(8,053,594)
EXPENDITURES				
Current				
General government	-	125,000	-	125,000
Public safety	236,806	1,049,012	155,291	893,721
Physical environment	-	8,000,000	1,067,153	6,932,847
Cultural recreation	-	45,500	127,256	(81,756)
Capital outlay	740,000	1,490,465	931,613	558,852
Debt service				
Interest	-	-	501	(501)
Total expenditures	976,806	10,709,977	2,281,814	8,428,163
Excess (deficiency) of revenues over expenditures	(74,000)	(454,031)	(79,462)	374,569
OTHER FINANCING SOURCES (USES)				
Transfers in	74,000	353,926	353,926	-
Net change in fund balances	-	(100,105)	274,464	374,569
Fund balances, beginning of year	-	100,105	(3,555)	(103,660)
Fund balances, end of year	$ -	$ -	$ 270,909	$ 270,909

FLAGLER COUNTY, FLORIDA
SCHEDULE OF REVENUES, EXPENDITURES AND CHANGES IN FUND BALANCES - BUDGET AND ACTUAL
COURT OPERATIONS
FOR THE FISCAL YEAR ENDED SEPTEMBER 30, 2025

	BUDGETED AMOUNTS			
	ORIGINAL	FINAL	ACTUAL	VARIANCE WITH FINAL BUDGET
REVENUES				
Intergovernmental	$ 352,461	$ 322,278	$ 426,430	$ 104,152
Charges for services	1,572,500	1,572,500	1,987,848	415,348
Fines and forfeitures	364,500	364,500	489,876	125,376
Total revenues	2,289,461	2,259,278	2,904,154	644,876
EXPENDITURES				
Current				
Court related	2,447,170	2,322,288	2,967,698	(645,410)
Debt service				
Principal retirement	-	8,400	8,367	33
Interest	-	300	303	(3)
Total expenditures	2,447,170	2,330,988	2,976,368	(645,380)
Excess (deficiency) of revenues over expenditures	(157,709)	(71,710)	(72,214)	(504)
OTHER FINANCING SOURCES (USES)				
Transfers in	157,709	71,710	70,000	(1,710)
Net change in fund balances	-	-	(2,214)	(2,214)
Fund balances, beginning of year	-	-	3,775	3,775
Fund balances, end of year	$ -	$ -	$ 1,561	$ 1,561

FLAGLER COUNTY, FLORIDA
SCHEDULE OF REVENUES, EXPENDITURES AND CHANGES IN FUND BALANCES - BUDGET AND ACTUAL
CLERK COURT TECHNOLOGY
FOR THE FISCAL YEAR ENDED SEPTEMBER 30, 2025

	BUDGETED AMOUNTS			
	ORIGINAL	FINAL	ACTUAL	VARIANCE WITH FINAL BUDGET
REVENUES				
Charges for services	$ 270,000	$ 337,000	$ 340,248	$ 3,248
Fines and forfeitures	40,000	-	-	-
Total revenues	310,000	337,000	340,248	3,248
EXPENDITURES				
Current				
Court related	494,359	427,163	398,724	28,439
Capital outlay	-	9,896	26,623	(16,727)
Debt service				
Principal retirement	-	52,400	52,352	48
Interest	-	1,900	1,935	(35)
Total expenditures	494,359	491,359	479,634	11,725
Excess (deficiency) of revenues over expenditures	(184,359)	(154,359)	(139,386)	14,973
OTHER FINANCING SOURCES (USES)				
Subscription liabilities issued	-	-	16,727	16,727
Net change in fund balances	(184,359)	(154,359)	(122,659)	31,700
Fund balances, beginning of year	184,359	154,359	363,528	209,169
Fund balances, end of year	$ -	$ -	$ 240,869	$ 240,869

FLAGLER COUNTY, FLORIDA
SCHEDULE OF REVENUES, EXPENDITURES AND CHANGES IN FUND BALANCES - BUDGET AND ACTUAL
RECORDS MODERNIZATION
FOR THE FISCAL YEAR ENDED SEPTEMBER 30, 2025

	BUDGETED AMOUNTS			
	ORIGINAL	FINAL	ACTUAL	VARIANCE WITH FINAL BUDGET
REVENUES				
Charges for services	$ 90,000	$ 98,000	$ 98,413	$ 413
EXPENDITURES				
Current				
General government	78,760	117,250	117,155	95
Capital outlay	-	3,929	10,569	(6,640)
Debt service				
Principal retirement	-	16,750	16,746	4
Interest	-	630	628	2
Total expenditures	78,760	138,559	145,098	(6,539)
Excess (deficiency) of revenues over expenditures	11,240	(40,559)	(46,685)	(6,126)
OTHER FINANCING SOURCES (USES)				
Subscription liabilities issued	-	-	6,640	6,640
Net change in fund balances	11,240	(40,559)	(40,045)	514
Fund balances, beginning of year	(11,240)	40,559	521,913	481,354
Fund balances, end of year	$ -	$ -	$ 481,868	$ 481,868

FLAGLER COUNTY, FLORIDA
SCHEDULE OF REVENUES, EXPENDITURES AND CHANGES IN FUND BALANCES - BUDGET AND ACTUAL
LAW ENFORCEMENT EDUCATION
FOR THE FISCAL YEAR ENDED SEPTEMBER 30, 2025

	BUDGETED AMOUNTS			
	ORIGINAL	FINAL	ACTUAL	VARIANCE WITH FINAL BUDGET
REVENUES				
Fines and forfeitures	$ 6,000	$ 62,351	$ 62,350	$ (1)
EXPENDITURES				
Current				
Public safety	19,034	75,385	50,350	25,035
Excess (deficiency) of revenues over expenditures	31,034	200,087	175,050	25,033
Fund balances, beginning of year	-	-	13,034	13,034
Fund balances, end of year	$ -	$ -	$ 13,034	$ 13,034

FLAGLER COUNTY, FLORIDA
SCHEDULE OF REVENUES, EXPENDITURES AND CHANGES IN FUND BALANCES - BUDGET AND ACTUAL
FEDERAL EQUITABLE SHARING
FOR THE FISCAL YEAR ENDED SEPTEMBER 30, 2025

	BUDGETED AMOUNTS			
	ORIGINAL	FINAL	ACTUAL	VARIANCE WITH FINAL BUDGET
REVENUES				
Fines and forfeitures	$ -	$ 5,850	$ 5,850	$ -
EXPENDITURES				
Current				
Public safety	1,089	6,939	-	6,939
Excess (deficiency) of revenues over expenditures	1,089	18,639	11,700	6,939
Fund balances, beginning of year	-	-	1,089	1,089
Fund balances, end of year	$ -	$ -	$ 1,089	$ 1,089

FLAGLER COUNTY, FLORIDA
SCHEDULE OF REVENUES, EXPENDITURES AND CHANGES IN FUND BALANCES - BUDGET AND ACTUAL
INMATE WELFARE
FOR THE FISCAL YEAR ENDED SEPTEMBER 30, 2025

	BUDGETED AMOUNTS			
	ORIGINAL	FINAL	ACTUAL	VARIANCE WITH FINAL BUDGET
REVENUES				
Charges for services	$ 525,000	$ 357,368	$ 357,368	$ -
Investment income	12,000	9,981	9,980	(1)
Total revenues	537,000	367,349	367,348	(1)
EXPENDITURES				
Current				
Public safety	626,962	521,875	521,867	8
Capital outlay	10,000	27,500	27,500	-
Total expenditures	636,962	549,375	549,367	8
Excess (deficiency) of revenues over expenditures	(99,962)	(182,026)	(182,019)	7
Fund balances, beginning of year	99,962	182,026	354,516	172,490
Fund balances, end of year	$ -	$ -	$ 172,497	$ 172,497

FLAGLER COUNTY, FLORIDA
SCHEDULE OF REVENUES, EXPENDITURES AND CHANGES IN FUND BALANCES - BUDGET AND ACTUAL
CONSTITUTIONAL GAS TAX
FOR THE FISCAL YEAR ENDED SEPTEMBER 30, 2025

	BUDGETED AMOUNTS			
	ORIGINAL	FINAL	ACTUAL	VARIANCE WITH FINAL BUDGET
REVENUES				
Intergovernmental	$ -	$ 10,716,464	$ 6,766,687	$ (3,949,777)
Investment income	5,000	5,000	74,707	69,707
Miscellaneous	102,565	102,565	-	(102,565)
Total revenues	107,565	10,824,029	6,841,394	(3,982,635)
EXPENDITURES				
Current				
Transportation	1,007,565	621,438	-	621,438
Capital outlay	-	10,970,287	6,936,339	4,033,948
Total expenditures	1,007,565	11,591,725	6,936,339	4,655,386
Excess (deficiency) of revenues over expenditures	(900,000)	(767,696)	(94,945)	672,751
OTHER FINANCING SOURCES (USES)				
Transfers in	-	57,930	57,930	-
Net change in fund balances	(900,000)	(709,766)	(37,015)	672,751
Fund balances, beginning of year	900,000	709,766	3,127,218	2,417,452
Fund balances, end of year	$ -	$ -	$ 3,090,203	$ 3,090,203

FLAGLER COUNTY, FLORIDA
SCHEDULE OF REVENUES, EXPENDITURES AND CHANGES IN FUND BALANCES - BUDGET AND ACTUAL
WASHINGTON OAKS PARKS DUNE RESTORATION
FOR THE FISCAL YEAR ENDED SEPTEMBER 30, 2025

	BUDGETED AMOUNTS			
	ORIGINAL	FINAL	ACTUAL	VARIANCE WITH FINAL BUDGET
REVENUES				
Intergovernmental	$ -	$ 43,124	$ -	$ (43,124)
EXPENDITURES				
Current				
Physical environment	-	43,124	-	43,124
Debt service				
Interest	-	-	49	(49)
Total expenditures	-	43,124	49	43,075
Excess (deficiency) of revenues over expenditures	-	-	(49)	(49)
Net change in fund balances	-	-	(49)	(49)
Fund balances, beginning of year	-	-	(67)	(67)
Fund balances, end of year	$ -	$ -	$ (116)	$ (116)

FLAGLER COUNTY, FLORIDA
SCHEDULE OF REVENUES, EXPENDITURES AND CHANGES IN FUND BALANCES - BUDGET AND ACTUAL
IT REPLACEMENT
FOR THE FISCAL YEAR ENDED SEPTEMBER 30, 2025

	BUDGETED AMOUNTS			
	ORIGINAL	FINAL	ACTUAL	VARIANCE WITH FINAL BUDGET
REVENUES				
Investment income	$ 500	$ 500	$ 19,928	$ 19,428
EXPENDITURES				
Current				
General government	194,053	400,720	122,063	278,657
Capital outlay	247,974	247,974	95,610	152,364
Total expenditures	442,027	648,694	217,673	431,021
Excess (deficiency) of revenues over expenditures	(441,527)	(648,194)	(197,745)	450,449
OTHER FINANCING SOURCES (USES)				
Transfers in	439,527	439,527	439,527	-
Net change in fund balances	(2,000)	(208,667)	241,782	450,449
Fund balances, beginning of year	2,000	208,667	210,088	1,421
Fund balances, end of year	$ -	$ -	$ 451,870	$ 451,870

FLAGLER COUNTY, FLORIDA
SCHEDULE OF REVENUES, EXPENDITURES AND CHANGES IN FUND BALANCES - BUDGET AND ACTUAL
HAMMOCK DUNES CDD
FOR THE FISCAL YEAR ENDED SEPTEMBER 30, 2025

	BUDGETED AMOUNTS			
	ORIGINAL	FINAL	ACTUAL	VARIANCE WITH FINAL BUDGET
REVENUES				
Special assessments	$ 2,957	$ 2,957	$ 2,780	$ (177)
Investment income	-	-	2	2
Total revenues	2,957	2,957	2,782	(175)
EXPENDITURES				
Current				
Physical environment	2,957	2,957	2,804	153
Excess (deficiency) of revenues over expenditures	-	-	(22)	(328)
OTHER FINANCING SOURCES (USES)				
Transfers in	-	-	9	9
Net change in fund balances	-	-	(13)	(13)
Fund balances, beginning of year	-	-	(90)	(90)
Fund balances, end of year	$ -	$ -	$ (103)	$ (103)

FLAGLER COUNTY, FLORIDA
SCHEDULE OF REVENUES, EXPENDITURES AND CHANGES IN FUND BALANCES - BUDGET AND ACTUAL
ESL 2008 REFERENDUM
FOR THE FISCAL YEAR ENDED SEPTEMBER 30, 2025

	BUDGETED AMOUNTS			
	ORIGINAL	FINAL	ACTUAL	VARIANCE WITH FINAL BUDGET
REVENUES				
Taxes	$ 1,956,802	$ 1,956,802	$ 1,990,835	$ 34,033
Investment income	1,000	1,000	159,343	158,343
Total revenues	1,957,802	1,957,802	2,150,178	192,376
EXPENDITURES				
Debt service				
Principal retirement	4,167,271	4,251,762	1,040,000	3,211,762
Interest	119,360	119,360	119,355	5
Administrative charges	3,000	3,000	-	3,000
Total expenditures	4,289,631	4,374,122	1,159,355	3,214,767
Excess (deficiency) of revenues over expenditures	(2,331,829)	(2,416,320)	990,823	3,407,143
Net change in fund balances	(2,331,829)	(2,416,320)	990,823	3,407,143
Fund balances, beginning of year	2,331,829	2,416,320	2,447,930	31,610
Fund balances, end of year	$ -	$ -	$ 3,438,753	$ 3,438,753

FLAGLER COUNTY, FLORIDA
SCHEDULE OF REVENUES, EXPENDITURES AND CHANGES IN FUND BALANCES - BUDGET AND ACTUAL
GRANT ANTICIPATION NOTE, SERIES 2020
FOR THE FISCAL YEAR ENDED SEPTEMBER 30, 2025

	BUDGETED AMOUNTS			
	ORIGINAL	FINAL	ACTUAL	VARIANCE WITH FINAL BUDGET
REVENUES				
Investment income	$ -	$ -	$ 18,010	$ 18,010
Net change in fund balances	-	-	18,010	18,010
Fund balances, beginning of year	-	-	392,671	392,671
Fund balances, end of year	$ -	$ -	$ 410,681	$ 410,681

FLAGLER COUNTY, FLORIDA
SCHEDULE OF REVENUES, EXPENDITURES AND CHANGES IN FUND BALANCES - BUDGET AND ACTUAL
CAPITAL CONSTRUCTION GO ISSUE
FOR THE FISCAL YEAR ENDED SEPTEMBER 30, 2025

	BUDGETED AMOUNTS			
	ORIGINAL	FINAL	ACTUAL	VARIANCE WITH FINAL BUDGET
REVENUES				
Taxes	$ 1,797,127	$ 1,797,127	$ 1,828,340	$ 31,213
Investment income	5,000	5,000	121,750	116,750
Total revenues	1,802,127	1,802,127	1,950,090	147,963
EXPENDITURES				
Debt service				
Principal retirement	3,215,655	3,309,665	1,235,000	2,074,665
Interest	557,990	557,990	557,986	4
Administrative charges	2,410	4,410	4,409	1
Total expenditures	3,776,055	3,872,065	1,797,395	2,074,670
Excess (deficiency) of revenues over expenditures	(1,973,928)	(2,069,938)	152,695	2,222,633
Fund balances, beginning of year	1,973,928	2,069,938	2,098,735	28,797
Fund balances, end of year	$ -	$ -	$ 2,251,430	$ 2,251,430

FLAGLER COUNTY, FLORIDA
SCHEDULE OF REVENUES, EXPENDITURES AND CHANGES IN FUND BALANCES - BUDGET AND ACTUAL
BOND - TAXABLE SPECIAL ASSESSMENT REVENUE NOTE, SERIES 2018
FOR THE FISCAL YEAR ENDED SEPTEMBER 30, 2025

	BUDGETED AMOUNTS			
	ORIGINAL	FINAL	ACTUAL	VARIANCE WITH FINAL BUDGET
REVENUES				
Special assessments	$ 100,000	$ 100,000	$ 95,650	$ (4,350)
Investment income	-	-	1,225	1,225
Total revenues	100,000	100,000	96,875	(3,125)
EXPENDITURES				
Debt service				
Principal retirement	97,657	100,758	66,000	34,758
Interest and fiscal charges	19,710	19,710	19,731	(21)
Administrative charges	400	400	-	400
Total expenditures	117,767	120,868	85,731	35,137
Excess (deficiency) of revenues over expenditures	(17,767)	(20,868)	11,144	32,012
Fund balances, beginning of year	17,767	20,868	14,781	(6,087)
Fund balances, end of year	$ -	$ -	$ 25,925	$ 25,925

FLAGLER COUNTY, FLORIDA
SCHEDULE OF REVENUES, EXPENDITURES AND CHANGES IN FUND BALANCES - BUDGET AND ACTUAL
BOND - CAPITAL IMPROVEMENT REVENUE NOTE, SERIES 2020
FOR THE FISCAL YEAR ENDED SEPTEMBER 30, 2025

	BUDGETED AMOUNTS			
	ORIGINAL	FINAL	ACTUAL	VARIANCE WITH FINAL BUDGET
REVENUES				
Investment income	$ -	$ -	$ 22,815	$ 22,815
EXPENDITURES				
Debt service				
Principal retirement	1,325,000	1,325,000	1,325,000	-
Interest	309,505	309,505	312,375	(2,870)
Administrative charges	500	244,629	-	244,629
Total expenditures	1,635,005	1,879,134	1,637,375	241,759
Excess (deficiency) of revenues over expenditures	(1,635,005)	(1,879,134)	(1,614,560)	264,574
OTHER FINANCING SOURCES (USES)				
Transfers in	1,535,535	1,535,535	1,535,535	-
Net change in fund balances	(99,470)	(343,599)	(79,025)	264,574
Fund balances, beginning of year	99,470	343,599	343,766	167
Fund balances, end of year	$ -	$ -	$ 264,741	$ 264,741

FLAGLER COUNTY, FLORIDA
SCHEDULE OF REVENUES, EXPENDITURES AND CHANGES IN FUND BALANCES - BUDGET AND ACTUAL
CAPITAL IMPROVEMENTS & REFUNDING, SERIES 2015
FOR THE FISCAL YEAR ENDED SEPTEMBER 30, 2025

	BUDGETED AMOUNTS			
	ORIGINAL	FINAL	ACTUAL	VARIANCE WITH FINAL BUDGET
REVENUES				
Intergovernmental	$ 3,423,384	$ 3,423,384	$ -	$ (3,423,384)
Investment income	5,000	5,000	13,520	8,520
Total revenues	3,428,384	3,428,384	13,520	(3,414,864)
EXPENDITURES				
Debt service				
Principal retirement	7,707,612	32,857,612	2,345,000	30,512,612
Interest	1,135,105	1,135,105	596,863	538,242
Administrative charges	10,910	10,910	23,998	(13,088)
Total expenditures	8,853,627	34,003,627	2,965,861	31,037,766
Excess (deficiency) of revenues over expenditures	(5,425,243)	(30,575,243)	(2,952,341)	27,622,902
OTHER FINANCING SOURCES (USES)				
Transfers out	-	(2,850,000)	(2,850,000)	-
Long term debt issued	-	28,000,000	27,244,650	(755,350)
Payments to refunded bond escrow agent	-	-	(27,225,653)	(27,225,653)
Total other financing sources (uses)	-	25,150,000	(2,831,003)	(27,981,003)
Net change in fund balances	(5,425,243)	(5,425,243)	(5,783,344)	(358,101)
Fund balances, beginning of year	5,425,243	5,425,243	5,783,344	358,101
Fund balances, end of year	$ -	$ -	$ -	$ -

FLAGLER COUNTY, FLORIDA
SCHEDULE OF REVENUES, EXPENDITURES AND CHANGES IN FUND BALANCES - BUDGET AND ACTUAL
BOND - CAPITAL IMPROVEMENT REFUNDING REVENUE NOTE, SERIES 2024
FOR THE FISCAL YEAR ENDED SEPTEMBER 30, 2025

	BUDGETED AMOUNTS			
	ORIGINAL	FINAL	ACTUAL	VARIANCE WITH FINAL BUDGET
REVENUES				
Intergovernmental	$ -	$ 3,423,384	$ 3,757,756	$ 334,372
Investment income	-	5,000	131,841	126,841
Total revenues	-	3,428,384	3,889,597	461,213
EXPENDITURES				
Debt service				
Principal retirement	-	2,620,000	2,620,000	-
Interest and fiscal charges	-	944,655	934,653	10,002
Total expenditures	-	3,564,655	3,554,653	10,002
Excess (deficiency) of revenues over expenditures	-	(136,271)	334,944	471,215
OTHER FINANCING SOURCES (USES)				
Transfers in	-	2,850,000	2,850,000	-
Long term debt issued	-	-	251,701	251,701
Payments to refunded bond escrow agent	-	(112,284)	(112,284)	-
Total other financing sources (uses)	-	2,737,716	2,989,417	251,701
Net change in fund balances	-	6,029,829	7,213,958	1,184,129
Fund balances, beginning of year	-	(6,029,829)	-	-
Fund balances, end of year	$ -	$ -	$ 7,213,958	$ 7,213,958

FLAGLER COUNTY, FLORIDA
SCHEDULE OF REVENUES, EXPENDITURES AND CHANGES IN FUND BALANCES - BUDGET AND ACTUAL
BEACH FRONT PARKS
FOR THE FISCAL YEAR ENDED SEPTEMBER 30, 2025

	BUDGETED AMOUNTS			
	ORIGINAL	FINAL	ACTUAL	VARIANCE WITH FINAL BUDGET
REVENUES				
Investment income	$ 12,000	$ 12,000	$ 20,924	$ 8,924
EXPENDITURES				
Current				
Cultural recreation	300	300	-	300
Capital outlay	305,841	758,358	-	758,358
Total expenditures	306,141	758,658	-	758,658
Excess (deficiency) of revenues over expenditures	(294,141)	(746,658)	20,924	767,582
Fund balances, beginning of year	294,141	746,658	455,586	(291,072)
Fund balances, end of year	$ -	$ -	$ 476,510	$ 476,510

FLAGLER COUNTY, FLORIDA
SCHEDULE OF REVENUES, EXPENDITURES AND CHANGES IN FUND BALANCES - BUDGET AND ACTUAL
PARK MAINTENANCE TRUST
FOR THE FISCAL YEAR ENDED SEPTEMBER 30, 2025

	BUDGETED AMOUNTS			
	ORIGINAL	FINAL	ACTUAL	VARIANCE WITH FINAL BUDGET
REVENUES				
Investment income	$ 25,000	$ 25,000	$ 38,434	$ 13,434
EXPENDITURES				
Current				
Physical environment	-	211,845	-	211,845
Cultural recreation	21,500	21,500	1,805	19,695
Capital outlay	598,518	637,704	-	637,704
Total expenditures	620,018	871,049	1,805	869,244
Excess (deficiency) of revenues over expenditures	(595,018)	(846,049)	36,629	882,678
Net change in fund balances	(595,018)	(846,049)	36,629	882,678
Fund balances, beginning of year	595,018	846,049	848,856	2,807
Fund balances, end of year	$ -	$ -	$ 885,485	$ 885,485

FLAGLER COUNTY, FLORIDA
SCHEDULE OF REVENUES, EXPENDITURES AND CHANGES IN FUND BALANCES - BUDGET AND ACTUAL
CAPITAL PROJECTS
FOR THE FISCAL YEAR ENDED SEPTEMBER 30, 2025

	BUDGETED AMOUNTS			
	ORIGINAL	FINAL	ACTUAL	VARIANCE WITH FINAL BUDGET
REVENUES				
Taxes	$ 4,414,068	$ 4,414,068	$ 5,054,803	$ 640,735
Investment income	25,000	25,000	344,470	319,470
Total revenues	4,439,068	4,439,068	5,399,273	960,205
EXPENDITURES				
Current				
General government	2,800	2,800	-	2,800
Physical environment	3,000,000	3,000,000	164,677	2,835,323
Capital outlay	2,149,441	6,730,869	1,294,528	5,436,341
Total expenditures	5,152,241	9,733,669	1,459,205	8,274,464
Excess (deficiency) of revenues over expenditures	(713,173)	(5,294,601)	3,940,068	9,234,669
Fund balances, beginning of year	713,173	5,294,601	5,566,639	272,038
Fund balances, end of year	$ -	$ -	$ 9,506,707	$ 9,506,707

FLAGLER COUNTY, FLORIDA
SCHEDULE OF REVENUES, EXPENDITURES AND CHANGES IN FUND BALANCES - BUDGET AND ACTUAL
MARINELAND ACRES DISTRICT
FOR THE FISCAL YEAR ENDED SEPTEMBER 30, 2025

	BUDGETED AMOUNTS			
		FINAL	ACTUAL	VARIANCE WITH FINAL BUDGET
REVENUES				
Special assessments	$ 120,000	$ 120,000	$ 125,778	$ 5,778
Intergovernmental	-	-	494,949	494,949
Investment income	10,000	10,000	11,963	1,963
Total revenues	130,000	130,000	632,690	502,690
EXPENDITURES				
Current				
General government	2,500	2,600	2,516	84
Physical environment	-	-	2,840	(2,840)
Transportation	110,065	109,965	15,063	94,902
Capital outlay	101,763	101,763	-	101,763
Debt service				
Interest	-	-	1,163	(1,163)
Total expenditures	214,328	214,328	21,582	192,746
Excess (deficiency) of revenues over expenditures	(84,328)	(84,328)	611,108	695,436
OTHER FINANCING SOURCES (USES)				
Transfers in	600	600	422	(178)
Net change in fund balances	(83,728)	(83,728)	611,530	695,258
Fund balances, beginning of year	83,728	83,728	(408,140)	(491,868)
Fund balances, end of year	$ -	$ -	$ 203,390	$ 203,390

FLAGLER COUNTY, FLORIDA
SCHEDULE OF REVENUES, EXPENDITURES AND CHANGES IN FUND BALANCES - BUDGET AND ACTUAL
CAPITAL ESL 2008 REFERENDUM
FOR THE FISCAL YEAR ENDED SEPTEMBER 30, 2025

	BUDGETED AMOUNTS			
	ORIGINAL	FINAL	ACTUAL	VARIANCE WITH FINAL BUDGET
REVENUES				
Investment income	$ 15,000	$ 15,000	$ 50,268	$ 35,268
EXPENDITURES				
Current				
Physical environment	4,500	4,500	432	4,068
Capital outlay	821,214	842,054	-	842,054
Total expenditures	825,714	846,554	432	846,122
Excess (deficiency) of revenues over expenditures	(810,714)	(831,554)	49,836	881,390
Net change in fund balances	(810,714)	(831,554)	49,836	881,390
Fund balances, beginning of year	810,714	831,554	838,422	6,868
Fund balances, end of year	$ -	$ -	$ 888,258	$ 888,258

FLAGLER COUNTY, FLORIDA
SCHEDULE OF REVENUES, EXPENDITURES AND CHANGES IN FUND BALANCES - BUDGET AND ACTUAL
BEACH RENOURISHMENT
FOR THE FISCAL YEAR ENDED SEPTEMBER 30, 2025

	BUDGETED AMOUNTS			
	ORIGINAL	FINAL	ACTUAL	VARIANCE WITH FINAL BUDGET
REVENUES				
Investment income	$ 900	$ 900	$ 2,007	$ 1,107
EXPENDITURES				
Current				
Physical environment	49,376	50,593	-	50,593
Excess (deficiency) of revenues over expenditures	(48,476)	(49,693)	2,007	(49,486)
Fund balances, beginning of year	-	-	49,984	49,984
Fund balances, end of year	$ -	$ -	$ 49,984	$ 49,984

ENTERPRISE FUNDS:

Enterprise funds are used to account for operations: (a) that are financed and operated in a manner similar to business enterprises – where the intent of the governing body is that the costs (expenses, including depreciation) of providing goods or services to the general public and a continuing bases be financed or recovered primarily through user charges; or (b) where the governing body has decided that periodic determination of revenues earned, expenses incurred, and/or net income is appropriate for capital maintenance, public policy, management control, accountability, or other purposes.

The County maintains the following nonmajor Enterprise Funds:

Solid Waste

This fund was established to account for the operations, closure, and post closure care costs of the County's three landfills as well as the costs associated with the household hazardous materials and oil collection materials center.

Waste Management

This fund was established to account for the collection and disposal of residential solid waste in unincorporated areas of the County.

FLAGLER COUNTY, FLORIDA
COMBINING STATEMENT OF NET POSITION
NONMAJOR PROPRIETARY FUNDS
SEPTEMBER 30, 2025

	SOLID WASTE	WASTE MANAGEMENT	TOTAL NONMAJOR ENTERPRISE FUNDS
ASSETS			
CURRENT ASSETS:			
Cash and cash equivalents	$ 57,527	$ 252,740	$ 310,267
Investments	420,840	954,289	1,375,129
Restricted investments	1,225,758	-	1,225,758
Accounts receivable (net of allowance for uncollectibles)	4,898	7,385	12,283
Due from other funds	3,955	15,348	19,303
Total current assets	1,712,978	1,229,762	2,942,740
NONCURRENT ASSETS:			
Land and construction in progess	203,404	-	203,404
Leased assets, net of accumulated amortization	40,751	-	40,751
Other capital assets, net of accumulated depreciation	106,642	-	106,642
Total noncurrent assets	350,797	-	350,797
Total assets	2,063,775	1,229,762	3,293,537
DEFERRED OUTFLOWS OF RESOURCES			
Pension related	35,432	20,683	56,115
OPEB related	10,041	1,826	11,867
Total deferred outflows of resources	45,473	22,509	67,982
LIABILITIES			
CURRENT LIABILITIES:			
Accounts payable and accrued liabilities	6,962	323,088	330,050
Due to other funds	31,544	22,085	53,629
Lease liability	41,283	-	41,283
Compensated absences	23,391	600	23,991
Total OPEB liability	590	107	697
Total current liabilities	103,770	345,880	449,650
NONCURRENT LIABILITIES:			
Total OPEB liability	13,331	2,424	15,755
Net pension liability	90,091	44,630	134,721
Total noncurrent liabilities	103,422	47,054	150,476
Total liabilities	207,192	392,934	600,126
DEFERRED INFLOWS OF RESOURCES			
Pension related	40,319	32,116	72,435
OPEB related	6,658	1,210	7,868
Total deferred inflows of resources	46,977	33,326	80,303
NET POSITION			
Net investment in capital assets	309,514	-	309,514
RESTRICTED FOR:			
Capital projects	1,225,758	-	1,225,758
Unrestricted	319,807	826,011	1,145,818
TOTAL NET POSITION	$ 1,855,079	$ 826,011	$ 2,681,090

FLAGLER COUNTY, FLORIDA
COMBINING STATEMENT OF REVENUES, EXPENSES, AND CHANGES IN NET POSITION
NONMAJOR PROPRIETARY FUNDS
FOR THE FISCAL YEAR ENDED SEPTEMBER 30, 2025

	SOLID WASTE	WASTE MANAGEMENT	TOTAL NONMAJOR ENTERPRISE FUNDS
OPERATING REVENUES			
Charges for services	$ 1,654	$ 3,919,321	$ 3,920,975
OPERATING EXPENSES			
Personal Services	219,832	20,530	240,362
Vehicle fuel	2,077	-	2,077
Contractual Services	62,086	3,760,608	3,822,694
Repairs and maintenance	9,869	-	9,869
Utilities	5,217	-	5,217
Insurance	365	-	365
Rentals and leases	1,317	-	1,317
Depreciation	21,499	-	21,499
Miscellaneous	2,210	123,318	125,528
Total operating expenses	324,472	3,904,456	4,228,928
Operating income (loss)	(322,818)	14,865	(307,953)
OTHER NONOPERATING REVENUES (EXPENSES)			
Transfers in	82,623	12,337	94,960
Transfers out	(31,544)	(3,616)	(35,160)
Interest income	79,791	72,859	152,650
Investment gain (loss)	(1,290)	(234)	(1,524)
Interest expense	(364)	-	(364)
Total nonoperating revenues (expenses)	129,216	81,346	210,562
Increase (decrease) in fund net position	(193,602)	96,211	(97,391)
Fund net position, beginning of year	2,048,681	729,800	2,778,481
Fund net position, end of year	$ 1,855,079	$ 826,011	$ 2,681,090

FLAGLER COUNTY, FLORIDA
STATEMENT OF CASH FLOWS
NONMAJOR PROPRIETARY FUNDS
FOR THE FISCAL YEAR ENDED SEPTEMBER 30, 2025

	SOLID WASTE	WASTE MANAGEMENT	TOTAL NONMAJOR ENTERPRISE FUNDS
CASH FLOWS FROM OPERATING ACTIVITIES			
Receipts from customers	$ (3,244)	$ 4,046,060	$ 4,042,816
Payments to suppliers	(58,838)	(3,856,765)	(3,915,603)
Payments to employees	(218,769)	(27,736)	(246,505)
(Increase) decrease in due from other funds	46,017	2,658	48,675
(Increase) decrease in due to other funds	(17,646)	4,045	(13,601)
Net cash provided (used) by operating activities	(252,480)	168,262	(84,218)
CASH FLOWS FROM NONCAPITAL FINANCING ACTIVITIES			
Transfers in	82,623	12,337	94,960
Transfers out	(31,544)	(3,616)	(35,160)
Net cash provided (used) by noncapital financing activities	51,079	8,721	59,800
CASH FLOWS FROM CAPITAL AND RELATED FINANCING ACTIVITIES			
Acquisition and construction of capital assets	(44,389)	-	(44,389)
Interest paid	(364)	-	(364)
Net cash provided (used) by capital and related financing activities	(44,753)	-	(44,753)
CASH FLOWS FROM INVESTING ACTIVITIES			
Investment purchases	(274,894)	(2,217,681)	(2,492,575)
Proceeds from sale of investments	442,000	2,210,000	2,652,000
Interest on investments	79,792	72,859	152,651
Net cash provided (used) by investing activities	246,898	65,178	312,076
Net increase (decrease) in cash and cash equivalents	744	242,161	242,905
Cash and equivalents, beginning of year	56,783	10,579	67,362
Cash and equivalents, end of the year	$ 57,527	$ 252,740	$ 310,267
Reconciliation of operating income (loss) to net cash provided (used) by operating activities:			
Operating Income	$ (322,818)	$ 14,865	$ (307,953)
ADJUSTMENTS TO RECONCILE OPERATING INCOME (LOSS) TO NET CASH PROVIDED (USED) BY OPERATING ACTIVITIES:			
Depreciation / amortization	21,499	-	21,499
CHANGES IN ASSETS AND LIABILITIES:			
Accounts receivable	(4,898)	126,739	121,841
Due from other funds	46,017	2,658	48,675
Accounts payable and accrued expenses	(13,173)	27,140	13,967
Due to other governments	(47)	-	(47)
Due to other funds	(17,646)	4,045	(13,601)
Lease liability	41,283	-	41,283
Compensated absences	1,900	(5,468)	(3,568)
Total OPEB liability	1,295	(1,164)	131
Pension liability	(5,892)	(553)	(6,445)
Net cash provided (used) by operating activities	$ (252,480)	$ 168,262	$ (84,218)

FIDUCIARY CUSTODIAL FUNDS:

Fiduciary funds are used to account for resources held by the County as an agent for individuals, private organizations, and other governments.

Clerk of the Circuit Court and Comptroller Custodial

These funds were established to account for funds received and held by the Clerk of the Circuit Court and Comptroller in a fiduciary capacity.

Sheriff Custodial

These funds were established to account for funds received and held by the Sheriff in a fiduciary capacity.

Tax Collector Custodial

These funds were established to account for funds received and held by Tax Collector in a fiduciary capacity.

FLAGLER COUNTY, FLORIDA
COMBINING STATEMENT OF FIDUCIARY NET POSITION
CUSTODIAL FUNDS
SEPTEMBER 30, 2025

	CLERK OF COURTS	SHERIFF	TAX COLLECTOR	TOTAL CUSTODIAL FUNDS
ASSETS				
Cash and cash equivalents	$ 2,837,061	$ 22,443	$ 5,046,346	$ 7,905,850
Receivables	-	-	1,468	1,468
Due from other governments	-	-	460,732	460,732
Total assets	$ 2,837,061	$ 22,443	$ 5,508,546	$ 8,368,050
LIABILITIES				
Due to individuals, businesses, and others	$ 787,466	$ 4,637	$ 5,443,526	$ 6,235,629
Due to other governmental agencies	172,933	-	65,020	237,953
Total liabilities	960,399	4,637	5,508,546	6,473,582
NET POSITION				
RESTRICTED FOR:				
Individuals, organizations and other governments	1,876,662	17,806	-	1,894,468
Total net position	$ 1,876,662	$ 17,806	$ -	$ 1,894,468

FLAGLER COUNTY, FLORIDA
COMBINING STATEMENT OF CHANGES IN FIDUCIARY NET POSITION
CUSTODIAL FUNDS
FOR FISCAL YEAR ENDED SEPTEMBER 30, 2025

	CLERK OF COURTS	SHERIFF	TAX COLLECTOR	TOTAL CUSTODIAL FUNDS
ADDITIONS				
Fines and fees collections for clerk	$ 18,806	$ -	$ -	$ 18,806
Fines and fees collections for Board of County Commissioners	539,685	-	-	539,685
Fines and fees collections for other constitutional officers	48,115	-	-	48,115
Fines and fees collections for other governments	2,014,825	-	-	2,014,825
Court related deposits	4,933,162	-	-	4,933,162
Law enforcement collections from individuals	-	1,262,299	-	1,262,299
Law enforcement other additions	-	3,491	-	3,491
Taxes collected for other governments	-	-	320,597,519	320,597,519
Tax, tags, licenses, and fees collected for other agencies	-	-	15,365,395	15,365,395
Total additions	7,554,593	1,265,790	335,962,914	344,783,297
DEDUCTIONS				
Payment of fines and fees to clerk	18,806	-	-	18,806
Payment of fines and fees to Board of County Commissioners	539,685	-	-	539,685
Payment of fines and fees to other constitutional officers	48,115	-	-	48,115
Payment of fines and fees to other governments	2,019,086	-	-	2,019,086
Payment of court related deposits to individuals	4,863,250	-	-	4,863,250
Payment of court related deposits to clerk for fines and fees	118,807	-	-	118,807
Law enforcement distributions to other governments	-	661,156	-	661,156
Law enforcement distributions to individuals	-	202,994	-	202,994
Law enforcement distribution to organizations for the benefit of inmates	-	126,134	-	126,134
Law enforcement distribution to other funds	-	270,706	-	270,706
Law enforcement other distributions	-	561	-	561
Taxes distributed to other governments	-	-	320,597,519	320,597,519
Tax, tags, licenses, and fees distributed to other agencies	-	-	15,365,395	15,365,395
Total deductions	7,607,749	1,261,551	335,962,914	344,832,214
Net increase (decrease) in fiduciary net position	(53,156)	4,239	-	(48,917)
Fiduciary net position - beginning of period	1,929,818	13,567	-	1,943,385
Fiduciary net position - end of period	$ 1,876,662	$ 17,806	$ -	$ 1,894,468

FLAGLER COUNTY, FLORIDA
OVERVIEW OF STATISTICAL SECTION CONTENTS

This part of Flagler County's Annual Comprehensive Financial Report (ACFR) presents additional information to assist users in understanding how the information provided in the financial statements, note disclosures, and required supplementary information impacts the County's overall financial health.

Financial Trends Information Page 182

These schedules show trend information to help the reader understand how the County's financial condition and performance changed over time.

Revenue Capacity Information Page 187

These schedules provide information to help the reader assess the County's most significant local revenue source, property taxes.

Debt Capacity Information Page 191

These schedules present information to help the reader assess the County's current debt load and its ability to issue additional debt in the future.

Demographic and Economic Information Page 198

These schedules offer demographic and economic indicators to help the reader understand the environment within which the County operates.

Operating Information Page 200

These schedules provide service and infrastructure data related to County services and activities in order to help the reader better understand the information presented in the financial statements.

Sources: Unless otherwise indicated, the data in these schedules is derived from the Annual Comprehensive Financial Report of Flagler County, Florida.

Schedule 1

FLAGLER COUNTY, FLORIDA

NET POSITION BY COMPONENT

LAST TEN FISCAL YEARS

	Fiscal Year									
	2025	2024	2023	2022	2021	2020	2019	2018	2017	2016
Governmental activities										
Net investment in capital assets	$ 313,770,894	$ 282,261,468	$ 272,822,528	$ 254,328,738	$ 245,431,727	$ 241,419,342	$ 243,581,432	$ 227,959,203	$ 228,456,543	$ 246,724,687
Restricted	74,089,506	100,113,594	81,606,889	72,719,539	49,694,466	51,977,585	46,612,182	47,157,909	38,198,245	33,030,763
Unrestricted (deficit)	(3,466,756)	(43,959,510)	(39,279,623)	(27,090,162)	(25,707,613)	(36,462,025)	(37,812,354)	(34,774,701)	(32,541,918)	(24,152,031)
Total governmental activities net position	$ 384,393,644	$ 338,415,552	$ 315,149,794	$ 299,958,115	$ 269,418,580	$ 256,934,902	$ 252,381,260	$ 240,342,411	$ 234,112,870	$ 255,603,419
Business-type activities										
Net investment in capital assets	$ 48,042,264	$ 48,374,188	$ 43,644,947	$ 37,289,375	$ 37,439,146	$ 29,061,812	$ 29,962,937	$ 33,485,567	$ 30,690,468	$ 20,677,567
Restricted	1,722,627	2,447,909	2,447,909	1,687,398	1,225,758	1,972,587	1,378,885	1,225,758	1,225,758	1,234,275
Unrestricted	5,147,773	3,023,140	2,851,530	3,438,476	3,160,214	9,941,489	9,945,002	4,885,461	3,584,443	3,155,568
Total business-type activities net position	$ 54,912,664	$ 53,845,237	$ 48,944,386	$ 42,415,249	$ 41,825,118	$ 40,975,888	$ 41,286,824	$ 39,596,786	$ 35,500,669	$ 25,067,410
Primary government:										
Net investment in capital assets	$ 361,813,158	$ 330,635,656	$ 316,467,475	$ 291,618,113	$ 282,870,873	$ 270,481,154	$ 273,544,369	$ 261,444,770	$ 259,147,011	$ 267,402,254
Restricted	75,812,133	102,561,503	84,054,798	74,406,937	50,920,224	53,950,172	47,991,067	48,383,667	39,424,003	34,265,038
Unrestricted (deficit)	1,681,017	(40,936,370)	(36,428,093)	(23,651,686)	(22,547,399)	(26,520,536)	(27,867,352)	(29,889,240)	(28,957,475)	(20,996,463)
Total primary government net position	$ 439,306,308	$ 392,260,789	$ 364,094,180	$ 342,373,364	$ 311,243,698	$ 297,910,790	$ 293,668,084	$ 279,939,197	$ 269,613,539	$ 280,670,829

Schedule 2

FLAGLER COUNTY, FLORIDA

CHANGES IN NET POSITION
LAST TEN FISCAL YEARS

	Fiscal Year									
	2025	2024	2023	2022	2021	2020	2019	2018	2017	2016
Expenses										
Governmental activities										
General government	$ 40,962,625	$ 37,390,025	$ 36,073,005	$ 32,700,967	$ 28,321,472	$ 30,188,292	$ 28,009,651	$ 24,792,530	$ 24,394,093	$ 21,676,448
Public safety	93,538,622	84,701,659	86,613,151	63,438,939	55,419,383	63,737,392	56,944,601	49,523,776	49,431,822	40,426,042
Physical environment	17,982,864	18,667,123	21,070,107	2,701,408	2,626,742	1,406,627	5,775,948	13,839,359	666,737	860,996
Transportation	20,418,297	17,412,365	12,396,432	10,297,744	9,623,325	10,823,019	10,882,520	9,559,671	33,293,759	11,348,978
Economic environment	3,904,203	3,339,899	3,229,010	2,553,469	2,560,786	2,395,068	2,788,885	2,445,867	2,635,179	2,418,085
Human services	5,225,750	5,569,999	5,609,777	4,873,864	11,280,270	18,569,858	4,624,022	4,075,492	4,490,535	4,449,085
Culture and recreation	5,886,448	7,370,030	6,274,465	5,219,197	5,104,695	4,513,198	5,165,669	4,511,665	4,736,216	4,619,453
Court related	5,369,451	5,776,779	4,871,988	4,898,723	4,470,774	4,712,300	4,783,078	4,333,419	4,062,907	4,042,042
Interest on long-term debt	2,728,461	2,713,336	2,737,994	2,789,869	2,965,910	3,184,185	3,509,764	3,379,296	3,007,741	4,568,009
Total governmental activities expenses	196,016,721	182,941,215	178,875,929	129,474,180	122,373,357	139,529,939	122,484,138	116,461,075	126,718,989	94,409,138
Business-type expenses										
Airport	4,571,071	4,667,529	3,877,444	3,651,373	3,008,867	3,088,775	3,243,218	2,771,133	2,933,124	2,903,425
Utilities	-	-	-	-	908,048	4,229,922	2,797,503	2,557,216	2,759,147	3,021,868
Solid Waste	324,836	327,557	322,825	228,657	286,530	333,772	280,961	282,823	306,547	250,419
Waste management	3,904,456	3,470,080	3,126,942	2,127,039	1,837,177	1,779,868	1,709,442	1,571,860	1,490,769	1,432,446
Total business-type activities expenses	8,800,363	8,465,166	7,327,211	6,007,069	6,040,622	9,432,337	8,031,124	7,183,032	7,489,587	7,608,158
Total primary government expenses	$ 204,817,084	$ 191,406,381	$ 186,203,140	$ 135,481,249	$ 128,413,979	$ 148,962,276	$ 130,515,262	$ 123,644,107	$ 134,208,576	$ 102,017,296
Program revenues										
Governmental activities										
Charges for services										
General government	$ 5,197,907	$ 5,035,408	$ 4,965,902	$ 5,632,279	$ 4,951,840	$ 4,137,915	$ 4,379,816	$ 4,204,567	$ 4,390,011	$ 3,606,767
Public safety	20,881,306	15,822,587	15,017,532	13,567,692	11,086,408	14,435,041	10,175,043	9,763,619	8,579,248	7,331,707
Physical environment	-	-	-	-	-	-	4,550,712	-	-	-
Transportation	145,371	858,709	237,608	166,777	389,832	457,393	929,435	1,652,466	834,842	769,625
Economic environment	-	52	-	-	-	-	-	-	-	150
Human services	165,576	163,340	131,016	85,873	40,986	78,700	179,428	169,823	176,236	132,784
Culture and recreation	468,724	608,099	479,791	448,938	448,521	309,869	354,811	301,136	274,993	290,302
Court related	2,738,188	2,987,474	2,888,245	2,935,658	3,103,236	2,509,364	2,569,018	2,387,520	2,084,193	1,858,118
Operating grants and contributions	30,358,611	29,528,016	25,102,763	19,535,306	15,347,791	20,774,676	11,810,103	17,497,647	7,510,041	5,040,904
Capital grants and contributions	22,921,614	10,508,812	15,902,814	10,436,088	3,748,510	5,559,613	10,908,809	9,397,442	7,228,974	15,462,870
Total governmental activities program revenues	82,877,297	65,512,497	64,725,671	52,808,611	39,117,124	48,262,571	45,857,175	45,374,220	31,078,538	34,493,227
Business-type activities										
Charges for services										
Airport	3,910,657	3,929,417	3,221,300	2,996,573	2,408,532	2,365,776	2,318,943	2,157,867	2,005,680	1,926,246
Utilities	-	-	-	-	347,147	3,269,681	3,209,280	3,041,404	2,795,378	2,563,711
Solid Waste	1,654	915	968	696	1,659	1,043	1,214	1,738	903	941
Waste management	3,919,321	3,803,181	2,341,434	1,752,014	1,717,215	1,710,861	1,654,044	1,636,655	1,419,147	1,373,505
Operating grants and contributions	-	-	-	-	114,140	250,419	1,511,540	525,342	275,787	163,923
Capital grants and contributions	1,620,452	5,118,612	7,162,860	1,111,047	8,686,681	764,097	121,080	3,060,787	10,628,998	4,940,331
Total business-type activities program revenues	9,452,084	12,852,125	12,726,562	5,860,330	13,275,374	8,361,877	8,816,101	10,423,793	17,125,893	10,968,657
Total primary government program revenues	$ 92,329,381	$ 78,364,622	$ 77,452,233	$ 58,668,941	$ 52,392,498	$ 56,624,448	$ 54,673,276	$ 55,798,013	$ 48,204,431	$ 45,461,884

Schedule 2 (Continued)

FLAGLER COUNTY, FLORIDA

CHANGES IN NET POSITION
LAST TEN FISCAL YEARS

	Fiscal Year									
	2025	2024	2023	2022	2021	2020	2019	2018	2017	2016
Net (Expense)/Revenue										
Governmental activities	$ (113,139,424)	$ (117,428,718)	$ (114,150,258)	$ (76,665,569)	$ (83,256,233)	$ (91,267,368)	$ (76,626,963)	$ (71,086,855)	$ (95,640,451)	$ (59,915,911)
Business-type activities	651,721	4,386,959	5,399,351	(146,739)	7,234,752	(1,070,460)	784,977	3,240,761	9,636,306	3,360,499
Total primary government net expense	$ (112,487,703)	$ (113,041,759)	$ (108,750,907)	$ (76,812,308)	$ (76,021,481)	$ (92,337,828)	$ (75,841,986)	$ (67,846,094)	$ (86,004,145)	$ (56,555,412)
General Revenues and Other Changes in Net Position										
Governmental activities										
Taxes										
Property taxes	$ 131,113,108	$ 116,577,024	$ 101,963,070	$ 87,858,029	$ 81,358,300	$ 76,420,208	$ 71,490,768	$ 65,556,127	$ 61,692,330	$ 57,165,981
Tourist and franchise taxes	5,135,841	4,987,584	5,037,957	4,867,003	4,038,129	2,797,771	3,153,092	3,190,081	5,215,235	2,514,077
Sales and fuel taxes	12,145,433	11,762,689	11,558,408	11,182,252	9,741,457	8,399,906	8,581,064	8,376,977	5,332,393	7,559,281
Intergovernmental	2,653,107	2,531,204	2,621,045	2,398,253	1,949,633	1,524,384	1,632,138	1,518,936	1,436,687	1,358,096
Interest (earnings) losses	7,398,323	8,392,816	5,372,257	(372,796)	210,687	1,149,168	1,908,912	1,123,086	-	-
Miscellaneous	702,574	175,701	156,087	115,034	130,548	169,477	111,028	90,095	540,000	344,472
Proceeds from sale of capital assets	-	-	-	642,123	-	-	-	-	-	-
Transfers	(30,870)	(137,327)	6,941	(9,186)	(1,688,843)	(9,360)	(8,345)	(7,031)	(5,565)	(8,200)
Total governmental activities	159,117,516	144,289,691	126,715,765	106,680,712	95,739,911	90,451,554	86,868,657	79,848,271	74,211,080	68,933,707
Business-type activities										
Tourist and franchise taxes	-	-	202,302	180,137	170,412	164,036	156,709	143,003	135,318	130,833
Special assessment/Impact fees	-	-	-	-	108,060	341,410	377,885	638,519	529,690	394,925
Intergovernmental	-	-	242,412	-	-	-	-	-	-	-
Interest (earnings) losses	327,253	314,017	619,057	356,081	8,841	197,869	294,605	123,209	-	-
Miscellaneous	57,583	62,548	72,556	70,966	71,468	46,849	67,517	45,887	126,380	127,184
Settlement proceeds	-	-	-	-	-	-	-	-	-	-
Proceeds from sale of capital assets	-	-	400	120,500	-	-	-	-	-	-
Special item -										
Utility merger	-	-	-	-	-	-	-	-	-	431,661
Transfer of utilities to FGUA	-	-	-	-	(8,433,146)	-	-	-	-	-
Transfers	30,870	137,327	(6,941)	9,186	1,688,843	9,360	8,345	7,031	5,565	8,200
Total business-type activities	415,706	513,892	1,129,786	736,870	(6,385,522)	759,524	905,061	957,649	796,953	1,092,803
Total primary government	$ 159,533,222	$ 144,803,583	$ 127,845,551	$ 107,417,582	$ 89,354,389	$ 91,211,078	$ 87,773,718	$ 80,805,920	$ 75,008,033	$ 70,026,510
Changes in Net Position										
Governmental activities	$ 45,978,092	$ 26,860,973	$ 12,565,507	$ 30,015,143	$ 12,483,678	$ (815,814)	$ 10,241,694	$ 8,761,416	$ (21,429,371)	$ 9,017,796
Business-type activities	1,067,427	4,900,851	6,529,137	590,131	849,230	(310,936)	1,690,038	4,198,410	10,433,259	4,453,302
Total primary government	$ 47,045,519	$ 31,761,824	$ 19,094,644	$ 30,605,274	$ 13,332,908	$ (1,126,750)	$ 11,931,732	$ 12,959,826	$ (10,996,112)	$ 13,471,098

Interest revenue reported separate from miscellanous revenue beginning with fiscal year 2018.

Schedule 3

FLAGLER COUNTY, FLORIDA

FUND BALANCES, GOVERNMENTAL FUNDS

LAST TEN FISCAL YEARS

	Fiscal Year									
	2025	2024	2023	2022	2021	2020	2019	2018	2017	2016
General fund										
Nonspendable	$ 607,608	$ 551,665	$ 637,156	$ 683,049	$ 575,641	$ 2,248,906	$ 2,189,507	$ 2,387,035	$ 2,130,709	$ 2,210,389
Restricted	1,007,142	973,065	7,040,649	4,513,325	6,431,337	8,411,056	6,973,110	15,629,429	2,798,226	2,733,949
Committed	2,309,847	2,316,886	780,043	573,501	25,000	-	-	-	-	-
Assigned	1,606,570	1,826,816	1,718,136	5,299,760	1,627,014	1,542,602	1,822,557	3,887,688	3,029,580	4,527,501
Unassigned	67,990,254	53,369,889	48,558,568	43,428,418	39,367,178	31,939,167	10,587,730	5,419,805	4,944,381	7,865,134
Total general fund	$ 73,521,421	$ 59,038,321	$ 58,734,552	$ 54,498,053	$ 48,026,170	$ 44,141,731	$ 21,572,904	$ 27,323,957	$ 12,902,896	$ 17,336,973
All other governmental funds										
Nonspendable	$ 274,198	$ 4,524,808	$ 132,466	$ 164,874	$ 614,927	$ 588,139	$ 592,543	$ 594,282	$ 572,670	$ 573,959
Restricted	70,409,413	85,723,907	67,087,814	61,357,781	52,237,301	42,809,255	41,342,305	42,497,065	35,503,522	34,609,982
Committed	172,497	354,516	389,190	393,018	317,044	-	-	-	-	-
Assigned	14,623,026	-	-	-	-	-	-	-	-	-
Unassigned (deficit)	(220)	(2,820,848)	-	(4,503)	-	(8,296)	-	-	-	-
Total all other governmental funds	$ 85,478,914	$ 87,782,383	$ 67,609,470	$ 61,911,170	$ 53,169,272	$ 43,389,098	$ 41,934,848	$ 43,091,347	$ 36,076,192	$ 35,183,941

Schedule 4

FLAGLER COUNTY, FLORIDA

CHANGES IN FUND BALANCES, GOVERNMENTAL FUNDS

LAST TEN FISCAL YEARS

	Fiscal Year									
	2025	2024	2023	2022	2021	2020	2019	2018	2017	2016
Revenues										
Taxes and special assessments	$ 144,443,543	$ 129,750,560	$ 114,653,344	$ 99,258,134	$ 91,443,650	$ 84,375,205	$ 79,710,092	$ 72,889,196	$ 68,181,896	$ 63,191,531
Licenses and permits	1,896,127	1,762,857	1,398,763	1,960,427	1,654,223	958,687	1,090,062	1,267,563	900,390	928,526
Intergovernmental	55,795,792	45,093,561	47,352,954	36,880,547	25,419,771	31,708,273	26,845,849	30,004,268	19,902,296	25,749,319
Charges for services	25,684,285	22,873,043	20,034,918	18,368,370	16,188,558	17,301,857	14,575,798	12,544,457	10,532,419	11,665,887
Fines and forfeitures	1,594,336	1,455,716	1,281,017	1,235,203	1,332,870	999,971	996,060	1,013,335	869,131	870,842
Lease revenues	339,193	-	-	-	-	-	-	-	-	-
Investment income	-	110,773	127,152	42,016	-	-	-	-	-	-
Investment (income) loss	7,296,903	8,190,907	5,164,765	(408,134)	203,689	1,081,890	1,812,115	1,057,357	424,236	313,872
Miscellaneous revenue	4,658,287	1,966,670	1,296,601	1,533,995	1,065,657	1,231,389	1,845,702	2,073,811	1,503,962	817,563
Total revenues	241,708,466	211,204,087	191,309,514	158,870,558	137,308,418	137,657,272	126,875,678	120,849,987	102,314,330	103,537,540
Expenditures										
General government	38,907,771	33,576,535	30,394,645	28,909,562	25,837,504	22,817,798	22,798,040	21,275,601	20,716,509	17,956,972
Public safety	89,027,467	76,702,215	71,477,807	58,469,698	49,877,951	40,618,234	47,332,766	44,743,104	41,857,104	34,992,957
Physical environment	17,767,748	18,374,514	20,344,157	1,097,605	2,578,468	1,202,635	6,011,765	13,709,345	618,896	576,954
Transportation	14,896,260	11,374,713	5,930,238	5,412,984	5,365,325	4,898,369	5,188,889	5,401,237	5,773,361	7,248,499
Economic environment	3,877,673	3,205,135	2,858,818	2,525,234	2,572,460	2,129,707	2,657,618	2,351,311	2,513,610	2,348,516
Human services	5,168,169	5,313,239	4,953,291	4,770,967	11,194,506	18,295,814	4,262,250	3,964,165	4,371,216	4,303,909
Culture and recreation	5,302,488	5,356,759	4,362,787	3,976,230	3,900,122	3,466,878	3,474,573	3,569,077	3,803,206	3,529,957
Court related	5,263,267	5,558,686	4,653,489	4,459,510	4,456,529	3,901,449	4,017,480	4,104,604	3,951,800	3,712,989
Capital Outlay	37,360,738	21,860,058	28,878,406	34,443,778	14,426,287	13,418,810	29,685,563	18,219,558	11,816,603	27,039,648
Debt service										
Principal retirement	12,387,101	9,004,515	8,465,652	7,359,214	11,477,961	7,752,738	6,745,697	4,295,414	6,724,408	3,826,520
Interest and fiscal charges	2,922,473	2,936,919	2,998,093	2,954,267	3,120,441	3,450,542	3,794,212	3,304,248	3,275,636	3,546,346
Bond issuance costs	158,191	30,053	1,817	17,800	57,607	40,483	6,032	7,076	7,031	96,289
Total expenditures	233,039,346	193,293,341	185,319,200	154,396,849	134,865,161	121,993,457	135,974,885	124,944,740	105,429,380	109,179,556
Excess of revenues over (under) expenditures	$ 8,669,120	$ 17,910,746	$ 5,990,314	$ 4,473,709	$ 2,443,257	$ 15,663,815	$ (9,099,207)	$ (4,094,753)	$ (3,115,050)	$ (5,642,016)
Other Financing Sources (Uses)										
Transfers in	$ 6,300,841	$ 17,930,502	$ 9,996,624	$ 15,551,564	$ 8,685,201	$ 3,337,275	$ 2,398,012	$ 1,349,961	$ 2,943,952	$ 1,374,776
Transfers out	(8,392,347)	(20,372,867)	(11,509,252)	(15,560,750)	(11,085,063)	(3,346,635)	(2,406,357)	(1,356,992)	(2,949,517)	(1,782,976)
Long term debt issued	28,396,351	2,273,000	1,900,000	9,450,000	12,757,500	50,100	2,200,000	24,338,000	560,000	-
Premium on long term debt issued	-	-	-	-	-	-	-	-	-	11,380,000
Lease proceeds	-	239,750	-	-	-	-	-	-	-	-
Lease liabilities issued	948,426	1,332,798	2,035,422	132,745	-	-	-	-	-	-
Subscription liabilities issued	3,313,782	144,853	977,818	-	-	-	-	-	-	-
Capital lease	-	-	-	-	-	1,228,000	-	1,200,000	1,021,000	243,270
Proceeds from sale of capital assets	281,395	1,017,900	543,873	642,123	863,718	1,721,073	-	-	9,994	-
Payments to refunded bond escrow agent	(27,337,937)	-	-	-	-	-	-	-	-	(11,900,049)
Total other financing sources (uses)	3,510,511	2,565,936	3,944,485	10,215,682	11,221,356	2,989,813	2,191,655	25,530,969	1,585,429	(684,979)
Net change in fund balances	$ 12,179,631	$ 20,476,682	$ 9,934,799	$ 14,689,391	$ 13,664,613	$ 18,653,628	$ (6,907,552)	$ 21,436,216	$ (1,529,621)	$ (6,326,995)
Debt service as a percentage of noncapital expenditures	7.20%	6.91%	7.21%	8.61%	12.10%	10.36%	9.95%	7.18%	9.81%	8.97%

Schedule 5

FLAGLER COUNTY, FLORIDA

ASSESSED VALUE OF TAXABLE PROPERTY (5)

LAST TEN FISCAL YEARS

Fiscal Year	Total Assessed Valuation (1)	Tax Exempt Properties (2)	Save Our Homes Exemptions (3)	Other Exemptions (4)	Total Exempt	Real Property Taxable Valuation	Personal Property Taxable Valuation	Centrally Assessed Property	Taxable Assessed Value	Total Direct Tax Rate	Percentage of Taxable Value to Assessed Value
2025	$ 28,249,454,621	$ 1,303,828,170	$ 5,363,666,463	$ 3,449,684,099	$ 10,117,178,732	$ 17,423,971,782	$ 678,041,691	$ 23,260,665	$ 18,125,274,138	8.1800	64.2%
2024	26,697,936,451	1,097,003,844	5,883,859,512	3,094,463,372	10,075,326,728	15,870,381,648	628,528,152	23,692,161	16,522,601,961	8.2343	61.9%
2023	24,486,586,128	1,048,691,085	6,015,904,316	2,908,886,281	9,973,481,682	13,964,642,756	525,154,439	23,299,489	14,513,096,684	8.3343	59.3%
2022	22,518,011,852	1,145,059,738	5,971,188,592	2,291,805,868	9,408,054,198	12,248,250,626	416,624,777	26,584,593	12,691,459,996	8.3462	56.4%
2021	16,558,356,483	947,979,452	2,374,446,497	2,133,490,436	5,455,916,385	10,329,675,874	382,740,634	24,522,168	10,736,938,676	8.4847	64.8%
2020	14,846,646,485	952,121,550	1,675,475,902	2,393,971,968	5,021,569,420	9,459,676,148	341,240,812	23,889,265	9,824,806,225	8.5847	66.2%
2019	14,239,166,683	851,375,336	1,817,586,733	2,349,806,669	5,018,768,738	8,861,362,410	334,801,015	24,190,319	9,220,353,744	8.7247	64.8%
2018	12,991,017,208	901,582,659	1,349,078,577	2,245,725,057	4,496,386,293	8,122,501,452	347,939,803	24,148,872	8,494,590,127	8.6117	65.4%
2017	12,026,256,717	895,686,008	1,076,840,820	2,172,812,138	4,145,338,966	7,538,008,560	319,248,710	23,596,432	7,880,853,702	8.6317	65.5%
2016	11,446,627,252	896,658,668	934,864,798	2,210,908,489	4,042,431,955	7,055,381,789	326,444,597	22,310,778	7,404,137,164	8.4668	64.7%

(1) The Flagler County Property Appraiser shall assess all property at market or just value. In arriving at just valuation as required under s. 4 Article VII of the State Constitution, the Property Appraiser takes into consideration the factors listed in Section 193.011, Florida Statutes.
(2) Governmental and Institutional Exemptions.
(3) "Save Our Homes" (FS 193.155), limits annual increases in property value assessments on real property qualifying for and receiving Homestead Exemption.
(4) Other exemptions includes $51,411 homestead exemption, Disability, Widows/Widowers, Agricultural, land taxes, and Age 65 & older.
(5) Information on estimated actual value is not provided because it cannot be reasonably estimated based on assessed values.
(6) The numbers for fiscal years 2021, 2022 and 2023 have been updated to correct scriveners error.

Source: Flagler County Property Appraiser

Schedule 6

FLAGLER COUNTY, FLORIDA

PROPERTY TAX RATES - ALL DIRECT AND OVERLAPPING GOVERNMENTS
(MILLS PER $1,000 OF ASSESSED VALUE)
LAST TEN YEARS

	County Direct Rates			Overlapping Rates								
Fiscal Year	General Purposes	Debt Service	Total	School District	City of Palm Coast	City of Flagler Beach	City of Bunnell	East Flagler Mosquito Control District	SJWMD	FL Inland Navigation District	Town of Marineland	Town of Beverly Beach
2025	7.9945	0.1855	8.1800	5.3490	4.0893	5.4500	7.9300	0.3500	0.1793	0.0270	10.0000	1.0400
2024	7.9945	0.2398	8.2343	5.3650	4.1893	5.4500	7.9300	0.3250	0.1793	0.0288	10.0000	1.0800
2023	8.0547	0.2796	8.3343	5.4030	4.2570	5.4500	7.9300	0.3250	0.1793	0.0288	10.0000	1.1400
2022	8.0547	0.2915	8.3462	5.5460	4.6100	5.4500	7.4300	0.2975	0.1974	0.0320	10.0000	1.2274
2021	8.1547	0.3300	8.4847	5.8650	4.6100	5.4200	7.4300	0.2575	0.2189	0.0320	10.0000	1.3640
2020	8.2547	0.3300	8.5847	6.2020	4.6989	5.5710	6.4300	0.2458	0.2414	0.0320	10.0000	2.5000
2019	8.2297	0.4950	8.7247	6.4100	4.6989	5.3900	6.4300	0.2518	0.2562	0.0320	10.0000	2.5000
2018	8.1167	0.4950	8.6117	6.6390	4.5937	5.3600	7.3990	0.2403	0.2724	0.0320	10.0000	2.3000
2017	8.1167	0.5150	8.6317	6.9520	4.2450	5.2100	7.4500	0.2395	0.2885	0.0320	10.0000	2.3000
2016	7.9417	0.5251	8.4668	7.2550	4.2450	4.7074	7.4500	0.2376	0.3023	0.0320	10.0000	2.3000

(1) Not all residents in the unincorporated areas for the County are levied taxes for Flagler Mosquito Control

Source: Flagler County Tax Collector, Flagler County Property Appraiser

Schedule 7

FLAGLER COUNTY, FLORIDA

PRINCIPAL PROPERTY TAXPAYERS

CURRENT YEAR AND TEN YEARS AGO

2025				2016			
Taxpayer	Taxes	Percentage of Total Taxes Levied	Rank	Taxpayer	Taxes	Percentage of Total Taxes Levied	Rank
Florida Power & Light Company	$ 7,478,920	3.53%	1	Florida Power & Light Company	$ 5,998,597	4.17%	1
DR Horton INC	2,003,209	0.95%	2	KRG Palm Coast Landing LLC	499,941	0.35%	2
Spring Lake Asset LLC	965,822	0.46%	3	Bell South Telecommunications I	444,730	0.31%	3
Forestar (USA) Real Estate Group Inc.	828,797	0.39%	4	EBSCO Integra eoond LLC	355,190	0.25%	4
KB Home Jacksonville LLC	767,242	0.36%	5	Branch Island Walk Associates	334,990	0.23%	5
WL Residential Land LLC	737,138	0.35%	6	Bright House Networks LLC	333,448	0.23%	6
EBSCO Integra Woods LLC	696,087	0.33%	7	Florida Landmark Communities	325,500	0.23%	7
Optium Property Dvellopments LLC	649,896	0.31%	8	Florida East Coast Railway	322,725	0.22%	8
Preserve at Flagler Beach LLC	614,140	0.29%	9	Publix Super Markets INC	322,370	0.22%	9
Palm Coast Landing Owner LLC	523,912	0.25%	10	Brunswick Boat Group	320,568	0.22%	10
Total	$ 15,265,163	7.20%		Total	$ 9,258,060	6.43%	
Total Taxes Levied	$ 211,972,934			Total Taxes Levied	$ 143,974,359		

Source: Flagler County Tax Collector

Schedule 8

FLAGLER COUNTY, FLORIDA

PROPERTY TAX LEVIES AND COLLECTIONS

LAST TEN YEARS

Fiscal Year	Total Tax Levied	Current Tax Collections	Percentage of Levy Collected	Delinquent Tax Collections	Total Tax Collections	Percentage Tax Collected
2025	$ 235,873,059	$ 227,219,343	96.33%	N/A	$ 227,219,343	96.33%
2024	211,972,934	204,130,718	96.30%	N/A	204,130,718	96.30%
2023	190,212,936	182,967,962	96.19%	N/A	182,967,962	96.19%
2022	161,343,112	161,216,613	99.92%	N/A	161,216,613	99.92%
2021	150,153,155	150,069,347	99.94%	N/A	150,069,347	99.94%
2020	143,415,105	143,310,459	99.93%	N/A	143,310,459	99.93%
2019	134,695,145	134,503,598	99.86%	N/A	134,503,598	99.86%
2018	164,638,576	156,065,256	94.79%	N/A	156,065,256	94.79%
2017	150,882,148	142,986,360	94.77%	N/A	142,986,360	94.77%
2016	143,974,359	136,179,893	94.59%	N/A	136,179,893	94.59%

(1) Property taxes are due and payable as of November 1 and become delinquent on April 1st. A tax certificate sale is held on or before June 1st on all delinquent real estate taxes. Once tax certificate is purchased, a lien is placed on the property; therefore, real estate taxes are fully collected prior to the end of the County's fiscal year.

Source: Flagler County Tax Collector

Schedule 9
FLAGLER COUNTY, FLORIDA
RATIOS OF OUTSTANDING DEBT BY TYPE
LAST TEN FISCAL YEARS

Governmental Activities

Fiscal Year	General Obligation Bonds (2)	General Obligation Issuance Premiums (2)	Revenue Bonds (2)	Notes (2)	Revenue Issuance Premiums (2)	Capital Leases (2)	Lease Liability (2)	Subscription Liability (2)
2025	$ 19,520,000	$ 733,658	$ 22,949,210	$ 29,518,285	$ 5,018,793	$ -	$ 3,230,559	$ 3,146,849
2024	21,795,000	810,887	30,095,210	32,069,826	2,914,950	-	3,318,960	757,027
2023	23,990,000	888,113	32,390,210	33,079,118	3,169,870	-	2,853,616	994,608
2022	26,115,000	965,340	35,250,210	33,879,809	3,424,789	-	642,002	339,063
2021	28,155,000	1,042,568	35,795,000	14,994,810	3,679,707	13,957,039	761,639	-
2020	30,130,000	1,119,794	44,859,105	1,495,378	3,934,627	15,137,827	-	-
2019	32,060,000	1,197,022	47,627,000	3,421,579	4,189,545	14,275,388	-	-
2018	33,940,000	1,274,250	46,336,000	6,820,000	4,444,463	15,546,652	-	-
2017	35,765,000	1,351,477	41,570,000	2,997,000	4,699,382	1,068,066	-	-
2016	37,945,000	1,431,230	42,175,000	5,704,959	4,954,304	718,515	-	-

Business-type Activities

Fiscal Year	Revenue Bonds	Notes (2)	Lease Liability (2)	Subscripton Liability (2)	Governmental & Buisness-type Total	Percentage of Personal Income (1)	Per Capita (1)
2025	$ -	$ 4,021,000	$ 111,368	$ 95	$ 88,249,817	0.97%	627
2024	-	2,461,000	89,727	188	94,312,775	1.12%	692
2023	-	2,881,859	23,554	-	100,270,948	1.31%	791
2022	-	3,337,773	41,183	-	103,995,169	1.53%	860
2021	-	3,794,315	58,461	-	102,238,539	1.71%	863
2020	6,686,000	14,034,900	-	-	117,397,631	2.15%	1,020
2019	6,809,000	13,318,305	-	-	122,897,839	2.37%	1,097
2018	3,076,000	10,667,620	-	-	122,104,985	2.60%	1,067
2017	3,123,000	10,676,114	-	-	101,250,039	2.23%	910
2016	3,168,000	12,056,146	-	-	108,153,154	2.47%	999

(1) Refer to Table 14 for details of population, personal income, and per capita income.
(2) Details regarding Flagler County's outstanding debt can be found in Note 7 of the financial statements
(3) Florida Statues do not provide a legal debt margin for Florida counties

Schedule 10

FLAGLER COUNTY, FLORIDA

RATIOS OF GENERAL BONDED DEBT OUTSTANDING
LAST TEN FISCAL YEARS

Fiscal Year	General Obligation Bonds	General Obligation Bonds Issuance Premium	Less: Amounts Available in Debt Service Fund	Net General Bonded Debt (1)	Ratio of Net General Bonded Debt To Estimated Actual Taxable Value (2)	Net Bonded Debt per Capita (3)
2025	$ 19,520,000	$ 733,658	$ 5,669,437	$ 14,584,221	0.08%	103.64
2024	21,795,000	810,887	4,543,592	18,062,295	0.11%	132.51
2023	23,990,000	888,113	3,296,564	21,581,549	0.15%	170.33
2022	26,115,000	965,340	2,591,875	24,488,465	0.19%	202.50
2021	28,155,000	1,042,568	2,098,912	27,098,656	0.25%	228.78
2020	30,130,000	1,119,794	1,932,831	29,316,963	0.30%	254.75
2019	32,060,000	1,197,022	1,910,781	31,346,241	0.34%	279.71
2018	33,940,000	1,274,250	1,669,241	33,545,009	0.39%	293.25
2017	35,765,000	1,351,477	785,028	36,331,449	0.46%	326.40
2016	37,945,000	1,431,230	514,593	38,861,637	0.52%	358.80

(1) Net General Bonded Debt consists of bonds secured by and payable from ad valorem taxes less amounts available in the related debt service funds for retirement of those obligations.
(2) See the Schedule of Assessed Value of Taxable Property.
(3) Population data can be found in the Schedule of Demographic Statistics

Schedule 11

FLAGLER COUNTY, FLORIDA

DIRECT AND OVERLAPPING GOVERNMENTAL ACTIVITIES DEBT

AS OF SEPTEMBER 30, 2025

Government Unit	Debt Outstanding	Estimated Percentage Applicable	Amount Applicable to Primary Government
Flagler County Direct Debt:			
General Obligation Bonds	$ 20,253,658	100.00%	$ 20,253,658
Revenue Bonds	27,968,003	100.00%	27,968,003
Notes	29,518,285	100.00%	29,518,285
GASB 87 Leases	3,230,559	100.00%	3,230,559
GASB 96 Subscriptions	3,146,849	100.00%	3,146,849
Subtotal, direct debt	84,117,354		84,117,354
Overlapping Debt:			
School District	21,157,604	100.00%	21,157,604
City of Palm Coast	2,498,645	53.36%	1,333,277
Subtotal, overlapping debt	23,656,249		22,490,881
Total direct and overlapping debt	$ 107,773,603		$ 106,608,235

Sources: Countywide taxable value amounts were used to estimate applicable percentages. Outstanding debt balances as reported in governmental units financial reports.

Note: Overlapping governments are those that coincide, at least in part, with the geographic boundaries of the County. This schedule estimates the portion of the outstanding debt of those overlapping governments that is borne by the taxpayers of Flagler County. This process recognizes that, when considering the governments ability to issue and repay long-term debt, the entire debt burden borne by the taxpayers should be taken into account. However, this does not imply that every taxpayer is a resident, and therefore responsible for repaying the debt, of each overlapping government.

Schedule 12

FLAGLER COUNTY, FLORIDA

LEGAL DEBT MARGIN INFORMATION

LAST TEN FISCAL YEARS

The Constitution of the State of Florida, the Florida Statutes 200.181 and Flagler County, Florida have no set legal debt margin.

Schedule 13

FLAGLER COUNTY, FLORIDA

PLEDGED-REVENUE COVERAGE

LAST TEN FISCAL YEARS

Taxable Special Assessment Revenue Note, Series 2018A

Fiscal Year	Pledged-Revenues (1)	Less Operating Expenses	Net Available Revenue	Debt Service Principal	Debt Service Interest	Coverage
2025	$ 95,650	$ -	$ 95,650	$ 66,000	$ 19,704	1.12
2024	96,064	-	96,064	65,000	21,620	1.11
2023	95,515	-	95,515	63,000	23,467	1.10
2022	87,573	-	87,573	61,000	25,513	1.01
2021	163,647	-	163,647	189,894	41,577	0.71
2020	262,379	-	262,379	159,895	46,422	1.27
2019	387,553	-	387,553	311,000	76,690	1.00

Note: Bonds were issued in March 2018.

(1) The pledged revenues are the proceeds of special assessment levied against all benefited property.

Taxable Special Assessment Revenue Bond, Series 2018B

Fiscal Year	Pledged-Revenues (1)	Less Operating Expenses	Net Available Revenue	Debt Service Principal	Debt Service Interest	Coverage
2023	$ 704,330	$ -	$ 704,330	$ 677,000	$ 26,877	1.00
2022	703,722	-	703,722	651,000	52,722	1.00
2021	705,159	-	705,159	626,000	77,574	1.00
2020	707,968	-	707,968	603,000	101,513	1.00
2019	710,776	-	710,776	555,000	126,635	1.04

Note: Bonds were issued in June 2018.

(1) The pledged revenues are the proceeds of special assessment levied against all benefited property.
(2) Fiscal year 2022 amounts for the Taxable Special Assessment Revenue Bond, Series 2018A have been updated to correct scriveners error.

Tourist Development Tax Revenue Bond, Series 2017

Fiscal Year	Pledged-Revenues (1)	Less Operating Expenses	Net Available Revenue	Debt Service Principal	Debt Service Interest	Coverage
2021	$ 731,963	$ 272,090	$ 459,873	$ 4,661,000	$ 100,632	0.10
2020	529,517	107,349	422,168	675,000	119,464	0.53
2019	714,922	43,551	671,371	1,200,000	141,870	0.50
2018	1,327,934	85,917	1,242,017	-	69,661	17.83

Note: Bonds were issued in August 2017.

(1) The pledged revenues includes the Local Tourist Development Taxes.
(2) The Tourist Development Tax Revenue Bond, Series 2017 principal was paid in full on April 9, 2021.

Schedule 13 (Continued)

FLAGLER COUNTY, FLORIDA

PLEDGED-REVENUE COVERAGE

LAST TEN FISCAL YEARS

Water and Sewer System Revenue Bond, Series 2013

Fiscal Year	Pledged-Revenues (1)	Less Operating Expenses	Net Available Revenue	Debt Service Principal	Debt Service Interest	Coverage
2021	$ 1,824,948	$ 225,427	$ 1,599,521	$ 2,978,000	$ 28,556	0.53
2020	841,957	715,470	126,488	50,000	52,990	1.23
2019	863,465	536,778	326,687	48,000	107,660	2.10
2018	1,007,119	533,976	473,143	47,000	109,305	3.03
2017	1,029,458	571,453	458,005	45,000	110,880	2.94
2016	653,511	516,111	137,400	44,000	112,420	0.88

Note: Bonds were issued in April 2013

(1) Bonds were paid in full November 9, 2020.

(2) Water and sewer utilities were sold to Florida Government Utility Authority on December 10, 2020.

Taxable Airport Revenue Note, Series 2015

Fiscal Year	Pledged-Revenues (1)	Less Operating Expenses	Net Available Revenue	Debt Service Principal	Debt Service Interest	Coverage
2025	$ 625,502	$ -	$ 625,502	$ 205,000	$ 42,210	2.53
2024	598,425	1,068	597,357	198,000	49,176	2.42
2023	616,383	6,658	609,725	189,000	55,865	2.49
2022	531,217	5,854	525,363	181,000	62,275	2.16
2021	655,383	1,201	654,182	175,000	68,382	2.69
2020	538,007	3,968	534,039	169,000	74,316	2.19
2019	565,875	1,969	563,906	161,000	79,981	2.34
2018	583,470	26,439	557,031	156,000	85,481	2.31
2017	588,456	67,073	521,383	149,000	97,351	2.12
2016	525,441	55,437	470,004	145,000	107,791	1.86

(1) Note was issued in March 2015

Schedule 13 (Concluded)

FLAGLER COUNTY, FLORIDA

PLEDGED-REVENUE COVERAGE

LAST TEN FISCAL YEARS

Taxable Airport Refunding Revenue Note, Series 2015B

Fiscal Year	Pledged-Revenues (1)	Less Operating Expenses	Net Available Revenue	Debt Service Principal	Debt Service Interest	Coverage
2024	$ 3,856,859	$ 2,835,788	$ 1,021,071	$ 168,000	$ 43,479	4.83
2023	3,415,149	2,465,856	949,293	161,000	49,187	4.52
2022	3,810,361	2,942,659	867,702	155,000	54,670	4.14
2021	1,804,800	1,519,816	284,984	148,000	59,927	1.37
2020	1,886,968	1,449,644	437,324	142,000	64,958	2.11
2019	1,843,446	1,573,633	269,813	137,000	69,799	1.30
2018	1,649,215	1,485,346	163,869	131,000	74,449	0.80
2017	1,572,521	837,371	735,150	126,000	88,341	3.43
2016	1,501,573	1,274,658	226,915	100,000	108,065	1.09

(1) Note was issued in July 2015.
(2) 2016-2024 are numbers for Taxable Airport Refunding Revenue Note, Series 2015B.
(3) Beginning with fiscal year 2025, revenue pledged for the Taxable Airport Refunding Revenue Note, Series 2015B will also be pledged for the two new Revenue Notes (Capital Improvement Revenue Note, Series 2024A; Taxable Capital Improvement Revenue Note, Series 2024B).

Taxable Airport Refunding Revenue Note, Series 2015B, Capital Improvement Revenue Note, Series 2024A,

and Taxable Capital Improvement Revenue Note, Series 2024B

Fiscal Year	Pledged-Revenues (1)	Less Operating Expenses	Net Available Revenue	Debt Service Principal	Debt Service Interest	Coverage
2025	$ 3,518,867	$ 2,570,599	$ 948,268	$ 225,000	$ 90,400	3.01

(1) Taxable Airport Refunding Revenue Note, Series 2015B was issued in July 2015.
(2) Capital Improvement Revenue Note, Series 2014A and Capital Improvement Revenue Note, Series 2014B were issued December 18 , 2024.
(3) Beginning with fiscal year 2025, revenue pledged for the Taxable Airport Refunding Revenue Note, Series 2015B will also be pledged for the two new Revenue Notes (Capital Improvement Revenue Note, Series 2024A; Taxable Capital Improvement Revenue Note, Series 2024B).

Schedule 14

FLAGLER COUNTY, FLORIDA

DEMOGRAPHIC STATISTICS

LAST TEN YEARS

Fiscal Year	Population (1)	Personal Income (in thousands) (1)	Per Capita Income (1)	School Enrollment (2)	Unemployment Rate (1)
2025	140,714	$ 9,123,047	$ 66,716	14,873	4.9%
2024	136,310	8,388,319	63,819	14,201	4.0%
2023	126,705	7,639,215	60,291	13,670	3.7%
2022	120,932	6,812,858	56,336	12,577	3.4%
2021	118,451	5,993,452	50,599	12,625	5.9%
2020	115,081	5,473,063	47,558	12,833	5.9%
2019	112,067	5,179,684	46,220	12,849	3.6%
2018	114,391	4,697,956	41,068	12,883	3.6%
2017	111,309	4,536,625	40,756	12,845	4.7%
2016	108,310	4,380,834	40,447	12,820	5.5%

(1) Source: Florida Research & Economic Database (FRED) and Bureau of Economic Analysis. Economic & Demographic Research. Census Bureau. Estimated 2018 based on 2017 amounts.

(2) Source: Flagler County School District and Florida Department of Education

(3) Fiscal year 2023-2024 Population numbers have been updated to correct scrivener error.

Schedule 15

FLAGLER COUNTY, FLORIDA

PRINCIPAL EMPLOYERS

CURRENT YEAR AND TEN YEARS AGO

	2025			2016		
Employer	**Employees**	**Rank**	**Percentage of Total County Employment**	**Employees**	**Rank**	**Percentage of Total County Employment**
Flagler County Schools	2,184	1	3.90%	1,741	1	4.27%
Advent Health Palm Coast (previously Florida Hospital-Flagler)	1,713	2	3.06%	1,057	2	2.59%
ALSW LLC	1,075	3	1.92%	-	-	-
Publix Supermarkets	863	4	1.54%	690	5	1.69%
Hammock Beach Resort	661	5	1.18%	467	6	1.14%
City of Palm Coast	591	6	1.06%	413	7	1.01%
Flagler County Board	535	7	0.96%	280	9	0.69%
Walmart	452	8	0.81%	-	-	-
Flagler County Sheriff's Office	377	9	0.67%	270	10	0.66%
Target	186	10	0.33%	-	-	-
Palm Coast Data	-	-	-	721	4	1.77%
Bloomin Brands	-	-	-	290	8	0.71%
Boston Whaler (previously Sea Ray Boats)	-	-	-	740	3	1.81%
Total	8,637		15.43%	6,669		16.34%

Source: City of Palm Coast, Florida Research and Economic Database for civilian workforce, and Career Source

Schedule 16

FLAGLER COUNTY, FLORIDA

FULL-TIME EQUIVALENT EMPLOYEES BY PROGRAM/FUNCTION

LAST TEN FISCAL YEARS

	Fiscal Year									
	2025	2024	2023	2022	2021	2020	2019	2018	2017	2016
Program/Function:										
General Government										
Legislative and Executive	12.5	12.5	13.0	11.0	9.0	11.0	11.0	12.0	13.0	12.0
Financial and Administrative	50.1	47.3	45.8	37.3	36.1	25.9	25.0	24.9	23.0	22.0
Other General Government	58.6	48.0	40.5	40.8	40.8	40.0	41.0	48.5	48.5	48.0
Legal Counsel	4.0	4.0	4.0	4.0	4.0	3.0	4.0	4.0	4.0	4.0
Comprehensive Planning	5.5	5.5	4.6	8.0	9.2	9.9	8.4	7.4	7.4	6.9
Court-Related	4.0	4.0	4.0	4.0	4.0	4.0	4.0	4.0	4.0	4.0
Public Safety										
Fire/Rescue & Fire Inspection	122.0	120.0	117.0	117.0	98.0	98.0	97.5	93.0	92.0	89.0
Emergency Management	10.5	9.7	10.7	10.7	10.0	11.9	11.2	8.8	10.1	10.0
Building Inspections	13.8	14.8	14.2	13.8	11.1	10.2	8.8	7.8	7.8	7.2
Code Enforcement	1.8	1.8	1.3	1.3	0.8	1.9	2.3	2.3	2.3	1.9
Physical Environment	8.5	7.0	9.0	10.3	10.3	23.8	23.8	23.0	22.5	22.5
Transportation	68.9	68.9	75.9	77.4	78.4	76.8	78.0	68.8	68.8	69.8
Economic Environment	6.5	6.5	8.5	9.5	10.4	13.0	10.7	10.7	10.4	5.0
Human Services	20.7	22.5	19.5	19.5	18.5	18.5	17.5	17.5	17.5	16.5
Culture/Recreation										
Libraries	18.0	18.0	17.5	17.5	17.5	17.6	18.1	18.1	18.1	17.7
Parks and Recreation	22.0	22.0	23.0	22.5	22.5	21.0	21.0	23.0	21.5	21.5
Total	427.1	412.5	408.6	404.6	380.3	386.4	382.3	373.9	371.0	358.0
Constitutional Officers:										
Clerk of Court	62.0	63.0	61.0	61.0	56.8	59.3	51.0	54.0	54.0	56.0
Sheriff	361.0	345.8	344.0	344.0	314.0	308.0	308.0	295.0	279.0	285.0
Tax Collector	45.0	47.0	42.0	42.0	43.0	40.0	39.0	31.0	31.0	31.0
Property Appraiser	27.0	26.0	30.0	30.0	27.0	26.0	26.0	28.0	28.0	27.0
Supervisor of Elections	11.0	11.0	10.0	10.0	9.0	9.0	9.5	8.0	7.0	7.0
Total	506.0	492.8	487.0	487.0	449.8	442.3	433.5	416.0	399.0	406.0

Source: Flagler County Board of County Commissioners Budget Document

Schedule 17

FLAGLER COUNTY, FLORIDA

OPERATING INDICATORS
LAST TEN FISCAL YEARS

	Fiscal Year									
	2025	2024	2023	2022	2021	2020	2019	2018	2017	2016
General Government:										
Number of Building Permits Reviewed and Issued	3,527	3,245	3,417	3,517	3,721	3,032	3,590	3,081	2,596	2,029
Number of Registered Voters	96,019	99,697	93,016	96,592	91,891	93,343	84,972	82,192	78,193	78,586
Public Safety	-									
Physical Arrests by Sheriff's Department	3,059	3,159	3,178	3,090	2,782	2,535	2,934	3,124	2,708	2,649
Total Fire	255	195	220	206	3,194	909	1,789	2,714	2,869	4,564
Total EMS Runs	15,341	15,045	14,138	13,330	12,188	12,070	13,279	15,373	14,002	13,353
Flight Operations-Air Ambulance Transports	20	33	23	18	16	30	22	30	40	25
Human Services										
Number of acres sprayed by Mosquito Control	14,258	14,255	6,185	2,764	218	2,582	8,105	2,836	5,630	1,218
Meals on Wheels	23,797	23,335	34,439	32,584	46,485	52,687	19,495	24,150	27,735	26,361
Number of applicants for assistance	1,171	1,419	1,649	1,050	1,828	1,974	813	885	872	717
Culture Recreation										
Collection items circulated in County Libraries	539,981	391,144	485,854	458,477	422,619	383,618	479,115	414,423	406,000	411,988
Number of persons who visited County Libraries	285,028	240,158	235,063	201,590	184,057	184,256	299,633	291,630	315,398	291,352
Transportation										
Number of Trips	87,655	82,068	85,476	79,478	49,736	80,407	101,089	108,175	113,927	109,183
Physical Environment										
Wastewater flow, in millions of gallons (1)	-	-	-	-	47.920	269.153	267.545	217.017	215.918	182.89
Drinking water flow, in millions of gallons (1)	-	-	-	-	16.610	106.250	98.321	94.652	91.978	76.624
Number of water customers serviced (1)	-	-	-	-	2,807	2,743	2,732	2,377	2,277	2,307

(1) Water & Sewer Utilities were sold to Florida Governmental Utility Authority on 12/10/2020.
(2) Number of acres sprayed by Mosquito Control for fiscal year 2024 has been updated to correct scrivener error.

Source: Various Departments

Schedule 18

FLAGLER COUNTY, FLORIDA

CAPITAL ASSETS

LAST TEN FISCAL YEARS

	Fiscal Year									
	2025	2024	2023	2022	2021	2020	2019	2018	2017	2016
Program/Function:										
Public Safety										
Fire/Rescue Vehicles	58	69	61	62	56	56	58	55	50	51
Fire Stations (1)	13	13	13	13	13	13	8	8	7	7
Flight Operations Vehicles	2	2	2	2	2	2	2	2	2	2
Physical Environment										
Sanitary Landfill Site Acres	131.92	131.92	131.92	131.92	131.92	131.92	131.92	131.92	131.92	131.92
Transportation										
Miles of road maintained:										
Paved	117.224	104.364	100.3448	97.602	97.602	97.602	96.966	96.966	95.52	95.52
Unpaved	114.28	126.33	132.42	135.71	135.71	135.71	135.63	135.63	133.70	133.70
Public Works Vehicles	19	14	24	26	30	20	20	22	22	24
Public Works Heavy Machinery	52	56	57	66	75	59	59	64	63	65
Transit Vehicles	30	39	42	43	54	48	43	38	41	40
Culture/Recreation										
Parks & Recreation:										
Acreage	9,612	9,612	9,612	9,612	9,612	9,612	9,599	9,599	9,599	9,599
Number of Parks	28	28	28	28	28	28	27	27	27	26
Number of Playgrounds	13	13	13	13	13	13	13	13	13	12
Number of Community Centers	7	7	7	7	7	7	7	7	7	7
Libraries	2	2	2	2	2	2	2	2	2	2

(1) Number of fire stations for fiscal years 2020, 2021, and 2022 have been updated to correct scriveners error.

Source: Various departments

FLAGLER COUNTY, FLORIDA
SCHEDULE OF EXPENDITURES OF FEDERAL AWARDS AND STATE FINANCIAL ASSISTANCE
FOR THE YEAR ENDED SEPTEMBER 30, 2025

Federal/ State Agency Federal Program/ State Project	Assistance Listing No.	Contract/ Grant Number	Expenditures	Expenditures to Subrecipients
FEDERAL AWARDS				
Department of Justice (DOJ)				
Passed through Florida Office of the Attorney General:				
Crime Victim Assistance	16.575	VH255	$ 65,498	
			65,498	
Passed through Florida Department of Law Enforcement:				
Edward Byrne Memorial Justice Assistance Grant Program (JAG)	16.738	15PBJA-23-GG-02972-MUMU-6N235	52,901	
Edward Byrne Memorial Justice Assistance Grant Program (JAG)	16.738	15PBJA-24-GG-04564-JAGX	16,600	
			69,501	
Direct Assistance:				
Matthew Shepard and James Byrd, Jr. Hate Crimes Education, Investigation and Prosecution Program	16.040	15PBJA-23-GG-05370-HATE	43,074	
			43,074	
Body Worn Camera Policy and Implementation	16.835	15PBJA-23-GG-02658-BWCX	42,443	
			42,443	
Comprehensive Opioid, Stimulant and Substance Abuse Program	16.838	15PBJA-22-GG-04471-COAP	331,497	
			331,497	
U.S. Department of Transportation				
Direct Assistance:				
Federal Aviation Administration				
Airport Improvement Program, COVID-19 Airports Programs, and Infrastructure Investment and Jobs Act Programs (B, K)	20.106	3-12-0009-026-2023	59,536	
			59,536	
Federal Highway Administration				
Passed through Florida Department of Transportation:				
Federal-Aid Highway Program, Federal Lands Highway Program	20.205	G3129; FPN #452550-1-18-01	332,012	
			332,012	
Federal Transit Administration				
Passed through Florida Department of Transportation:				
Formula Grants for Rural Areas and Tribal Transit Program	20.509	G3872; FPN #435394-1-84-43	29,071	
			29,071	
Transit Services Programs Cluster:				
Enhanced Mobility of Seniors and Individuals with Disabilities	20.513	G2U69; FPN #451133-1-94-21	301,139	
Enhanced Mobility of Seniors and Individuals with Disabilities	20.513	G3887; FPN #451133-1-94-22	441,194	
Enhanced Mobility of Seniors and Individuals with Disabilities	20.513	G3889; FPN #452481-1-84-24	144,672	
Total Transit Services Programs Cluster			887,005	
Highway Safety Cluster:				
State and Community Highway Safety	20.600	G3449	87,673	
State and Community Highway Safety	20.600	G3545	50,000	
Total Highway Safety Cluster			137,673	
Department of the Treasury				
Direct Assistance:				
COVID 19 - Coronavirus State and Local Fiscal Recovery Funds	21.027	SLT-0734	5,241,611	$ 3,164,252
Passed through Florida Department of Transportation:				
COVID 19 - Coronavirus State and Local Fiscal Recovery Funds	21.027	G2A70; FPN #448759-1-54-01	110,561	
COVID 19 - Coronavirus State and Local Fiscal Recovery Funds	21.027	G2N51	1,463,415	
Passed through Florida Department of Environmental Protection:				
COVID 19 - Coronavirus State and Local Fiscal Recovery Funds	21.027	23FL4	285,141	
			7,100,728	3,164,252
Passed through Florida Department of Commerce:				
COVID 19 - Capital Projects Fund	21.029	BB205	3,738,861	
			3,738,861	

FLAGLER COUNTY, FLORIDA
SCHEDULE OF EXPENDITURES OF FEDERAL AWARDS AND STATE FINANCIAL ASSISTANCE
FOR THE YEAR ENDED SEPTEMBER 30, 2025

Federal/ State Agency Federal Program/ State Project	Assistance Listing No.	Contract/ Grant Number	Expenditures	Expenditures to Subrecipients
FEDERAL AWARDS (continued)				
Federal Communications Commission				
Direct Assistance:				
Emergency Connectivity Fund Program	32.009	FRN #2599049322	112,212	
			112,212	
U.S. Department of Health and Human Services				
Passed through the Northeast Florida Agency on Aging				
Aging Cluster:				
Special Programs for the Aging, Title III B	93.044	A024FCBCC	60,026	
Special Programs for the Aging, Title III B	93.044	A025FCBCC	142,364	
Special Programs for the Aging, Title III C1	93.045	A024FCBCC	15,200	
Special Programs for the Aging, Title III C2	93.045	A024FCBCC	54,955	
Special Programs for the Aging, Title III C1	93.045	A025FCBCC	49,320	
Special Programs for the Aging, Title III C2	93.045	A025FCBCC	133,142	
Nutrition Services Incentive Program	93.053	A024FCBCC	4,903	
Nutrition Services Incentive Program	93.053	A025FCBCC	9,004	
Total Aging Cluster			468,914	
National Family Caregiver Support - Older Americans Act Title III E - In Home Respite (3E)	93.052	A024FCBCC	36,201	
National Family Caregiver Support - Older Americans Act Title III E - In Home Respite (3E)	93.052	A025FCBCC	52,192	
			88,393	
Low-Income Home Energy Assistance	93.568	P021FCBCC	29,187	
Low-Income Home Energy Assistance	93.568	P025FCBCC	1,359	
			30,546	
Passed through the Florida Department of Revenue				
Child Support Enforcement	93.563	COC18	44,850	
			44,850	
Department of Homeland Security				
Passed through Federal Emergency Management Agency				
Disaster Grant - Public Assistance (Presidential Declared Disasters) Hurricane Matthew	97.036	17PAU504-PW466, PW462, PW594	17,934	
Disaster Grant - Public Assistance (Presidential Declared Disasters)	97.036	D2025	70,755	
Disaster Grant - Public Assistance (Presidential Declared Disasters) Hurricane Ian	97.036	Z4521-PW5	445,761	
Disaster Grant - Public Assistance (Presidential Declared Disasters) Hurricane Ian	97.036	Z4521-PW60	803,781	
Disaster Grant - Public Assistance (Presidential Declared Disasters) Hurricane Ian	97.036	Z2860-PW3667	25,288	
Disaster Grant - Public Assistance (Presidential Declared Disasters) Hurricane Ian	97.036	Z2860-PW2631	585,440	
Disaster Grant - Public Assistance (Presidential Declared Disasters) Hurricane Ian	97.036	Z3705-PW520	170,166	
Disaster Grant - Public Assistance (Presidential Declared Disasters) Hurricane Dorian	97.036	Z3705-PW521	371,212	
			2,490,337	
Hazard Mitigation Grant	97.039	H0986	773,970	
			773,970	
Emergency Management Performance Grant Program (EMPG)	97.042	G0535	63,017	
			63,017	
Homeland Security Grant Program	97.067	R0932	50,438	
Homeland Security Grant Program	97.067	R0882	38,640	
			89,078	
TOTAL EXPENDITURES OF FEDERAL AWARDS			$ 16,998,216	$ 3,164,252

FLAGLER COUNTY, FLORIDA
SCHEDULE OF EXPENDITURES OF FEDERAL AWARDS AND STATE FINANCIAL ASSISTANCE
FOR THE YEAR ENDED SEPTEMBER 30, 2025

Federal/ State Agency Federal Program/ State Project	CSFA NUMBER	Contract/ Grant Number	Expenditures	Expenditures to Subrecipients
STATE FINANCIAL ASSISTANCE				
Executive Office of the Governor				
Passed through Florida Division of Emergency Management				
Emergency Management Programs	31.063	A0517	$ 2,950	
Emergency Management Programs	31.063	A0547	3,094	
Emergency Management Programs	31.063	A0455	103,547	
			109,591	
Emergency Management Projects	31.067	T0357	1,782	
			1,782	
State Hurricane Recovery Grant Program	31.081	D1490	601,563	
			601,563	
Department of Environmental Protection				
Beach Management Funding Assistance Program	37.003	25FL1	4,329,354	
			4,329,354	
Statewide Water Quality Restoration Projects	37.039	LPA0287	900,484	$ 554,543
			900,484	554,543
Resilient Florida Programs	37.098	23PLN10	166,667	
			166,667	
Hurricane Restoration Reimbursement Grant Program	37.113	23FL2	1,299,114	
			1,299,114	
Division of Recreation and Parks-The Local Trail Management Grant Program	37.118	TG043	134,691	
			134,691	
Department of Commerce				
Division of Housing and Community Development	40.038	HL282	461,274	
			461,274	
Florida Housing Finance Corporation				
State Housing Initiatives Partnership Program (SHIP)	40.901	SHIP 2022-2023, 2023-2024	1,005,178	
			1,005,178	
Department of Agriculture and Consumer Services				
Mosquito Control Program	42.003	FDACS Contract #016082;011678;014986	6,134	
			6,134	
Department of Financial Services				
Fire Decontamination Equipment Grant Project	43.013	FM960	19,079	
Fire Decontamination Equipment Grant Project	43.013	FM1011	9,921	
			29,000	
Department of State and Secretary of State				
Public Library Construction Program	45.02	24-PLC-03	300,000	
			300,000	
State Aid to Libraries	45.030	24-ST-10	20,669	
			20,669	

FLAGLER COUNTY, FLORIDA
SCHEDULE OF EXPENDITURES OF FEDERAL AWARDS AND STATE FINANCIAL ASSISTANCE
FOR THE YEAR ENDED SEPTEMBER 30, 2025

Federal/ State Agency Federal Program/ State Project	CSFA NUMBER	Contract/ Grant Number	Expenditures	Expenditures to Subrecipients
STATE FINANCIAL ASSISTANCE (continued)				
Department of Transportation				
Florida Commission for the Transportation Disadvantaged (CTD), Trip and Equipment Grant Program	55.001	G2Z09; FM #43202718401/43202818401	470,475	
Florida Commission for the Transportation Disadvantaged (CTD), Trip and Equipment Grant Program	55.001	G3D85; FM #43202718401/43202818401	227,027	
			697,502	
Small County Outreach Program (SCOP)	55.009	G2F84; FPN #450921-1-54-01	18,785	
Small County Outreach Program (SCOP)	55.009	G2N51; FPN #437209-1-54-01	2,128,565	
Small County Outreach Program (SCOP)	55.009	G2Q79; FPN #438637-1-34-01	12,342	
Small County Outreach Program (SCOP)	55.009	G2T34; FPN #446928-1-34-01	128,616	
			2,288,308	
Public Transportation Block Grant	55.010	G3C76; FPN #442452-1-84-03	331,730	
			331,730	
Small County Road Assistance Program (SCRAP)	55.016	G2A70; FPN #448759-1-54-01	81,051	
Small County Road Assistance Program (SCRAP)	55.016	G2N51; FPN #437209-1-54-01	2,058,686	
Small County Road Assistance Program (SCRAP)	55.016	G2S98; FPN #446926-1-34-01	2,438	
Small County Road Assistance Program (SCRAP)	55.016	G3238; FPN #446939-1-34-01	204,079	
Small County Road Assistance Program (SCRAP)	55.016	G3237; FPN #446930-1-34-01	62,610	
			2,408,864	
Florida Shared-Use Nonmotorized (SUN) Trail Network Program	55.038	G3C21; FPN #438636-2-34-01	182,311	
			182,311	
Local Transportation Projects	55.039	G2F84; FPN #450921-1-54-01	3,892,523	
Local Transportation Projects	55.039	G3890; FPN #437025-3-94-02	1,555,624	
			5,448,147	
Department of Elder Affairs				
Passed through the Northeast Florida Agency on Aging				
Home Care for the Elderly	65.001	H024FCBCC	10,024	
Home Care for the Elderly	65.001	H025FCBCC	2,668	
			12,692	
Alzheimer's Respite Services	65.004	Z024FCBCC	208,217	
Alzheimer's Respite Services	65.004	Z025FCBCC	60,212	
			268,429	
Community Care for the Elderly	65.010	C024FCBCC	232,838	
Community Care for the Elderly	65.010	C025FCBCC	59,699	
			292,537	
Department of Management Services				
Prepaid Next Generation 911 (NG911) State Grant Program	72.003	S22-23-01-21	62,885	
			62,885	
Department of Law Enforcement				
FDLE Drone Replacement Program	71.092	3X160	20,058	
			20,058	
State Assistance for Fentanyl Eradication (S.A.F.E.) in Florida	71.122	SAFE-SF-018	24,757	
			24,757	
Online Sting Operations Grant Program	71.148	OS010	18,611	
			18,611	
School Security Assessment Grant Program	71.152	LV029	30,770	
			30,770	
TOTAL EXPENDITURES OF STATE FINANCIAL ASSISTANCE			$ 21,453,102	$ 554,543

FLAGLER COUNTY, FLORIDA
NOTES TO THE SCHEDULE OF EXPENDITURES OF FEDERAL AWARDS
AND STATE FINANCIAL ASSISTANCE
FOR THE YEAR ENDED SEPTEMBER 30, 2025

(1) **Basis of Presentation:**

The accompanying Schedule of Expenditures of Federal Awards and State Financial Assistance (the Schedule) includes the Federal and State award activity of Flagler County, Florida for the year ended September 30, 2025. The information in this schedule is presented in accordance with the requirements of Title 2 U.S. *Code of Federal Regulations* Part 200, *Uniform Administrative Requirements, Cost Principles, and Audit Requirements for Federal Awards* (Uniform Guidance). and Chapter 10.550, Rules of the Auditor General.

(2) **Summary of Significant Accounting Policies:**

Expenditures reported on the Schedule are reported on the modified accrual basis of accounting. Such expenditures are recognized when they become a demand on current available financial resources. Expenditures on contracts dated before or on December 26, 2014, are recognized following the cost principles in OMB Circular A-133, and expenditures on all subsequent contracts are recognized following the cost principles contained in the Uniform Guidance, wherein certain types of expenditures are not allowable or are limited as to reimbursement.

(3) **Indirect Cost Rate**

The Uniform Guidance allows a County to elect a de minimis indirect cost rate. The County did not charge an indirect cost rate to any federal or state programs.

(4) **Noncash Assistance**

The County did not receive any noncash assistance during the year ended September 30, 2025.

JAMESMOORE

INDEPENDENT AUDITORS' REPORT ON COMPLIANCE FOR EACH MAJOR FEDERAL PROGRAM AND STATE PROJECT AND REPORT ON INTERNAL CONTROL OVER COMPLIANCE IN ACCORDANCE WITH THE UNIFORM GUIDANCE, AND CHAPTER 10.550, RULES OF THE AUDITOR GENERAL

To the Honorable Board of County Commissioners,
Flagler County, Florida:

Report on Compliance for Each Major Federal Program and Each Major State Project

Opinion on Each Major Federal Program and Each Major State Project

We have audited Flagler County, Florida's (the County) compliance with the types of compliance requirements identified as subject to audit in the U.S. Office of Management and Budget (OMB) *Compliance* Supplement and the Florida Department of Financial Services *State Project Compliance Supplement* that could have a direct and material effect on each of the County's major federal programs and major state projects, for the year ended September 30, 2025. The County's major federal programs and major state projects are identified in the summary of auditors' results section of the accompanying schedule of findings and questioned costs.

In our opinion, the County complied, in all material respects, with the compliance requirements referred to above that could have a direct and material effect on each of its major federal programs and state projects for the year ended September 30, 2025.

Basis for Opinion on Each Major Federal Program and Each Major State Project

We conducted our audit of compliance in accordance with auditing standards generally accepted in the United States of America (GAAS); the standards applicable to financial audits contained in *Government Auditing Standards*, issued by the Comptroller General of the United States; the audit requirements of Title 2 U.S. Code of Federal Regulations, Part 200, *Uniform Administrative Requirements, Cost Principles, and Audit Requirements for Federal Awards* (Uniform Guidance); and Chapter 10.550, Rules of the Auditor General. Our responsibilities under those standards, the Uniform Guidance, and Chapter 10.550, Rules of the Auditor General, are further described in the Auditors' Responsibilities for the Audit of Compliance section of our report.

We are required to be independent of the County and to meet our other ethical responsibilities, in accordance with relevant ethical requirements relating to our audit. We believe that the audit evidence we have obtained is sufficient and appropriate to provide a basis for our opinion on compliance for each major federal program and major state project. Our audit does not provide a legal determination of the County's compliance with the compliance requirements referred to above.

Responsibilities of Management for Compliance

Management is responsible for compliance with the requirements referred to above and for the design, implementation, and maintenance of effective internal control over compliance with the requirements of laws, statutes, regulations, rules and provisions of contracts or grant agreements applicable to the County's major federal programs and state projects.

Auditors' Responsibilities for the Audit of Compliance

Our objectives are to obtain reasonable assurance about whether material noncompliance with the compliance requirements referred to above occurred, whether due to fraud or error, and express an opinion on the County's compliance based on our audit. Reasonable assurance is a high level of assurance but is not absolute assurance and therefore is not a guarantee that an audit conducted in accordance with GAAS, *Government Auditing Standards*, the Uniform Guidance, and Chapter 10.550, Rules of the Auditor General, will always detect material noncompliance when it exists. The risk of not detecting material noncompliance resulting from fraud is higher than for that resulting from error, as fraud may involve collusion, forgery, intentional omissions, misrepresentations, or the override of internal control. Noncompliance with the compliance requirements referred to above is considered material, if there is a substantial likelihood that, individually or in the aggregate, it would influence the judgment made by a reasonable user of the report on compliance about the County's compliance with the requirements of each major federal program and major state project as a whole.

In performing an audit in accordance with GAAS, *Government Auditing Standards*, the Uniform Guidance, and Chapter 10.550, Rules of the Auditor General, we:

- Exercise professional judgment and maintain professional skepticism throughout the audit.
- Identify and assess the risks of material noncompliance, whether due to fraud or error, and design and perform audit procedures responsive to those risks. Such procedures include examining, on a test basis, evidence regarding the County's compliance with the compliance requirements referred to above and performing such other procedures as we considered necessary in the circumstances.
- Obtain an understanding of the County's internal control over compliance relevant to the audit in order to design audit procedures that are appropriate in the circumstances and to test and report on internal control over compliance in accordance with the Uniform Guidance, and Chapter 10.550, Rules of the Auditor General, but not for the purpose of expressing an opinion on the effectiveness of the County's internal control over compliance. Accordingly, no such opinion is expressed.

We are required to communicate with those charged with governance regarding, among other matters, the planned scope and timing of the audit and any significant deficiencies and material weaknesses in internal control over compliance that we identified during the audit.

Report on Internal Control Over Compliance

A *deficiency in internal control over compliance* exists when the design or operation of a control over compliance does not allow management or employees, in the normal course of performing their assigned functions, to prevent, or detect and correct, noncompliance with a type of compliance requirement of a federal program on a timely basis. A *material weakness in internal control over compliance* is a deficiency, or combination of deficiencies, in internal control over compliance, such that there is a reasonable possibility that material noncompliance with a type of compliance requirement of a federal program will not be prevented, or detected and corrected, on a timely basis. A *significant deficiency in internal control over compliance* is a deficiency, or a combination of deficiencies, in internal control over compliance with a type of compliance requirement of a federal program that is less severe than a material weakness in internal control over compliance, yet important enough to merit attention by those charged with governance.

Our consideration of internal control over compliance was for the limited purpose described in the Auditors' Responsibilities for the Audit of Compliance section above and was not designed to identify all deficiencies in internal control over compliance that might be material weaknesses or significant deficiencies in internal control over compliance. Given these limitations, during our audit we did not identify any deficiencies in internal control over compliance that we consider to be material weaknesses, as defined above. However, material weaknesses or significant deficiencies in internal control over compliance may exist that were not identified.

Our audit was not designed for the purpose of expressing an opinion on the effectiveness of internal control over compliance. Accordingly, no such opinion is expressed.

The purpose of this report on internal control over compliance is solely to describe the scope of our testing of internal control over compliance and the results of that testing based on the requirements of the Uniform Guidance and Chapter 10.550, Rules of the Auditor General. Accordingly, this report is not suitable for any other purpose.

James Moore & Co., P.L.

Daytona Beach, Florida
May 22, 2026

FLAGLER COUNTY, FLORIDA
SCHEDULE OF FINDINGS AND QUESTIONED COSTS
FOR THE YEAR ENDED SEPTEMBER 30, 2025

I. **Summary of Auditors' Results:**

Financial Statements:

Type of audit report issued on the financial statements: *Unmodified*

Internal control over financial reporting:

Material weakness(es) identified? _____ yes __X__ no

Significant deficiency(ies) identified? _____ yes __X__ none reported

Noncompliance material to financial statements noted? _____ yes __X__ no

Federal Awards:

Internal control over major Federal programs:

Material weakness(es) identified? _____ yes __X__ no

Significant deficiency(ies) identified? _____ yes __X__ none reported

Type of auditors' report issued on compliance for major Federal programs: *Unmodified*

Any audit findings disclosed that are required to be reported in accordance with 2 CFR 200.516(a)? _____ yes __X__ none reported

Auditee qualified as a low-risk auditee? __X__ yes _____ no

Dollar threshold used to distinguish between type A and type B programs: $1,000,000

Identification of major Federal programs:

Assistance Listing Number	Program Name
21.029	Coronavirus Capital Projects Fund

State Financial Assistance:

Internal control over major State projects:

Material weakness(es) identified?	_____ yes	__X__ no
Significant deficiency(ies) identified?	_____ yes	__X__ none reported

Type of auditors' report issued on compliance for major State projects: *Unmodified*

Any audit findings disclosed that are required to be reported for state financial assistance projects in accordance with Chapter 10.550?	_____ yes	__X__ none reported
Dollar threshold used to distinguish between type A and type B programs:		$750,000

Identification of major State projects:

CSFA Number	Project Name
37.003	Beach Management Funding Assistance Program
37.039	Statewide Water Quality Restoration Projects
55.016	Small County Road Assistance Program (SCRAP)
55.039	Local Transportation Projects

II. **Financial Statement Findings:** None.

III. **Federal Awards Programs Findings and Questioned Costs:** None.

IV. **State Financial Assistance Projects Findings and Questioned Costs:** None.

V. **Prior Audit Findings:** N/A as there were no prior year findings.

VI. **Corrective Action Plan:** N/A as there were no current year findings.

JAMESMOORE

INDEPENDENT AUDITORS' REPORT ON INTERNAL CONTROL OVER FINANCIAL REPORTING AND ON COMPLIANCE AND OTHER MATTERS BASED ON AN AUDIT OF FINANCIAL STATEMENTS PERFORMED IN ACCORDANCE WITH *GOVERNMENT AUDITING STANDARDS*

To the Honorable Board of County Commissioners,
Flagler County, Florida:

We have audited, in accordance with the auditing standards generally accepted in the United States of America and the standards applicable to financial audits contained in *Government Auditing Standards*, issued by the Comptroller General of the United States, the financial statements of the governmental activities, the business-type activities, each major fund, and the aggregate remaining fund information of Flagler County, Florida (the County), as of and for the year ended September 30, 2025, and the related notes to the financial statements, which collectively comprise the County's basic financial statements, and have issued our report thereon dated May 22, 2026.

Report on Internal Control Over Financial Reporting

In planning and performing our audit of the financial statements, we considered the County's internal control over financial reporting (internal control) as a basis for designing audit procedures that are appropriate in the circumstances for the purpose of expressing our opinions on the financial statements, but not for the purpose of expressing an opinion on the effectiveness of the County's internal control. Accordingly, we do not express an opinion on the effectiveness of the County's internal control.

A *deficiency in internal control* exists when the design or operation of a control does not allow management or employees in the normal course of performing their assigned functions, to prevent, or detect and correct, misstatements on a timely basis. A *material weakness* is a deficiency, or a combination of deficiencies, in internal control, such that there is a reasonable possibility that a material misstatement of the County's financial statements will not be prevented, or detected and corrected on a timely basis. A *significant deficiency* is a deficiency, or a combination of deficiencies, in internal control that is less severe than a material weakness, yet important enough to merit attention by those charged with governance.

Our consideration of internal control was for the limited purpose described in the first paragraph of this section and was not designed to identify all deficiencies in internal control that might be material weaknesses or significant deficiencies. Given these limitations, during our audit we did not identify any deficiencies in internal control that we consider to be material weaknesses. However, material weaknesses or significant deficiencies may exist that were not identified.

Report on Compliance and Other Matters

As part of obtaining reasonable assurance about whether the County's financial statements are free from material misstatement, we performed tests of its compliance with certain provisions of laws, regulations, contracts, and grant agreements, noncompliance with which could have a direct and material effect on the financial statements. However, providing an opinion on compliance with those provisions was not an objective of our audit and, accordingly, we do not express such an opinion. The results of our tests disclosed no instances of noncompliance or other matters that are required to be reported under *Government Auditing Standards*.

Purpose of This Report

The purpose of this report is solely to describe the scope of our testing of internal control and compliance and the results of that testing, and not to provide an opinion on the effectiveness of the County's internal control or on compliance. This report is an integral part of an audit performed in accordance with *Government Auditing Standards* in considering the County's internal control and compliance. Accordingly, this communication is not suitable for any other purpose.

James Moore & Co., P.L.

Daytona Beach, Florida
May 22, 2026

JAMESMOORE

INDEPENDENT AUDITORS' MANAGEMENT LETTER REQUIRED BY CHAPTER 10.550, RULES OF THE STATE OF FLORIDA OFFICE OF THE AUDITOR GENERAL

To the Honorable Board of County Commissioners,
Flagler County, Florida:

Report on the Financial Statements

We have audited the financial statements of Flagler County, Florida (the County) as of and for the fiscal year ended September 30, 2025, and have issued our report thereon dated May 22, 2026.

Auditors' Responsibility

We conducted our audit in accordance with auditing standards generally accepted in the United States of America; the standards applicable to financial audits contained in *Government Auditing Standards,* issued by the Comptroller General of the United States; the audit requirements of Title 2 U.S. Code of Federal Regulations Part 200, *Uniform Administrative Requirements, Cost Principles, and Audit Requirements for Federal Awards* (Uniform Guidance); and Chapter 10.550, Rules of the Auditor General.

Other Reporting Requirements

We have issued our Independent Auditors' Report on Internal Control over Financial Reporting and on Compliance and Other Matters Based on an Audit of the Financial Statements Performed in Accordance with *Government Auditing Standards*, Independent Auditors' Report on Compliance for Each Major Federal Program and State Project and Report on Internal Control over Compliance in accordance with the Uniform Guidance and Chapter 10.550, Rules of the Auditor General; Schedule of Findings and Questioned Costs; and Independent Accountants' Examination Report on an examination conducted in accordance with *AICPA Professional Standards*, AT-C Section 315, regarding compliance requirements in accordance with Chapter 10.550, Rules of the Auditor General. Disclosures in those reports and schedule, which are dated May 22, 2026, should be considered in conjunction with this management letter.

Prior Audit Findings

Section 10.554(1)(i)1., Rules of the Auditor General, requires that we determine whether or not corrective actions have been taken to address findings and recommendations made in the preceding financial audit report. The County has no uncorrected prior audit findings that are required to be identified pursuant to the Rules of the Auditor General.

Official Title and Legal Authority

Section 10.554(1)(i)4., Rules of the Auditor General, requires that the name or official title and legal authority for the primary government and each component unit of the reporting entity be disclosed in this management letter, unless disclosed in the notes to the financial statements. The legal authority for the primary government and component units of the reporting entity is disclosed in Note 1 of the basic financial statements.

Financial Condition and Management

Section 10.554(1)(i)5.a. and 10.556(7), Rules of the Auditor General, require us to apply appropriate procedures and communicate the results of our determination as to whether or not the County has met one or more of the conditions described in Section 218.503(1), Florida Statutes, and to identify the specific condition(s) met. In connection with our audit, we determined that the County did not meet any of the conditions described in Section 218.503(1), Florida Statutes.

Pursuant to Sections 10.554(1)(i)5.b. and 10.556(8), Rules of the Auditor General, we applied financial condition assessment procedures. It is management's responsibility to monitor the County's financial condition, and our financial condition assessment was based in part on representations made by management and review of financial information provided by same.

Section 10.554(1)(i)2., Rules of the Auditor General, requires that we communicate any recommendations to improve financial management. In connection with our audit, we had no such recommendations.

Property Assessed Clean Energy (PACE) Programs

The following items have been provided to us to comply with state reporting requirements and have not been audited by us. We did not audit the following information within this section, nor were we required to perform any procedures to verify the accuracy or the completeness of the information provided by management. We do not express an opinion, a conclusion, nor provided any form of assurance on this data.

As required by Section 10.554(1)(i)6.a, Rules of the Auditor General, the County and below listed special districts did not have a property assessed clean energy (PACE) program that finances qualifying improvements authorized pursuant to Section 163.081 or Section 163.082, Florida Statutes, operated within the County's or District's geographical boundaries during the fiscal year under audit.

Special District Component Units

Section 10.554(1)(i)5.c., Rules of the Auditor General, requires, if appropriate, that we communicate the failure of a special district that is a component unit of a county, municipality, or special district, to provide the financial information necessary for proper reporting of the component unit within the audited financial statements of the county, municipality, or special district in accordance with Section 218.39(3)(b), Florida Statutes. In connection with our audit, we did not note any special district component units that failed to provide the necessary information for proper reporting in accordance with Section 218.39(2)(b), Florida Statutes. Management has provided the specific information required by Section 218.39(3)(c) in the Statistical Section of the Annual Comprehensive Financial Report.

Additional Matters

Section 10.554(1)(i)3., Rules of the Auditor General, requires us to communicate noncompliance with provisions of contracts or grant agreements, or abuse, that have occurred, or are likely to have occurred, that have an effect on the financial statements that is less than material but warrants the attention of those charged with governance. In connection with our audit, we did not note any such findings.

Purpose of this Letter

Our management letter is intended solely for the information and use of the Legislative Auditing Committee, members of the Florida Senate and the Florida House of Representatives, the Florida Auditor General, Federal and other granting agencies, the Board of Governors, and applicable management, and is not intended to be and should not be used by anyone other than these specified parties.

James Moore & Co., P.L.

Daytona Beach, Florida
May 22, 2026

JAMESMOORE

INDEPENDENT ACCOUNTANTS' EXAMINATION REPORT

To the Honorable Board of County Commissioners,
Flagler County, Florida:

We have examined Flagler County, Florida's (the County) compliance with Section 365.172, Florida Statutes, *Emergency Communications Number "E911"*, Section 365.173, Florida Statutes, *Communications Number E911 System Fund*, and Section 218.415, Florida Statutes, *Local Government Investment Policies,* for the year ended September 30, 2025. Management is responsible the County's compliance with those requirements. Our responsibility is to obtain reasonable assurance by evaluating against the aforementioned statutes and performing other procedures to obtain sufficient appropriate evidence to express an opinion that conveys the results of our evaluation based on our examination.

Our examination was conducted in accordance with the attestation standards for a direct examination engagement established by the American Institute of Certified Public Accountants (AICPA). Those standards require that we obtain reasonable assurance for evaluating the County's compliance with the aforementioned statutes during the year ended September 30, 2025, and performing other procedures to obtain sufficient appropriate evidence to express an opinion that conveys the results of evaluation of our evaluation of the County's compliance during the year ended September 30, 2025. The nature, timing, and extent of the procedures selected depend on our judgment, including an assessment of the risks that the County was not in compliance with the statutes in all material respects, whether due to fraud or error. We believe that the evidence we obtained is sufficient and appropriate to provide a reasonable basis for our opinion.

We are required to be independent and to meet our other ethical responsibilities in accordance with relevant ethical requirements relating to our examination engagement.

In our opinion, the County complied with the aforementioned requirements for the year ended September 30, 2025, in all material respects.

James Moore & Co., P.L.

Daytona Beach, Florida
May 22, 2026

CLERK OF THE CIRCUIT COURT & COMPTROLLER

FLAGLER COUNTY, FLORIDA

FINANCIAL STATEMENTS

SEPTEMBER 30, 2025

CLERK OF THE CIRCUIT COURT & COMPTROLLER
FLAGLER COUNTY, FLORIDA
TABLE OF CONTENTS
SEPTEMBER 30, 2025

Independent Auditors' Report 1

Financial Statements:
- Balance Sheet – Governmental Funds 4
- Statement of Revenues, Expenditures, and Changes in Fund Balances – Governmental Funds.....5
- Statement of Fiduciary Net Position – Fiduciary Funds.....6
- Statement of Changes in Fiduciary Net Position - Fiduciary Funds.....7

Notes to Financial Statements.....8

Required Supplementary Information:
- Schedules of Revenues, Expenditures, and Changes in Fund Balances – Budget and Actual – Major Governmental Funds 16

Supplementary Information:
- Combining Statement of Fiduciary Net Position – Fiduciary Funds.....21
- Combining Statement of Changes in Fiduciary Net Position - Fiduciary Funds.....22

Additional Elements required by the Rules of the Auditor General:
- Independent Auditors' Management Letter Required by Chapter 10.550, Rules of the State of Florida, Office of the Auditor General 24
- Independent Auditors' Report on Internal Control over Financial Reporting and on Compliance and Other Matters Based on an Audit of Financial Statements Performed in Accordance with Government Auditing Standards 26
- Independent Accountants' Examination Report 28

JAMESMOORE

INDEPENDENT AUDITORS' REPORT

The Honorable Tom Bexley, Clerk of the Circuit Court & Comptroller,
Flagler County, Florida:

Report on the Audit of the Financial Statements

Opinions

We have audited the financial statements of each major fund and the aggregate remaining fund information of the Flagler County, Florida Clerk of Court and Comptroller (the Office), as of and for the year ended September 30, 2025, and the related notes to the financial statements, which collectively comprise the Office's financial statements, as listed in the table of contents.

In our opinion, the accompanying financial statements referred to above present fairly, in all material respects, the respective financial position of each major fund, and the aggregate remaining fund information of the Office as of September 30, 2025, and the respective changes in financial position for the year then ended in accordance with accounting principles generally accepted in the United States of America.

Basis for Opinions

We conducted our audit in accordance with auditing standards generally accepted in the United States of America (GAAS) and the standards applicable to financial audits contained in *Government Auditing Standards*, issued by the Comptroller General of the United States. Our responsibilities under those standards are further described in the Auditors' Responsibilities for the Audit of the Financial Statements section of our report. We are required to be independent of the Office and to meet our other ethical responsibilities, in accordance with the relevant ethical requirements relating to our audit. We believe that the audit evidence we have obtained is sufficient and appropriate to provide a basis for our audit opinions.

Emphasis of Matter

As discussed in Note 1 to the financial statements, the financial statements referred to above were prepared solely for the purpose of complying with the Rules of the Auditor General of the State of Florida. In conformity with the Rules, the accompanying financial statements are intended to present the financial position and changes in financial position of each major fund and the aggregate remaining fund information, only for that portion of the major funds and the aggregate remaining fund information, of Flagler County, Florida (the County), that is attributable to the Office. They do not purport to, and do not, present fairly the financial position of the County as of September 30, 2025, the changes in its financial position for the fiscal year then ended in conformity with accounting principles generally accepted in the United States of America. Our opinion is not modified with respect to this matter.

Responsibilities of Management for the Financial Statements

Management is responsible for the preparation and fair presentation of the financial statements in accordance with accounting principles generally accepted in the United States of America; this includes the design, implementation, and maintenance of internal control relevant to the preparation and fair presentation of financial statements that are free from material misstatement, whether due to fraud or error.

In preparing the financial statements, management is required to evaluate whether there are conditions or events, considered in the aggregate, that raise substantial doubt about the Office's ability to continue as a going concern for twelve months beyond the financial statement date, including any currently known information that may raise substantial doubt shortly thereafter.

Auditors' Responsibilities for the Audit of the Financial Statements

Our objectives are to obtain reasonable assurance about whether the financial statements as a whole are free from material misstatement, whether due to fraud or error, and to issue an auditors' report that includes our opinions. Reasonable assurance is a high level of assurance but is not absolute assurance and therefore is not a guarantee that an audit conducted in accordance with GAAS and *Government Auditing Standards* will always detect a material misstatement when it exists. The risk of not detecting a material misstatement resulting from fraud is higher than for one resulting from error, as fraud may involve collusion, forgery, intentional omissions, misrepresentations, or the override of internal control. Misstatements are considered material if, individually or in the aggregate, they would influence the judgment made by a reasonable user made on the basis of these financial statements.

In performing an audit in accordance with GAAS and *Government Auditing Standards*, we:

- Exercise professional judgment and maintain professional skepticism throughout the audit.
- Identify and assess the risks of material misstatement of the financial statements, whether due to fraud or error, and design and perform audit procedures responsive to those risks. Such procedures include examining, on a test basis, evidence regarding the amounts and disclosures in the financial statements.
- Obtain an understanding of internal control relevant to the audit in order to design audit procedures that are appropriate in the circumstances, but not for the purpose of expressing an opinion on the effectiveness of the Office's internal control. Accordingly, no such opinion is expressed.
- Evaluate the appropriateness of accounting policies used and the reasonableness of significant accounting estimates made by management, as well as evaluate the overall presentation of the financial statements.
- Conclude whether, in our judgment, there are conditions or events, considered in the aggregate, that raise substantial doubt about the Office's ability to continue as a going concern for a reasonable period of time.

We are required to communicate with those charged with governance regarding, among other matters, the planned scope and timing of the audit, significant audit findings, and certain internal control-related matters that we identified during the audit.

Required Supplementary Information

Accounting principles generally accepted in the United States of America require that the required supplementary information, as listed in the table of contents, be presented to supplement the basic financial statements. Such information is the responsibility of management and, although not a part of the basic financial statements, is required by the Governmental Accounting Standards Board who considers it to be an essential part of financial reporting for placing the basic financial statements in an appropriate operational, economic, or historical context. We have applied certain limited procedures to the required supplementary information in accordance with GAAS, which consisted of inquiries of management about the methods of preparing the information and comparing the information for consistency with management's responses to our inquiries, the basic financial statements, and other knowledge we obtained during our audit of the basic financial statements. We do not express an opinion or provide any assurance on the information because the limited procedures do not provide us with sufficient evidence to express an opinion or provide any assurance.

Supplementary Information

Our audit was conducted for the purpose of forming opinions on the financial statements that collectively comprise Office's basic financial statements. The accompanying supplementary information as listed in the table of contents are presented for purposes of additional analysis and are not a required part of the basic financial statements. Such information is the responsibility of management and was derived from and relates directly to the underlying accounting and other records used to prepare the basic financial statements. The information has been subjected to the auditing procedures applied in the audit of the basic financial statements and certain additional procedures, including comparing and reconciling such information directly to the underlying accounting and other records used to prepare the basic financial statements or to the basic financial statements themselves, and other additional procedures in accordance with auditing standards generally accepted in the United States of America. In our opinion, the supplementary information as listed in the table of contents is fairly stated, in all material respects, in relation to the basic financial statements as a whole.

Other Reporting Required by *Government Auditing Standards*

In accordance with *Government Auditing Standards*, we have also issued our report dated May 22, 2026, on our consideration of the Office's internal control over financial reporting and on our tests of its compliance with certain provisions of laws, regulations, contracts, and grant agreements and other matters. The purpose of that report is solely to describe the scope of our testing of internal control over financial reporting and compliance and the results of that testing, and not to provide an opinion on the effectiveness of the Office's internal control over financial reporting or on compliance. That report is an integral part of an audit performed in accordance with *Government Auditing Standards* in considering the Office's internal control over financial reporting and compliance.

James Moore & Co., P.L.

Daytona Beach, Florida
May 22, 2026

CLERK OF THE CIRCUIT COURT & COMPTROLLER
FLAGLER COUNTY, FLORIDA
BALANCE SHEET - GOVERNMENTAL FUNDS
September 30, 2025

	General Fund	Court Operations	Court Technology	Records Modernization	Total Governmental Funds
ASSETS					
Cash and cash equivalents	$ 2,282,778	$ 871,000	$ 265,525	$ 489,072	$ 3,908,375
Accounts receivable	102	102	-	-	204
Due from other funds	5,000	1,649	-	-	6,649
Due from Board of County Commissioners	476	-	-	-	476
Due from other governments	9,590	24,586	1,824	652	36,652
Prepaid expenditures	4,020	1,562	-	-	5,582
Other assets	2,772	-	-	-	2,772
TOTAL ASSETS	$ 2,304,738	$ 898,899	$ 267,349	$ 489,724	$ 3,960,710
LIABILITIES					
Accounts payable and accrued liabilities	$ 135,495	$ 45,654	$ 26,480	$ 7,856	$ 215,485
Due to Board of County Commissioners	108,657	-	-	-	108,657
Due to other governments	620,408	851,683	-	-	1,472,091
Deposits	1,436,158	-	-	-	1,436,158
TOTAL LIABILITIES	2,300,718	897,337	26,480	7,856	3,232,391
FUND BALANCES					
Nonspendable					
Prepaid expenditures	4,020	1,562	-	-	5,582
Restricted					
Court related	-	-	240,869	-	240,869
Records modernization	-	-	-	481,868	481,868
TOTAL FUND BALANCES	4,020	1,562	240,869	481,868	728,319
TOTAL LIABILITIES AND FUND BALANCES	$ 2,304,738	$ 898,899	$ 267,349	$ 489,724	$ 3,960,710

The accompanying notes are an integral part of the financial statements.

CLERK OF THE CIRCUIT COURT & COMPTROLLER
FLAGLER COUNTY, FLORIDA
STATEMENT OF REVENUES, EXPENDITURES, AND CHANGES IN FUND BALANCES
GOVERNMENTAL FUNDS
FOR THE YEAR ENDED SEPTEMBER 30, 2025

	General Fund	Court Operations	Court Technology	Records Modernization	Total Governmental Funds
REVENUES					
Intergovernmental	$ -	$ 426,430	$ -	$ -	$ 426,430
Charges for services	886,430	1,987,848	340,248	98,413	3,312,939
Fines and forfeitures	-	489,876	-	-	489,876
Miscellaneous revenue	3,690	-	-	-	3,690
TOTAL REVENUES	890,120	2,904,154	340,248	98,413	4,232,935
EXPENDITURES					
Current:					
General Government					
Personal services	3,756,046	-	-	-	3,756,046
Operating expenses	401,360	-	-	117,155	518,515
Court related					
Personal services	26,564	2,255,300	165,852	-	2,447,716
Operating expenses	11,997	67,013	232,872	-	311,882
Capital outlay	29,699	-	26,623	10,569	66,891
Debt service:					
Principal retirement	90,978	8,367	52,352	16,746	168,443
Interest and fiscal charges	3,603	303	1,935	628	6,469
TOTAL EXPENDITURES	4,320,247	2,330,983	479,634	145,098	7,275,962
EXCESS (DEFICIENCY) OF REVENUES OVER (UNDER) EXPENDITURES	(3,430,127)	573,171	(139,386)	(46,685)	(3,043,027)
OTHER FINANCING SOURCES (USES)					
Appropriation from Board of County Commissioners	3,558,257	-	-	-	3,558,257
Reversion to Board of County Commissioners	(78,517)	-	-	-	(78,517)
Reversion to other governments	-	(645,384)	-	-	(645,384)
Transfers in	-	70,000	-	-	70,000
Transfers out	(70,000)	-	-	-	(70,000)
Lease liabilities issued	18,660	-	16,727	6,640	42,027
TOTAL OTHER FINANCING SOURCES (USES)	3,428,400	(575,384)	16,727	6,640	2,876,383
NET CHANGE IN FUND BALANCES	(1,727)	(2,213)	(122,659)	(40,045)	(166,644)
FUND BALANCES, BEGINNING OF YEAR	5,747	3,775	363,528	521,913	894,963
FUND BALANCES, END OF YEAR	$ 4,020	$ 1,562	$ 240,869	$ 481,868	$ 728,319

The accompanying notes are an integral part of the financial statements.

CLERK OF THE CIRCUIT COURT & COMPTROLLER
FLAGLER COUNTY, FLORIDA
STATEMENT OF FIDUCIARY NET POSITION
FIDUCIARY FUNDS
SEPTEMBER 30, 2025

	Total Custodial Funds
ASSETS	
Cash and cash equivalents	$ 2,892,207
Due from other governments	80
Total assets	$ 2,892,287
LIABILITIES	
Accounts payable and accrued liabilities	$ 787,466
Due to other funds	6,649
Due to Constitutional Officers	3,460
Due to Board of County Commissioners	48,577
Due to other governments	169,473
Total liabilities	$ 1,015,625
FIDUCIARY NET POSITION	
Restricted for:	
Individuals, organizations and other governments	$ 1,876,662

The accompanying notes are an integral part of the financial statements.

CLERK OF THE CIRCUIT COURT & COMPTROLLER
FLAGLER COUNTY, FLORIDA
STATEMENT OF CHANGES IN FIDUCIARY NET POSITION
FIDUCIARY FUNDS
FOR THE YEAR ENDED SEPTEMBER 30, 2025

	Total Custodial Funds
ADDITIONS	
Fines and fees collections for clerk	$ 18,806
Fines and fees collections for Board of County Commissioners	539,685
Fines and fees collections for constitutional officers	48,115
Fines and fees collections for other governments	2,014,825
Court-related deposits (bonds, deposits, registry)	4,933,162
Total additions	7,554,593
DEDUCTIONS	
Payment of fines and fees to clerk	18,806
Payment of fines and fees to Board of County Commissioners	539,685
Payment of fines and fees to constitutional officers	48,115
Payment of fines and fees to other governments	2,019,086
Payment of court-related deposits to individuals	4,863,250
Payment of court-related deposits to clerk for fines and fees	118,807
Total deductions	7,607,749
Net increase (decrease) in fiduciary net position	(53,156)
Fiduciary net position, beginning of the year	1,929,818
Fiduciary net position, end of the year	$ 1,876,662

The accompanying notes are an integral part of the financial statements.

NOTE 1 - Summary of Significant Accounting Policies:

The accounting policies of the Flagler County Clerk of the Circuit Court & Comptroller (the "Clerk") conform to the generally accepted accounting principles as applicable to governments. The following is a summary of the significant accounting policies.

Reporting Entity

The Clerk, as established by Article VIII of the Constitution of the State of Florida, is an elected official of the County. Although the Clerk's Office is operationally autonomous from the Board of County Commissioners (the Board), it does not hold sufficient corporate powers of its own to be considered a legally separate entity for financial reporting purposes. Therefore, the Clerk is an integral part of Flagler County, which is the primary government for financial reporting purposes.

Basis of Presentation

The Clerk's financial statements have been prepared solely for the purpose of complying with the Rules of the Auditor General of the State of Florida (the "Rules"). These financial statements are the fund financial statements required by generally accepted accounting principles. However, these fund financial statements do not constitute a complete presentation because, in conformity with the Rules, the Clerk has not presented reconciliations to the government-wide financial statements, the government-wide statements, management's discussion and analysis or the pension or other post-employment benefit related required supplementary information. Also, certain notes to the financial statements may supplement, rather than duplicate, the notes included in the County's countywide financial statements. In conformity with the Rules, the accompanying financial statements are intended to present the financial position and changes in financial position, where applicable, of each major fund, and the aggregate remaining fund information, only for that portion of each major fund, and the aggregate remaining fund information, of Flagler County, Florida, that is attributable to the Clerk. They do not purport to, and do not, present fairly the financial position of Flagler County, Florida, as of September 30, 2025, and the changes in its financial position, where applicable, for the fiscal year then ended in accordance with accounting principles generally accepted in the United States of America.

Fund Accounting

Accounts are organized on the basis of funds, each of which is considered a separate accounting entity. The operations of each fund are accounted for with a separate set of self-balancing accounts that comprise its asset, liabilities, fund equity, revenues, and expenditures. Government resources are allocated to, and accounted for in, individual funds based upon the purpose for which they are to be spent and the means by which spending activities are controlled. The focus of fund financial statements is on major funds, each displayed in a separate column. All non-major funds are aggregated and displayed in a single column.

The Clerk reports the following governmental funds:

> **General Fund** – The General Fund of the Clerk is used to account for and report all financial resources which are generated from non-court related operations of the Clerk's Office, appropriations from the Board of County Commissioners, and any other resources not required to be accounted for and reported in another fund.
>
> **Court Operations –** The Court Operations Fund of the Clerk is used primarily to account for all financial resources that are generated from court operations of the Clerk's Office. Said resources are to be used specifically as noted in FS 28.35(3)(a) and FS 28.37(2).

NOTE 1 - Summary of Significant Accounting Policies: (Continued)

Court Technology – The Court Technology Fund of the Clerk is used to account for certain revenues as noted in FS 28.24 that are to be used exclusively for court related functions in accordance with FS 29.008.

Records Modernization – The Records Modernization Fund of the Clerk is used to account for certain revenue that is to be "held in trust by the clerk and used exclusively for equipment and maintenance of equipment, personnel training and technical assistance in modernizing the public records system in the Office in accordance with FS 28.24 (12)(d).

Additionally, the Clerk also reports the following fiduciary funds:

Custodial Funds – The Custodial Funds of the Clerk are used to account for resources held by the Clerk in a custodial capacity.

Fund Balance

The Clerk follows the provisions of GASB Statement No. 54, *Fund Balance Reporting and Governmental Fund Type Definitions* to classify fund balances for governmental funds into specifically defined classifications. The classifications comprise a hierarchy based primarily on the extent to which the Clerk is bound to honor constraints on the specific purposes for which amounts in the funds can be spent.

The fund balance classifications specified in GASB Statement No. 54 are as follows:

Non-spendable Fund Balance – Non-spendable fund balances are amounts that cannot be spent because they are either (a) not in spendable form or (b) legally or contractually required to be maintained intact.

Restricted Fund Balance – Restricted fund balances are restricted when constraints placed on the use of resources are either: (a) externally imposed by creditors, grantors, contributors, or laws or regulations of the other governments; or (b) imposed by law through constitutional provisions or enabling legislation.

Committed Fund Balance – Committed fund balances are amounts that can only be used for specific purposes as a result of constraints imposed by formal action of the Clerk's highest decision-making authority, which is a policy of the Clerk. Committed amounts cannot be used for any other purpose unless the Clerk removes those constraints by taking the same type of action.

Assigned Fund Balance – Assigned fund balances are amounts that are constrained by the Clerk's intent to be used for specific purposes but are neither restricted nor committed. Intent is expressed by (a) the constitutional officer or (b) a body or official to which the constitutional officer has delegated the authority to assign amounts to be used for specific purposes.

Unassigned Fund Balance – Unassigned fund balance is the residual classification for the General Fund.

The Clerks policy is to expend resources in the following order: restricted, committed, assigned, and unassigned.

NOTE 1 - Summary of Significant Accounting Policies: (Continued)

Measurement Focus/Basis of Accounting

All governmental funds are accounted for on a current financial resources measurement focus. This means that only current assets and current liabilities are generally included on their balance sheets. This reported fund balance (net current assets) is considered a measure of "available spendable resources." Their operating statements present increases (revenues and other financing sources) and decreases (expenditures and other financing uses) in net current assets and, accordingly, are said to present a summary of sources and uses of "available spendable resources" during a period.

Basis of accounting refers to when revenues and expenditures are recognized in the accounts and reported in the financial statements. Basis of accounting relates to the timing of the measurements made, regardless of the measurement focus applied.

All governmental funds are accounted for using the modified accrual basis of accounting. Flagler County Clerk of Court & Comptroller considers revenues to be available if they are collected within 60 days of the end of the current fiscal period. Expenditures are generally recognized under the modified accrual basis of accounting when the related fund liability is incurred. However, principal and interest on long-term debt are recognized when due.

Chapter 218, Florida Statutes provide that the amount by which the General Fund revenue and transfers exceed annual expenditures be remitted to the Board of County Commissioners immediately following the fiscal year for which the funding was provided or following the fiscal year during which other revenue was recognized. The amount of this distribution is recorded as a liability and as other financing uses in the accompanying financial statements.

Based on the legal opinion provided by Clerks of Court Operations Corporation general counsel of the provisions of Section 28.37(3), F.S., which was adopted as policy by the CCOC Finance and Budget Committee, all excess court-related funds at year end September 30, 2025, have been included in a fund liability, Due to Other Governments.

Custodial funds are accounted for on the accrual basis of accounting. The custodial funds are purely custodial and do not involve measurement of result of operations.

Budgets and Budgetary Accounting

Governmental fund revenues and expenditures accounted for in budgetary funds are controlled by a formal integrated budgetary accounting system in accordance with the Florida Statutes. An annual budget was adopted for the General Fund, Court Operations, Court Technology and Records Modernization. All budget amounts presented in the accompanying special-purpose financial statements have been adjusted for legally authorized amendments of the annual budget for the year. The annual budget is monitored at varying levels of classification detail. However, for purposes of budgetary control, expenditures cannot legally exceed the total budget appropriations at the individual fund level. All appropriations lapse at year-end.

Capital Assets and Long-Term Liabilities

Capital assets used by the Clerk are recorded and accounted for by the Flagler County Board of County Commissioners.

NOTE 1 - Summary of Significant Accounting Policies: (Continued)

Because of their spending measurement focus, expenditure recognition for governmental fund types is limited to exclude amounts represented by noncurrent liabilities. Since they do not affect net current assets, such long-term amounts are not recognized as governmental fund type expenditures or fund liabilities. They are instead reported as liabilities in the financial statements of the County.

Cash and Equivalents

For accounting purposes, the Clerk maintains a cash pool that is available for use by all funds except those whose cash must be segregated due to legal or other restrictions. All cash and equivalents are placed in a bank that qualifies as a public depository pursuant to the provisions of the Florida Security for Public Deposits Act. Every qualified depository is required by law to deposit with the Chief Financial Officer eligible collateral equal to, or in excess of, an amount to be determined by the Chief Financial Officer. The Chief Financial Officer is required to ensure that all funds are entirely collateralized throughout the fiscal year.

Prepaid Expenditures

Certain payments to vendors for software maintenance agreements applicable to future accounting periods are recorded as prepaid expenditures in the accompanying financial statements. An offsetting non-spendable fund balance is reported in the fund financial statements to indicate that prepaid expenditures do not represent available spendable resources.

Accounts Payable

Accounts payable balances in the general fund are primarily payable to third-party vendors for goods provided and services rendered.

Restricted Net Position

In the accompanying statement of net position, restricted net position, if any, is subject to restrictions beyond the Clerk's control. The restriction is either externally imposed (for instance, by creditors, grantors, contributors, or laws/regulations of other governments) or is imposed by law through constitutional provisions or enabling legislation. It is the practice of the office to utilize restricted assets before unrestricted assets.

Use of Estimates

The preparation of financial statements in conformity with generally accepted accounting principles requires management to make various estimates and assumptions. Actual amounts could differ from those estimates.

Recently Issued and Implemented Accounting Pronouncements

The Governmental Accounting Standards Board has issued statements that will become effective in future years. These statements are as follows:

GASB Statement No. 103, Financial Reporting Model Improvements. The objective of this Statement is to improve key components of the financial reporting model to enhance its effectiveness in providing information that is essential for decision making and assessing a government's accountability. This Statement also addresses certain application issues. The

NOTE 1 - Summary of Significant Accounting Policies: (Continued)

requirements of this Statement are effective for accounting and error corrections made in fiscal years beginning after June 15, 2025, and all reporting periods thereafter.

GASB Statement No. 104, Disclosure of Certain Capital Assets. The objective of this Statement is to provide users of government financial statements with essential information about certain types of capital assets. This Statement requires certain types of capital assets to be disclosed separately in the capital assets note disclosures required by Statement 34. This Statement also requires additional disclosures for capital assets held for sale. A capital asset is a capital asset held for sale if (a) the government has decided to pursue the sale of the capital asset and (b) it is probable that the sale will be finalized within one year of the financial statement date. The requirements of this Statement are effective for fiscal years beginning after June 15, 2025, and all reporting periods thereafter.

GASB issued Statement No. 105, Subsequent Events, in December 2025. GASB Statement No. 105 clarifies the subsequent events time frame and establishes accounting and disclosure requirements for recognized and non-recognized subsequent events. The provisions of GASB Statement No. 105 are effective for fiscal years beginning after June 15, 2026, and all reporting periods thereafter.

NOTE 2 - Interfund Balances and Transfers:

These balances represent loans between the borrower and the lender funds. These resulted from the time lag between the dates that interfund goods and services are provided or reimbursable expenditures occur. On September 30, 2025, interfund balances consisted of:

Governmental funds:		
General Fund	$ 5,000	$ -
Court Operations	1,649	-
Custodial funds:		
Child Support	-	6,649
Totals	**$ 6,649**	**$ 6,649**

The Clerk made a transfer between its funds during the fiscal year. The purpose of this transfer was for the General Fund to subsidize the Court Operations Fund for personnel service costs. A summary of the transfers as follows:

Governmental funds:		
General Fund	$ -	$ 70,000
Court Operations	70,000	-
Totals	**$ 70,000**	**$ 70,000**

NOTE 3 - Due From/To Entities of Flagler County:

On September 30, 2025, the amounts due from/to entities of Flagler County consist of the following:

General Fund	
Due from Board of County Commissioners	$ 476
Due from entities of Flagler County	**$ 476**
General Fund	
Due to Board of County Commissioners	$ 108,657
Custodial Funds	
Due to Constitutional Officers	48,577
Due to Board of County Commissioners	3,460
Due to entities of Flagler County	**$ 160,694**

There were $78,517 of excess revenues over expenditures reverted to the Board of County Commissioners.

NOTE 4 – Florida Retirement System and Pension:

The Office participates in the Florida Retirement System (FRS), a multiple-employer, cost-sharing defined public employee retirement system which covers all of the Office's full-time employees. The System is administered by the State of Florida, Department of Administration, Division of Retirement to provide retirement and survivor benefits to participating public employees. Provisions relating to the FRS are established by Chapters 121 and 122, Florida Statutes; Chapter 112, Part IV, Florida Statutes; Chapter 238, Florida Statutes; and FRS Rules, Chapter 60S, Florida Administrative Code; wherein eligibility, contributions, and benefits are defined and described in detail. The FRS is a single retirement system administered by the Department of Management Services, Division of Retirement, and consists of two cost-sharing, multiple-employer retirement plans and other nonintegrated programs. These include a defined-benefit pension plan (Plan), with a Deferred Retirement Option Program (DROP), and a defined-contribution plan, referred to as the FRS Investment Plan (Investment Plan).

In addition, all regular employees of the entity are eligible to enroll as members of the Retiree Health Insurance Subsidy (HIS) Program. The HIS is a cost-sharing, multiple-employer defined benefit pension plan established and administered in accordance with section 112.363, Florida Statutes. The benefit is a monthly payment to assist retirees of the state-administered retirement systems in paying their health insurance costs. For the fiscal year ended September 30, 2025, eligible retirees and beneficiaries received a monthly HIS payment equal to the number of years of service credited at retirement multiplied by $7.50. The minimum payment is $45 and the maximum payment is $225 per month, pursuant to section 112.363, Florida Statutes. To be eligible to receive a HIS benefit, a retiree under one of the state-administered retirement systems must provide proof of eligible health insurance coverage, which can include Medicare.

For financial reporting purposes, the Office is deemed to be part of the primary government of the County. A liability related to the Office's proportionate share of FRS retirement benefits, along with a detailed plan description, is reported in the financial statements of the County for the fiscal year ended September 30, 2025.

NOTE 5 - Risk Management:

The Clerk participates in the Flagler County risk management program for life and health insurance. The Board of County Commissioners maintains a Group Medical Benefit Internal Service Fund for life and health insurance. During the current year, the Clerk remitted $1,113,601 to the Board for insurance coverage. Information regarding the program's coverage, self-insurance reserves and program administration can be found in the basic financial statements of the Flagler County Board of County Commissioners for the year ended September 30, 2025.

The office is exposed to various risks of loss related to torts: theft of, damage to and destruction of assets; errors and omissions; and natural disasters for which the Office carries commercial insurance. There were no significant reductions in insurance coverage from prior years. Settled claims resulting from the risks described above have not exceeded the insurance coverage during the previous three years.

REQUIRED SUPPLEMENTARY INFORMATION

CLERK OF THE CIRCUIT COURT & COMPTROLLER
FLAGLER COUNTY, FLORIDA
STATEMENT OF REVENUES, EXPENDITURES, AND CHANGES IN FUND BALANCES - BUDGET AND ACTUAL
GENERAL FUND
FOR THE YEAR ENDED SEPTEMBER 30, 2025

	Budgeted Amounts			
	Original	Final	Actual	Variance with Final Budget
REVENUES				
Charges for services	$ 814,490	$ 886,340	$ 886,430	$ 90
Miscellaneous revenue	4,203	3,663	3,690	27
TOTAL REVENUES	818,693	890,003	890,120	117
EXPENDITURES				
Current:				
General government				
Personal services	3,710,713	3,832,216	3,756,046	76,170
Operating expenses	402,523	401,164	401,360	(196)
Court related				
Personal services	-	26,600	26,564	36
Operating expenses	5,880	12,530	11,997	533
Capital outlay	-	11,040	29,699	(18,659)
Debt service				
Principal retirement	-	91,150	90,978	172
Interest and fiscal charges	-	3,560	3,603	(43)
TOTAL EXPENDITURES	4,119,116	4,378,260	4,320,247	58,013
EXCESS (DEFICIENCY) OF REVENUES OVER (UNDER) EXPENDITURES	(3,300,423)	(3,488,257)	(3,430,127)	58,130
OTHER FINANCING SOURCES (USES)				
Appropriation from Board of County Commissioners	3,558,257	3,558,257	3,558,257	-
Reversion to Board of County Commissioners	-	-	(78,517)	(78,517)
Transfers out	(215,025)	(70,000)	(70,000)	-
Lease liabilities issued	-	-	18,660	18,660
TOTAL OTHER FINANCING SOURCES (USES)	3,343,232	3,488,257	3,428,400	(59,857)
NET CHANGE IN FUND BALANCES	42,809	-	(1,727)	(1,727)
FUND BALANCES, BEGINNING OF YEAR	(42,809)	-	5,747	5,747
FUND BALANCES, END OF YEAR	$ -	$ -	$ 4,020	$ 4,020

Notes to schedule:
This schedule is prepared on a basis that does not differ materially from generally accepted accounting principles.
Its preparation, adoption, and amendment is governed by Florida Statutes. The fund is the legal level of control.

CLERK OF THE CIRCUIT COURT & COMPTROLLER
FLAGLER COUNTY, FLORIDA
SCHEDULE OF REVENUES, EXPENDITURES, AND CHANGES IN FUND BALANCES - BUDGET AND ACTUAL
COURT OPERATIONS
FOR THE YEAR ENDED SEPTEMBER 30, 2025

	Budgeted Amounts			
	Original	Final	Actual	Variance with Final Budget
REVENUES				
Intergovernmental	$ 352,461	$ 322,278	$ 426,430	$ 104,152
Charges for services	1,572,500	1,572,500	1,987,848	415,348
Fines and forfeitures	364,500	364,500	489,876	125,376
TOTAL REVENUES	2,289,461	2,259,278	2,904,154	644,876
EXPENDITURES				
Current:				
Court related				
Personal services	2,361,986	2,255,244	2,255,300	(56)
Operating expenses	85,184	67,044	67,013	31
Debt service				
Principal retirement	-	8,400	8,367	33
Interest and fiscal charges	-	300	303	(3)
TOTAL EXPENDITURES	2,447,170	2,330,988	2,330,983	5
EXCESS (DEFICIENCY) OF REVENUES OVER (UNDER) EXPENDITURES	(157,709)	(71,710)	573,171	644,881
OTHER FINANCING SOURCES (USES)				
Reversion to other governments	-	-	(645,384)	(645,384)
Transfers in	157,709	71,710	70,000	(1,710)
TOTAL OTHER FINANCING SOURCES (USES)	157,709	71,710	(575,384)	(647,094)
NET CHANGE IN FUND BALANCES	-	-	(2,213)	(2,213)
FUND BALANCES, BEGINNING OF YEAR	-	-	3,775	3,775
FUND BALANCES, END OF YEAR	$ -	$ -	$ 1,562	$ 1,562

Notes to schedule:
This schedule is prepared on a basis that does not differ materially from generally accepted accounting principles. Pursuant to Section 28.36 Florida Statutes, the bugdet is subject to the General Appropriations Act of the Florida Legislature. The fund is the legal level of control.

CLERK OF THE CIRCUIT COURT & COMPTROLLER
FLAGLER COUNTY, FLORIDA
SCHEDULE OF REVENUES, EXPENDITURES, AND CHANGES IN FUND BALANCES - BUDGET AND ACTUAL
COURT TECHNOLOGY
FOR THE YEAR ENDED SEPTEMBER 30, 2025

	Budgeted Amounts			
	Original	Final	Actual	Variance with Final Budget
REVENUES				
Charges for services	$ 270,000	$ 337,000	$ 340,248	$ 3,248
Fines and forfeitures	54,500	14,500	-	(14,500)
Total revenues	324,500	351,500	340,248	(11,252)
EXPENDITURES				
Current:				
Court related				
Personal services	184,593	165,893	165,852	41
Operating expenses	255,266	232,870	232,872	(2)
Capital outlay	-	9,896	26,623	(16,727)
Debt service				
Principal retirement	-	52,400	52,352	48
Interest and fiscal charges	-	1,900	1,935	(35)
TOTAL EXPENDITURES	439,859	462,959	479,634	(16,675)
EXCESS (DEFICIENCY) OF REVENUES OVER (UNDER) EXPENDITURES	(115,359)	(111,459)	(139,386)	(27,927)
OTHER FINANCING SOURCES (USES)				
Lease liabilities issued	-	-	16,727	16,727
NET CHANGE IN FUND BALANCES	(115,359)	(111,459)	(122,659)	(11,200)
FUND BALANCES, BEGINNING OF YEAR	398,300	398,300	363,528	(34,772)
FUND BALANCES, END OF YEAR	$ 282,941	$ 286,841	$ 240,869	$ (45,972)

Notes to schedule:

This schedule is prepared on a basis that does not differ materially from generally accepted accounting principles. Its preparation, adoption, and amendment is governed by Florida Statutes. The fund is the legal level of control. The Office notes that the budget appears to be overspent by $16,675, however, this amount was created via a non-cash journal entry related to GASB 87 adding $16,727 of capital outlay that did not represent actual cash expenditures. This amount is not budgeted by the Office.

CLERK OF THE CIRCUIT COURT & COMPTROLLER
FLAGLER COUNTY, FLORIDA
SCHEDULE OF REVENUES, EXPENDITURES, AND CHANGES IN FUND BALANCES - BUDGET AND ACTUAL
RECORDS MODERNIZATION
FOR THE YEAR ENDED SEPTEMBER 30, 2025

	Budgeted Amounts			
	Original	Final	Actual	Variance with Final Budget
REVENUES				
Charges for services	$ 90,000	$ 98,000	$ 98,413	$ 413
EXPENDITURES				
Current:				
General Government				
Operating expenses	78,760	117,250	117,155	95
Capital outlay	-	3,929	10,569	(6,640)
Debt service				
Principal retirement	-	16,750	16,746	4
Interest and fiscal charges	-	630	628	2
TOTAL EXPENDITURES	78,760	138,559	145,098	(6,539)
EXCESS (DEFICIENCY) OF REVENUES OVER (UNDER) EXPENDITURES	11,240	(40,559)	(46,685)	(6,126)
OTHER FINANCING SOURCES (USES)				
Lease liabilities issued	-	-	6,640	6,640
NET CHANGE IN FUND BALANCES	11,240	(40,559)	(40,045)	514
FUND BALANCES, BEGINNING OF YEAR	515,700	515,700	521,913	6,213
FUND BALANCES, END OF YEAR	$ 526,940	$ 475,141	$ 481,868	$ 6,727

Notes to schedule:

This schedule is prepared on a basis that does not differ materially from generally accepted accounting principles. Its preparation, adoption, and amendment is governed by Florida Statutes. The fund is the legal level of control. The Office notes that the budget appears to be overspent by $6,539, however, this amount was created via a non-cash journal entry related to GASB 87 adding $6,640 of capital outlay that did not represent actual cash expenditures. This amount is not budgeted by the Office.

SUPPLEMENTARY INFORMATION

CLERK OF THE CIRCUIT COURT & COMPTROLLER
FLAGLER COUNTY, FLORIDA
COMBINING STATEMENT OF FIDUCIARY NET POSITION
FIDUCIARY FUNDS
SEPTEMBER 30, 2025

	Court Bond	Due Process	Registry	Child Support	Total Custodial funds
ASSETS					
Cash and cash equivalents	$ 967,447	$ 15,559	$ 1,898,297	$ 10,904	$ 2,892,207
Due from other governments	-	-	-	80	80
Total assets	$ 967,447	$ 15,559	$ 1,898,297	$ 10,984	$ 2,892,287
LIABILITIES					
Accounts payable and accrued liabilities	$ 477,911	$ -	$ 309,555	$ -	$ 787,466
Due to other funds	-	-	-	6,649	6,649
Due to Constitutional Officers	3,460	-	-	-	3,460
Due to Board of County Commissioners	48,577	-	-	-	48,577
Due to other governments	165,138	-	-	4,335	169,473
Total liabilities	$ 695,086	$ -	$ 309,555	$ 10,984	$ 1,015,625
FIDUCIARY NET POSITION					
Restricted for:					
Individuals, organizations and other governments	$ 272,361	$ 15,559	$ 1,588,742	$ -	$ 1,876,662

CLERK OF THE CIRCUIT COURT & COMPTROLLER
FLAGLER COUNTY, FLORIDA
COMBINING STATEMENT OF CHANGES IN FIDUCIARY NET POSITION
FIDUCIARY FUNDS
FOR THE YEAR ENDED SEPTEMBER 30, 2025

	Court Bond	Due Process	Registry	Child Support	Total Custodial funds
ADDITIONS					
Fines and fees collections for clerk	$ -	$ -	$ -	$ 18,806	$ 18,806
Fines and fees collections for Board of County Commissioners	539,685	-	-	-	539,685
Fines and fees collections for constitutional officers	48,115	-	-	-	48,115
Fines and fees collections for other governments	1,561,202	85	-	453,538	2,014,825
Court-related deposits (bonds, deposits, registry)	2,516,027	-	2,417,135	-	4,933,162
Total additions	4,665,029	85	2,417,135	472,344	7,554,593
DEDUCTIONS					
Payment of fines and fees to clerk	$ -	$ -	$ -	$ 18,806	$ 18,806
Payment of fines and fees to Board of County Commissioners	539,685	-	-	-	539,685
Payment of fines and fees to constitutional officers	48,115	-	-	-	48,115
Payment of fines and fees to other governments	1,561,202	4,346	-	453,538	2,019,086
Payment of court-related deposits to individuals	2,351,681	-	2,511,569	-	4,863,250
Payment of court-related deposits to clerk for fines and fees	118,807	-	-	-	118,807
Total deductions	4,619,490	4,346	2,511,569	472,344	7,607,749
Net increase (decrease) in fiduciary net position	45,539	(4,261)	(94,434)	-	(53,156)
Fiduciary net position, beginning of the year	226,822	19,820	1,683,176	-	1,929,818
Fiduciary net position, end of the year	$ 272,361	$ 15,559	$1,588,742	$ -	$ 1,876,662

ADDITIONAL ELEMENTS REQUIRED BY THE RULES OF THE AUDITOR GENERAL

JAMESMOORE

INDEPENDENT AUDITORS' MANAGEMENT LETTER REQUIRED BY CHAPTER 10.550, RULES OF THE STATE OF FLORIDA, OFFICE OF THE AUDITOR GENERAL

The Honorable Tom Bexley, Clerk of the Circuit Court & Comptroller,
Flagler County, Florida:

We have audited the financial statements of the Flagler County, Florida Clerk of Court and Comptroller (the Office), as of and for the fiscal year ended September 30, 2025, and have issued our report thereon dated May 22, 2026.

Auditors' Responsibility

We conducted our audit in accordance with auditing standards generally accepted in the United States of America; the standards applicable to financial audits contained in *Government Auditing Standards*, issued by the Comptroller General of the United States and Chapter 10.550, Rules of the Auditor General.

Other Reporting Requirements

We have issued our Independent Auditors' Report on Internal Control over Financial Reporting and Compliance and Other Matters Based on an Audit of Special-Purpose Financial Statements Performed in Accordance with *Government Auditing Standards*, and Independent Accountants' Report on an examination conducted in accordance with *AICPA Professional Standards*, AT-C Section 315, regarding compliance requirements in accordance with Chapter 10.550, Rules of the Auditor General. Disclosures in those reports, which are dated May 22, 2026, should be considered in conjunction with this management letter.

Prior Audit Findings

Section 10.554(1)(i)1., Rules of the Auditor General, requires that we determine whether or not corrective actions have been taken to address findings and recommendations made in the preceding annual financial audit report. Corrective actions have been taken to address all findings and recommendations made in the preceding financial audit report, if applicable.

Official Title and Legal Authority

Section 10.554(1)(i)4., Rules of the Auditor General, requires that the name or official title and legal authority for the primary government and each component unit of the reporting entity be disclosed in this management letter, unless disclosed in the notes to the financial statements. The Flagler County Clerk of the Circuit Court is an elected constitutional officer, whose office is established by Article VIII of the Constitution of the State of Florida and is governed by various provisions of state law. There are no component units of the Office to be disclosed as required by accounting principles generally accepted in the United States of America.

Financial Management

Section 10.554(1)(i)2., Rules of the Auditor General, requires that we communicate any recommendations to improve financial management. In connection with our audit, we did not have any such recommendations.

Additional Matters

Section 10.554(1)(i)3., Rules of the Auditor General, requires us to communicate noncompliance with provisions of contracts or grant agreements, or abuse, that have occurred, or are likely to have occurred, that have an effect on the financial statements that is less than material, but which warrants the attention of those charged with governance. In connection with our audit, we did not note any such findings.

Purpose of this Letter

Our management letter is intended solely for the information and use of the Legislative Auditing Committee, members of the Florida Senate and the Florida House of Representatives, the Florida Auditor General, Federal and other granting agencies, the Office, and applicable management, and is not intended to be and should not be used by anyone other than these specified parties.

James Moore & Co., P.L.

Daytona Beach, Florida
May 22, 2026

JAMESMOORE

INDEPENDENT AUDITORS' REPORT ON INTERNAL CONTROL OVER FINANCIAL REPORTING AND ON COMPLIANCE AND OTHER MATTERS BASED ON AN AUDIT OF SPECIAL-PURPOSE FINANCIAL STATEMENTS PERFORMED IN ACCORDANCE WITH *GOVERNMENT AUDITING STANDARDS*

The Honorable Tom Bexley, Clerk of the Circuit Court & Comptroller,
Flagler County, Florida:

We have audited, in accordance with the auditing standards generally accepted in the United States of America and the standards applicable to financial audits contained in *Government Auditing Standards* issued by the Comptroller General of the United States, the financial statements of each major fund and the aggregate remaining fund information of the Flagler County, Florida Clerk of Court and Comptroller (the Office) as of and for the year ended September 30, 2025, and the related notes to the financial statements, which collectively comprise the Office's special-purpose financial statements, and have issued our report thereon dated May 22, 2026.

Report on Internal Control over Financial Reporting

In planning and performing our audit of the special-purpose financial statements, we considered the Office's internal control over financial reporting (internal control) as a basis for designing procedures that are appropriate in the circumstances for the purpose of expressing our opinion on the special-purpose financial statements, but not for the purpose of expressing an opinion on the effectiveness of the Office's internal control. Accordingly, we do not express an opinion on the effectiveness of the Office's internal control.

A *deficiency in internal control* exists when the design or operation of a control does not allow management or employees in the normal course of performing their assigned functions, to prevent, or detect and correct misstatements on a timely basis. A *material weakness* is a deficiency, or a combination of deficiencies, in internal control, such that there is a reasonable possibility that a material misstatement of the Office's financial statements will not be prevented, or detected and corrected on a timely basis. A *significant deficiency* is a deficiency, or a combination of deficiencies, in internal control that is less severe than a material weakness, yet important enough to merit attention by those charged with governance.

Our consideration of internal control was for the limited purpose described in the first paragraph of this section and was not designed to identify all deficiencies in internal control over financial reporting that might be material weaknesses or significant deficiencies. Given these limitations, during our audit we did not identify any deficiencies in internal control over financial reporting that we consider to be material weaknesses. However, material weaknesses or significant deficiencies may exist that were not identified.

Report on Compliance and Other Matters

As part of obtaining reasonable assurance about whether the Office's special-purpose financial statements are free from material misstatement, we performed tests of its compliance with certain provisions of laws, regulations, contracts, and grant agreements, noncompliance with which could have a direct and material effect on the financial statements. However, providing an opinion on compliance with those provisions was not an objective of our audit and, accordingly, we do not express such an opinion. The results of our tests disclosed no instances of noncompliance or other matters that are required to be reported under *Government Auditing Standards*.

Purpose of this Report

The purpose of this report is solely to describe the scope of our testing of internal control and compliance and the results of that testing, and not to provide an opinion on the effectiveness of the Office's internal control or on compliance. This report is an integral part of an audit performed in accordance with *Government Auditing Standards* in considering the Office's internal control and compliance. Accordingly, this communication is not suitable for any other purpose.

James Moore & Co., P.L.

Daytona Beach, Florida
May 22, 2026

JAMESMOORE

INDEPENDENT ACCOUNTANTS' EXAMINATION REPORT

The Honorable Tom Bexley, Clerk of the Circuit Court & Comptroller,
Flagler County, Florida:

We have examined the Flagler County, Florida Clerk of Court and Comptroller's (the Office) compliance with Section 218.415, Florida Statutes, *Local Government Investment Policies*, Section 28.35, Florida Statutes, *Florida Clerks of Court Operations Corporation*, Section 28.36, Florida Statutes, *Budget Procedure*, and Section 61.181, Florida Statutes, *Depository for Alimony Transactions, Support, Maintenance, and Support Payments; Fees* (collectively, "the Statutes"), for the year ended September 30, 2025. Management is responsible for the Office's compliance with those requirements. Our responsibility is to obtain reasonable assurance by evaluating against the aforementioned statutes and performing other procedures to obtain sufficient appropriate evidence to express an opinion that conveys the results of our evaluation based on our examination.

Our examination was conducted in accordance with the attestation standards for a direct examination engagement established by the AICPA. Those standards require that we obtain reasonable assurance by evaluating against the aforementioned statutes during the year ended September 30, 2025, and performing other procedures to obtain sufficient appropriate evidence to express an opinion that conveys the results of our evaluation of Office's compliance during the year ended September 30, 2025. The nature, timing, and extent of the procedures selected depend on our judgment, including an assessment of the risks that were not in accordance with those requirements in all material respects, whether due to fraud or error. We believe that the evidence we obtained is sufficient and appropriate to provide a reasonable basis for our opinion.

We are required to be independent of the Office, and to meet our other ethical responsibilities, in accordance with relevant ethical requirements relating to our examination engagement.

In our opinion, for the year ended September 30, 2025, the Office complied with the Statutes in all material respects.

James Moore & Co., P.L.

Daytona Beach, Florida
May 22, 2026

FLAGLER COUNTY SHERIFF

SPECIAL-PURPOSE FINANCIAL STATEMENTS
AND INDEPENDENT AUDITORS' REPORT

SEPTEMBER 30, 2025

FLAGLER COUNTY SHERIFF

SPECIAL-PURPOSE FINANCIAL STATEMENTS AND INDEPENDENT AUDITORS' REPORT

SEPTEMBER 30, 2025

Independent Auditors' Report 1 – 3

Special-Purpose Financial Statements:

Balance Sheet – Governmental Funds 4

Statement of Revenues, Expenditures and Changes in Fund Balance – Governmental Funds 5

Statement of Fiduciary Net Position – Custodial Funds 6

Statement of Changes in Fiduciary Net Position – Custodial Funds 7

Notes to Special-Purpose Financial Statements 8 – 11

Required Supplementary Information:

Schedule of Revenues, Expenditures and Changes in Fund Balances - General Fund - Budget and Actual 13

Note to Schedules of Revenues, Expenditures and Changes in Fund Balances - General Fund - Budget and Actual 14

Supplementary Information:

Combining Balance Sheet – Nonmajor Governmental Funds 16

Combining Schedule of Revenues, Expenditures and Changes in Fund Balances – Nonmajor Governmental Funds 17

Combining Schedule of Fiduciary Net Position 18

Combining Schedule of Changes in Fiduciary Net Position 19

Additional Elements Required by the Rules of the Auditor General:

Independent Auditors' Report on Internal Control over Financial Reporting and on Compliance and Other Matters Based on an Audit of Special-Purpose Financial Statements Performed in Accordance with Government Auditing Standards 21 – 22

Independent Auditors' Management Letter Required by Chapter 10.550, Rules of the State of Florida, Office of the Auditor General 23 – 24

Independent Accountants' Examination Report 25

Management's Response to Finding 26

JAMESMOORE

INDEPENDENT AUDITORS' REPORT

The Honorable Rick Staly, Sheriff,
Flagler County, Florida:

Report on the Audit of the Financial Statements

Opinions

We have audited the financial statements of each major fund and the aggregate remaining fund information of the Flagler County, Florida Sheriff (the Office), as of and for the year ended September 30, 2025, and the related notes to the financial statements, which collectively comprise the Office's financial statements, as listed in the table of contents.

In our opinion, the accompanying financial statements referred to above present fairly, in all material respects, the respective financial position of the each major fund and the aggregate remaining fund information of the Office as of September 30, 2025, and the respective changes in financial position thereof for the fiscal year then ended in accordance with accounting principles generally accepted in the United States of America.

Basis for Opinions

We conducted our audit in accordance with auditing standards generally accepted in the United States of America (GAAS) and the standards applicable to financial audits contained in *Government Auditing Standards* (GAS), issued by the Comptroller General of the United States. Our responsibilities under those standards are further described in the Auditors' Responsibilities for the Audit of the Financial Statements section of our report. We are required to be independent of the Office and to meet our other ethical responsibilities, in accordance with the relevant ethical requirements relating to our audit. We believe that the audit evidence we have obtained is sufficient and appropriate to provide a basis for our audit opinions.

Emphasis of Matter

As discussed in Note 1 to the financial statements, the financial statements referred to above were prepared solely for the purpose of complying with the Rules of the Auditor General of the State of Florida. In conformity with the Rules, the accompanying financial statements are intended to present the financial position and changes in financial position of each major fund and aggregate remaining fund information only for that portion of the major funds and aggregate remaining fund information, of Flagler County, Florida (the County), that is attributable to the Office. They do not purport to, and do not, present fairly the financial position of the County, as of September 30, 2025, the changes in its financial position for the fiscal year then ended in conformity with accounting principles generally accepted in the United States of America. Our opinion is not modified with respect to this matter.

Responsibilities of Management for the Financial Statements

Management is responsible for the preparation and fair presentation of the financial statements in accordance with accounting principles generally accepted in the United States of America; this includes the design, implementation, and maintenance of internal control relevant to the preparation and fair presentation of financial statements that are free from material misstatement, whether due to fraud or error.

In preparing the financial statements, management is required to evaluate whether there are conditions or events, considered in the aggregate, that raise substantial doubt about the Office's ability to continue as a going concern for twelve months beyond the financial statement date, including any currently known information that may raise substantial doubt shortly thereafter.

Auditors' Responsibilities for the Audit of the Financial Statements

Our objectives are to obtain reasonable assurance about whether the financial statements as a whole are free from material misstatement, whether due to fraud or error, and to issue an auditors' report that includes our opinions. Reasonable assurance is a high level of assurance but is not absolute assurance and therefore is not a guarantee that an audit conducted in accordance with GAAS and *Government Auditing Standards* will always detect a material misstatement when it exists. The risk of not detecting a material misstatement resulting from fraud is higher than for one resulting from error, as fraud may involve collusion, forgery, intentional omissions, misrepresentations, or the override of internal control. Misstatements are considered material if there is a substantial likelihood that, individually or in the aggregate, they would influence the judgment made by a reasonable user based on these financial statements.

In performing an audit in accordance with GAAS and *Government Auditing Standards*, we:

- Exercise professional judgment and maintain professional skepticism throughout the audit.
- Identify and assess the risks of material misstatement of the financial statements, whether due to fraud or error, and design and perform audit procedures responsive to those risks. Such procedures include examining, on a test basis, evidence regarding the amounts and disclosures in the financial statements.
- Obtain an understanding of internal control relevant to the audit in order to design audit procedures that are appropriate in the circumstances, but not for the purpose of expressing an opinion on the effectiveness of the Office's internal control. Accordingly, no such opinion is expressed.
- Evaluate the appropriateness of accounting policies used and the reasonableness of significant accounting estimates made by management, as well as evaluate the overall presentation of the financial statements.
- Conclude whether, in our judgment, there are conditions or events, considered in the aggregate, that raise substantial doubt about the Office's ability to continue as a going concern for a reasonable period of time.

We are required to communicate with those charged with governance regarding, among other matters, the planned scope and timing of the audit, significant audit findings, and certain internal control-related matters that we identified during the audit.

Required Supplementary Information

Accounting principles generally accepted in the United States of America require that the required supplementary information, as listed in the table of contents, be presented to supplement the basic financial statements. Such information is the responsibility of management and, although not a part of the basic financial statements, is required by the Governmental Accounting Standards Board who considers it to be an essential part of financial reporting for placing the basic financial statements in an appropriate operational, economic, or historical context. We have applied certain limited procedures to the required supplementary information in accordance with GAAS, which consisted of inquiries of management about the methods of preparing the information and comparing the information for consistency with management's responses to our inquiries, the basic financial statements, and other knowledge we obtained during our audit of the basic financial statements. We do not express an opinion or provide any assurance on the information because the limited procedures do not provide us with sufficient evidence to express an opinion or provide any assurance.

Supplementary Information

Our audit was conducted for the purpose of forming opinions on the financial statements that collectively comprise the Office's basic financial statements. The supplementary information, as listed in the table of contents, is presented for purposes of additional analysis and is not a required part of the basic financial statements.

The supplementary information is the responsibility of management and was derived from and relates directly to the underlying accounting and other records used to prepare the basic financial statements. The information has been subjected to the auditing procedures applied in the audit of the basis financial statements and certain additional procedures, including comparing and reconciling such information directly to the underlying accounting and other records used to prepare the basis financial statements or to the basis financial statements themselves, and other additional procedures in accordance with auditing standards generally accepted in the United States of America. In our opinion, the supplementary information is fairly stated, in all material respects, in relation to the basis financial statements as a whole.

Other Reporting Required by *Government Auditing Standards*

In accordance with *Government Auditing Standards*, we have also issued our report dated May 22, 2026, on our consideration of the Office's internal control over financial reporting and on our tests of its compliance with certain provisions of laws, regulations, contracts, and grant agreements and other matters. The purpose of that report is solely to describe the scope of our testing of internal control over financial reporting and compliance and the results of that testing, and not to provide an opinion on the effectiveness of the Office's internal control over financial reporting or on compliance. That report is an integral part of an audit performed in accordance with Government Auditing Standards in considering the Office's internal control over financial reporting and compliance.

James Moore & Co., P.L.

Daytona Beach, Florida
May 22, 2026

FLAGLER COUNTY SHERIFF
BALANCE SHEET
GOVERNMENTAL FUNDS
SEPTEMBER 30, 2025

	General Fund	Nonmajor Governmental Funds	Total Governmental Funds
ASSETS			
Cash and cash equivalents	$ 2,536,277	$ 194,078	$ 2,730,355
Accounts receivable	66,523	3,120	69,643
Due from other governments	173,651	3,000	176,651
Due from other funds	2,725	19,138	21,863
Due from Board of County Commissioners	133,597	-	133,597
Total Assets	$ 2,912,773	$ 219,336	$ 3,132,109
LIABILITIES AND FUND BALANCES			
Liabilities			
Accounts payable and accrued liabilities	$ 647,560	$ 3,489	$ 651,049
Accrued wages	1,176,177	8,652	1,184,829
Due to other funds	-	2,725	2,725
Due to Board of County Commissioners	762,818	-	762,818
Unearned revenue	212,515	-	212,515
Total liabilities	2,799,070	14,866	2,813,936
Fund Balances			
Restricted for:			
Law enforcement education	-	25,034	25,034
Federal equitable sharing	-	6,939	6,939
Contractual obligations for capital acquisitions	48,014	-	48,014
Grants and donations	65,689	-	65,689
Committed:			
Inmate benefits	-	172,497	172,497
Total Fund Balances	113,703	204,470	318,173
Total Liabilities and Fund Balances	$ 2,912,773	$ 219,336	$ 3,132,109

The accompanying notes to financial statements are an integral part of this statement.

FLAGLER COUNTY SHERIFF
STATEMENT OF REVENUES, EXPENDITURES AND CHANGES IN FUND BALANCES
GOVERNMENTAL FUNDS
FOR THE YEAR ENDED SEPTEMBER 30, 2025

	General Fund	Formerly Major Fund Inmate Welfare Fund	Nonmajor Governmental Funds	Total Governmental Funds
Revenues				
Intergovernmental	$ 1,041,953	$ -	$ -	$ 1,041,953
Charges for services	10,770,644	-	357,368	11,128,012
Fines and forfeitures	-	-	68,200	68,200
Interest income	178,402	-	9,980	188,382
Miscellaneous revenue	458,951	-	-	458,951
Total revenues	12,449,950	-	435,548	12,885,498
Expenditures				
Current:				
Public safety				
Personnel services	44,692,299	-	339,417	45,031,716
Operating expenditures	10,112,576	-	232,800	10,345,376
Court-related				
Personnel services	1,212,986	-	-	1,212,986
Operating expenditures	10,524	-	-	10,524
Capital outlay	4,713,197	-	27,500	4,740,697
Debt service				
Principal	1,245,312	-	-	1,245,312
Interest	78,654	-	-	78,654
Total expenditures	62,065,548	-	599,717	62,665,265
Excess (deficiency) of revenues over expenditures	(49,615,598)	-	(164,169)	(49,779,767)
Other financing sources (uses)				
Appropriations from Board of County Commissioners	45,748,855	-	-	45,748,855
Reversion to Board of County Commissioners	(2,120)	-	-	(2,120)
Leases and subscription-based IT arrangements issued	3,920,934	-	-	3,920,934
Sale of capital assets	23,434	-	-	23,434
Total other financing sources (uses)	49,691,103	-	-	49,691,103
Net change in fund balance	75,505	-	(164,169)	(88,664)
Fund balances, beginning of year, as previously reported	38,198	354,516	14,123	406,837
Changes within the financial reporting entity (major to nonmajor)	-	(354,516)	354,516	-
Fund balances, beginning of year, as adjusted	38,198	-	368,639	406,837
Fund balances, end of year	$ 113,703	$ -	$ 204,470	$ 318,173

The accompanying notes to financial statements are an integral part of this statement.

FLAGLER COUNTY SHERIFF
STATEMENT OF FIDUCIARY NET POSITION
CUSTODIAL FUNDS
SEPTEMBER 30, 2025

	Custodial Funds
Assets	
Cash and cash equivalents	$ 54,670
Total Assets	$ 54,670
Liabilities	
Accounts payable and accrued expenses	$ 4,637
Due to other funds	19,138
Due to Board of County Commissioners	13,089
Total liabilities	$ 36,864
Net Position	
Restricted for individuals	$ 17,806
Total Net Position	$ 17,806

The accompanying notes to financial statements are an integral part of this statement.

FLAGLER COUNTY SHERIFF
STATEMENT OF CHANGES IN FIDUCIARY NET POSITION
CUSTODIAL FUNDS
FOR THE YEAR ENDED SEPTEMBER 30, 2025

	Custodial Funds
Additions	
Collections from individuals	$ 1,262,299
Miscellaneous	3,491
Total additions	1,265,790
Deductions	
Distributions to other governments	661,156
Distributions to individuals	202,994
Distributions to organizations for the benefit of inmates	126,134
Distributions to other funds	270,706
Other deductions	561
Total deductions	1,261,551
Net change in fiduciary net position	4,239
Net position, beginning of year	13,567
Net position, end of year	$ 17,806

The accompanying notes to financial statements are an integral part of this statement.

(1) **Summary of Significant Accounting Policies:**

The accounting policies of the Flagler County, Florida Sheriff (the Office) conform to generally accepted accounting principles as applicable to governments in the Governmental Accounting Standards Board (GASB) Codification. The following is a summary of the more significant policies.

(a) **Reporting entity**—The Sheriff is an elected constitutional officer, whose office is established by Article VIII of the Constitution of the State of Florida and is governed by various provisions of state law. Flagler County, Florida (the County), including the Office, was established by Chapter 8516, Laws of Florida in 1921. The Office is an integral part of the County, the reporting entity for financial reporting purposes. The Office's General Fund is combined with the Board of County Commissioners in the County's financial statements to properly reflect the county-wide General Fund. Other funds are shown separately in the appropriate sections of the county-wide financial statements.

(b) **Basis of presentation**—The Office's financial statements are special-purpose financial statements that have been prepared for the purpose of complying with the Rules of the Auditor General of the State of Florida (the Rules). In conformity with the Rules, the Office has not presented the government-wide financial statements, the reconciliations to the government-wide statements or management's discussion and analysis.

(c) **Fund accounting**—Accounts are organized on the basis of funds, each of which is considered a separate accounting entity. The operations of each fund are accounted for with a separate set of self-balancing accounts that comprise its assets, liabilities, fund balance, revenues, and expenditures, as appropriate for each fund type. Government resources are allocated to, and accounted for in, individual funds based upon the purposes for which they are to be spent and the means by which spending activities are controlled. The focus of fund financial statements is on major funds, each displayed in a separate column.

The Office reports the following major governmental fund:

General Fund – The principal operating fund of the office. It is used to account for all financial resources, except those required to be accounted for in another fund.

The Office reports the following nonmajor governmental funds:

Inmate Welfare Fund – This fund is used to account for revenues and expenditures related to the commissary operations of the detention facility.

Police Education Fund – This fund is used to account for its share of revenues pursuant to Florida Statute 938.15 and expenditures related to law enforcement education.

Federal Equitable Sharing Fund – This fund is used to account for and report resources received under the U.S. Department of Justice's Equitable Sharing program.

The Office reports the following fiduciary funds:

Custodial Funds – Custodial Funds are fiduciary funds used to account for assets held by the Office in a trustee capacity, or as an agent for individuals, private organizations, and other governments.

(d) **Measurement focus/basis of accounting**—All governmental funds are accounted for on a spending or current financial resources measurement focus and the modified accrual basis of accounting. This means that only current assets and current liabilities are generally included on their balance sheets. Their reported fund balance (net current assets) is considered a measure of "available spendable resources". Their operating statements present increases (revenues and other financing sources) and decreases (expenditures and other financing uses) in net current assets and, accordingly, are said to present a summary of sources and uses of "available spendable resources" during a period.

(1) **Summary of Significant Accounting Policies:** (Continued)

Basis of accounting refers to when revenues and expenditures are recognized in the accounts and reported in the financial statements. Basis of accounting relates to the timing of the measurements made, regardless of the measurement focus applied. All governmental funds are accounted for using the modified accrual basis of accounting. Their revenues are recognized when they become measurable and available as net current assets. The Office follows the County's policy for revenue recognition in which it considers all revenues to be available when they are collectible within the current period or soon enough thereafter to pay liabilities of the current period, except for property tax revenue, which is only considered available if collected within 60 days.

Expenditures are generally recognized under the modified accrual basis of accounting when the related fund liability is incurred. However, principal and interest on general long-term debt are recognized when due.

(e) **Cash and cash equivalents**—The Office's cash and cash equivalents are considered to be cash on hand, demand deposits, and short-term investments with original maturities of three months or less from the date of acquisition.

(f) **Receivables**—Accounts receivable consist primarily of earned bank interest, secondary employment fees and inmate commissary transactions. Management considers these fully collectible and no allowance for bad debts has been provided.

(g) **Capital assets and long-term liabilities**—Capital assets used by the Office are capitalized (recorded and accounted for) by the Flagler County Board of County Commissioners.

Because of their spending measurement focus, expenditure recognition for governmental fund types is limited to exclude amounts represented by non-current liabilities. Since they do not affect net current assets, such long-term amounts are not recognized as governmental fund type expenditures or fund liabilities. They are instead reported as liabilities in the financial statements of the County.

(h) **Accounts payable**—Accounts payable balances in the general fund are primarily payable to third-party vendors for goods provided and services rendered.

(i) **Compensated absences**—The Office follows generally accepted accounting principles in accounting for accrued compensated absences. The Office allows limited vesting of unused employee leave time. Since the annual and sick leave liability is considered long-term, it is recorded in the government-wide financial statements of the County. Compensated absences are expected to be paid out of the General Fund of the Office and this practice is expected to continue in the future. The Office maintained compensated absence records for the hours earned, used and available.

(1) **Summary of Significant Accounting Policies:** (Continued)

(j) **Fund balance**—Fund balance for governmental funds report classifications that comprise a hierarchy based primarily on the extent to which the government is bound to honor constraints on the specific purposes for which amounts in the funds may be spent. In as much as the Sheriff is a county constitutional officer, any funds remaining at the end of the fiscal year are returned to the Board of County Commissioners. Unassigned fund balance represents funds available for spending at the government's discretion.

The Office does not have a formal written policy regarding whether restricted or unrestricted amounts are considered to be spent when an expenditure for purposes for which both restricted and unrestricted fund balances are available. However, it has been the Office's general practice when expenditure is incurred for purposes for which both restricted and unrestricted fund balance is available; the Office considers restricted funds to have been spent first. When expenditure is incurred for which committed, assigned or unassigned fund balances are available, the Office considers amounts to have been spent first out of committed funds, then assigned funds, and lastly unassigned funds, as needed.

(k) **Use of estimates**—The preparation of financial statements in conformity with generally accepted accounting principles requires management to make various estimates. Actual results could differ from those estimates.

(2) **Budgets and Budgetary Accounting:**

Governmental fund revenues and expenditures accounted for in budgetary funds are controlled by a formal integrated budgetary accounting system in accordance with the Florida Statutes. An annual budget was legally adopted for the General Fund. All budget amounts presented in the accompanying special-purpose financial statements have been adjusted for legally authorized amendments of the annual budget for the year. The annual budget is monitored at varying levels of classification detail. However, for purposes of budgetary control, expenditures cannot legally exceed the total budget appropriations at the individual fund level. All appropriations lapse at year-end.

(3) **Investments:**

Florida Statutes authorize the Office to invest in bonds, notes or other obligations of the U.S. Government, certificates of deposits, repurchase agreements, certain bonds of any State or local government unit and the State Treasurer's Investment Pool.

Interest Rate Risk. The Office does not have a formal investment policy that limits investment maturities as a means of managing its exposure to fair value losses arising from increasing interest rates.

Concentration of Credit Risk. The Office places no limit on the amount the Office may invest in any one issuer. The Office maintained 100-percent of excess deposits in a checking account with a local financial institution subject to Federal Depository Insurance Corporation (FDIC) insurance, and/or the State of Florida collateral pool established under the Florida Security for Public Deposits Act (the Act).

(4) **Risk Management:**

The Office offers employees health insurance through a commercial plan. The Office is responsible to pay the premiums, but retains no risk of loss. The Office is exposed to various risks of loss related to torts; theft of, damage to and destruction of assets; errors and omissions; and natural disasters for which the Office carries commercial insurance.

There were no significant reductions in insurance coverage from prior years. Settled claims resulting from the risks described above have not exceeded insurance coverage in any of the past three years.

(5) **Pension Plan:**

The Office participates in the Florida Retirement System (FRS), a multiple-employer, cost-sharing defined public employee retirement system which covers all of the Office's full-time employees. The System is administered by the State of Florida, Department of Administration, Division of Retirement to provide retirement and survivor benefits to participating public employees. Provisions relating to the FRS are established by Chapters 121 and 122, Florida Statutes; Chapter 112, Part IV, Florida Statutes; Chapter 238, Florida Statutes; and FRS Rules, Chapter 60S, Florida Administrative Code; wherein eligibility, contributions, and benefits are defined and described in detail. The FRS is a single retirement system administered by the Department of Management Services, Division of Retirement, and consists of two cost-sharing, multiple-employer retirement plans and other nonintegrated programs. These include a defined-benefit pension plan (Plan), with a Deferred Retirement Option Program (DROP), and a defined-contribution plan, referred to as the FRS Investment Plan (Investment Plan).

In addition, all regular employees of the entity are eligible to enroll as members of the Retiree Health Insurance Subsidy (HIS) Program. The HIS is a cost-sharing, multiple-employer defined benefit pension plan established and administered in accordance with section 112.363, Florida Statutes. The benefit is a monthly payment to assist retirees of the state-administered retirement systems in paying their health insurance costs. For the fiscal year ended September 30, 2025, eligible retirees and beneficiaries receive a monthly HIS payment equal to the number of years of service credited at retirement multiplied by $7.50. The minimum payment is $45 and the maximum payment is $225 per month, pursuant to section 112.363, Florida Statutes. To be eligible to receive a HIS benefit, a retiree under one of the state-administered retirement systems must provide proof of eligible health insurance coverage, which can include Medicare.

For financial reporting purposes, the Office is deemed to be part of the primary government of the County. A liability related to the Office's proportionate share of FRS retirement benefits, along with a detailed plan description, is reported in the financial statements of the County for the fiscal year ended September 30, 2025.

(6) **Adjustments to Beginning Fund Balance:**

Change from Major to Nonmajor Fund

	Reporting Units Affected by Adjustments to Beginning Fund Balance	
	Inmate Welfare	Nonmajor Governmental Funds
9/30/2024, as previously reported	$ 354,516	$ 14,123
Change from major to nonmajor fund	(354,516)	354,516
9/30/2024, as adjusted	$ -	$ 368,639

REQUIRED SUPPLEMENTARY INFORMATION

FLAGLER COUNTY SHERIFF
SCHEDULE OF REVENUES, EXPENDITURES AND CHANGES IN FUND BALANCE - BUDGET AND ACTUAL - GENERAL FUND
FOR THE YEAR ENDED SEPTEMBER 30, 2025

	Budgeted Amounts			
	Original	Final	Actual	Variance with Final Budget
Revenues				
Intergovernmental	$ 1,197,865	$ 1,041,961	$ 1,041,953	$ (8)
Charges for services	10,580,699	10,770,644	10,770,644	-
Interest income	166,542	178,402	178,402	-
Miscellaneous revenue	125,000	1,178,951	458,951	(720,000)
Total revenues	12,070,106	13,169,958	12,449,950	(720,008)
Expenditures				
Current:				
Public Safety:				
Personnel services	44,668,831	44,692,310	44,692,299	11
Operating expenditures	10,231,715	10,531,594	10,112,576	419,018
Court-related:				
Personnel services	1,341,644	1,212,988	1,212,986	2
Operating expenditures	20,660	10,533	10,524	9
Capital outlay	1,315,000	2,460,277	4,713,197	(2,252,920)
Debit service				
Principal	1,152,000	903,334	1,245,312	(341,978)
Interest	76,800	67,289	78,654	(11,365)
Total expenditures	58,806,650	59,878,325	62,065,548	(2,187,223)
Excess (deficiency) of revenues over expenditures	(46,736,544)	(46,708,367)	(49,615,598)	(2,907,231)
Other financing sources (uses)				
Appropriations from Board of County Commissioners	45,748,855	45,748,855	45,748,855	-
Leases and subscription-based IT arrangements issued	900,000	900,000	3,920,934	3,020,934
Sale of capital assets	50,000	23,434	23,434	-
Reversion to Board of County Commissioners	-	(2,120)	(2,120)	-
Total other financing sources (uses)	46,698,855	46,670,169	49,691,103	3,020,934
Net change in fund balance	(37,689)	(38,198)	75,505	113,703
Fund balances, beginning of year	38,198	38,198	38,198	-
Fund balances, end of year	$ 509	$ -	$ 113,703	$ 113,703

Reconciliation on Budgetary Basis to Demonstrate Budgetary Compliance

Total expenditures - GAAP Basis	$ 58,806,650	$ 59,878,325	$ 62,065,548	$ (2,187,223)
Less: non-cash, non-budgetary expense for new lease and SBITA under GASB 87 and GASB 96 for capital outlay	(900,000)	(900,000)	(3,920,934)	3,020,934
Budgetary basis expenditures	$ 57,906,650	$ 58,978,325	$ 58,144,614	$ 833,711

The accompanying note to schedule of revenues, expenditures and changes in fund balance - budget and actual - general fund is an integral part of this schedule.

FLAGLER COUNTY SHERIFF
NOTE TO SCHEDULES OF REVENUES, EXPENDITURES AND CHANGES IN FUND BALANCES – BUDGET AND ACTUAL – GENERAL FUND
FOR THE YEAR ENDED SEPTEMBER 30, 2025

(1) **Budgetary Information:**

An annual budget is adopted on a basis consistent with accounting principles generally accepted in the United States of America for the general fund. All annual appropriations lapse at fiscal year-end.

The Sheriff follows these procedures in establishing the budgetary data reflected in the financial statements:

a) The preparation, adoption and amendment of the budgets are governed by Florida Statutes. Public hearings are conducted to obtain taxpayer comments.

b) Budget excess expenditures over revenues are funded through appropriations from the Board of County Commissioners.

c) Formal budgetary integration is employed as a management control device during the year. The legal level of budgetary control is the fund level.

d) The budgets for the funds are adopted on a basis consistent with accounting principles generally accepted in the United States of America.

SUPPLEMENTARY INFORMATION

FLAGLER COUNTY SHERIFF
COMBINING BALANCE SHEET
NONMAJOR GOVERNMENTAL FUNDS
SEPTEMBER 30, 2025

	Police Education Fund	Federal Equitable Sharing Fund	Inmate Welfare Fund	Total
ASSETS				
Cash and cash equivalents	$ 22,034	$ 6,939	$ 165,105	$ 194,078
Accounts receivable	-	-	3,120	3,120
Due from other governments	3,000	-	-	3,000
Due from other funds	-	-	19,138	19,138
Total Assets	$ 25,034	$ 6,939	$ 187,363	$ 219,336
LIABILITIES AND FUND BALANCES				
Liabilities				
Accounts payable and accrued liabilities	$ -	$ -	$ 3,489	$ 3,489
Accrued wages	-	-	8,652	8,652
Due to other funds	-	-	2,725	2,725
Total liabilities	-	-	14,866	14,866
Fund Balances				
Restricted for:				
Law enforcement education	25,034	-	-	25,034
Federal equitable sharing	-	6,939	-	6,939
Committed:				
Inmate benefits	-	-	172,497	172,497
Total Fund Balances	25,034	6,939	172,497	204,470
Total Liabilities and Fund Balances	$ 25,034	$ 6,939	$ 187,363	$ 219,336

See accompanying notes to financial statements.

FLAGLER COUNTY SHERIFF
COMBINING SCHEDULE OF REVENUES, EXPENDITURES, AND CHANGES IN FUND BALANCES
NONMAJOR GOVERNMENTAL FUNDS
FOR THE YEAR ENDED SEPTEMBER 30, 2025

	Police Education Fund	Federal Equitable Sharing Fund	Formerly Major Fund Inmate Welfare Fund	Total
Revenues				
Charges for services	$ -	$ -	$ 357,368	357,368
Fines and forfeitures	62,350	5,850	-	68,200
Interest income	-	-	9,980	9,980
Total revenues	62,350	5,850	367,348	435,548
Expenditures				
Current:				
Public safety				
Personnel services	-	-	339,417	339,417
Operating expenditures	50,350	-	182,450	232,800
Capital outlay	-	-	27,500	27,500
Total expenditures	50,350	-	549,367	599,717
Net change in fund balance	12,000	5,850	(182,019)	(164,169)
Fund balances, beginning of year, as previously reported	13,034	1,089	-	14,123
Changes within the financial reporting entity (major to nonmajor)	-	-	354,516	354,516
Fund balances, beginning of year, as adjusted	13,034	1,089	354,516	368,639
Fund balances, end of year	$ 25,034	$ 6,939	$ 172,497	$ 204,470

See accompanying notes to financial statements

FLAGLER COUNTY SHERIFF
COMBINING STATEMENT OF FIDUCIARY NET POSITION
CUSTODIAL FUNDS
SEPTEMBER 30, 2025

	Inmate Trust Fund	Sheriff Trust Fund	Total Custodial Funds
Assets			
Cash and cash equivalents	$ 54,670	$ -	$ 54,670
Total Assets	$ 54,670	$ -	$ 54,670
Liabilities			
Accounts payable and accrued expenses	$ 4,637	$ -	$ 4,637
Due to other funds	19,138	-	19,138
Due to Board of County Commissioners	13,089	-	13,089
Total liabilities	36,864	-	36,864
Net Position			
Restricted for individuals	17,806	-	17,806
Total Net Position	$ 17,806	$ -	$ 17,806

See accompanying notes to financial statements.

FLAGLER COUNTY SHERIFF
COMBINING STATEMENT OF CHANGES IN FIDUCIARY NET POSITION
CUSTODIAL FUNDS
FOR THE YEAR ENDED SEPTEMBER 30, 2025

	Inmate Trust Fund	Sheriff Trust Fund	Total Custodial Funds
Additions			
Collections from individuals	$ 1,261,249	$ 1,050	$ 1,262,299
Miscellaneous	3,491	-	3,491
Total additions	1,264,740	1,050	1,265,790
Deductions			
Distributions to other governments	661,156	-	661,156
Distributions to individuals	202,049	945	202,994
Distributions to organizations for the benefit of inmates	126,134	-	126,134
Distributions to other funds	270,601	105	270,706
Other deductions	561	-	561
Total deductions	1,260,501	1,050	1,261,551
Net change in fiduciary net position	4,239	-	4,239
Net position, beginning of year	13,567	-	13,567
Net position, end of year	$ 17,806	$ -	$ 17,806

See accompanying notes to financial statements.

ADDITIONAL ELEMENTS REQUIRED BY THE RULES OF THE AUDITOR GENERAL

JAMESMOORE

INDEPENDENT AUDITORS' REPORT ON INTERNAL CONTROL OVER FINANCIAL REPORTING AND ON COMPLIANCE AND OTHER MATTERS BASED ON AN AUDIT OF SPECIAL-PURPOSE FINANCIAL STATEMENTS PERFORMED IN ACCORDANCE WITH *GOVERNMENT AUDITING STANDARDS*

The Honorable Rick Staly, Sheriff,
Flagler County, Florida:

We have audited, in accordance with auditing standards generally accepted in the United States of America and the standards applicable to financial audits contained in *Government Auditing Standards* issued by the Comptroller General of the United States (Government Auditing Standards), the financial statements of each major fund and the aggregate remaining fund information of Flagler County, Florida Sheriff (the Office) as of and for the year ended September 30, 2025, and the related notes to the financial statements, which collectively comprise the Office's special-purpose financial statements, and have issued our report thereon dated May 22, 2026.

Report on Internal Control over Financial Reporting

In planning and performing our audit of the special-purpose financial statements, we considered the Office's internal control over financial reporting (internal control) as a basis for designing procedures that are appropriate in the circumstances for the purpose of expressing our opinion on the special-purpose financial statements, but not for the purpose of expressing an opinion on the effectiveness of the Office's internal control. Accordingly, we do not express an opinion on the effectiveness of the Office's internal control.

A *deficiency in internal control* exists when the design or operation of a control does not allow management or employees in the normal course of performing their assigned functions, to prevent, or detect and correct misstatements on a timely basis. A *material weakness* is a deficiency, or a combination of deficiencies, in internal control, such that there is a reasonable possibility that a material misstatement of the Office's financial statements will not be prevented or detected and corrected on a timely basis. A *significant deficiency* is a deficiency, or a combination of deficiencies, in internal control that is less severe than a material weakness, yet important enough to merit attention by those charged with governance.

Our consideration of internal control was for the limited purpose described in the first paragraph of this section and was not designed to identify all deficiencies in internal control over financial reporting that might be material weaknesses or significant deficiencies. Given these limitations, during our audit we did not identify any deficiencies in internal control over financial reporting that we consider to be material weaknesses. However, material weaknesses or significant deficiencies may exist that were not identified.

Report on Compliance and Other Matters

As part of obtaining reasonable assurance about whether the Office's special-purpose financial statements are free from material misstatement, we performed tests of its compliance with certain provisions of laws, regulations, contracts, and grant agreements, noncompliance with which could have a direct and material effect on the financial statements. However, providing an opinion on compliance with those provisions was not an objective of our audit and, accordingly, we do not express such an opinion. The results of our tests disclosed no instances of noncompliance or other matters that are required to be reported under *Government Auditing Standards*.

Purpose of this Report

The purpose of this report is solely to describe the scope of our testing of internal control and compliance and the results of that testing, and not to provide an opinion on the effectiveness of the Office's internal control or on compliance. This report is an integral part of an audit performed in accordance with *Government Auditing Standards* in considering the Office's internal control and compliance. Accordingly, this communication is not suitable for any other purpose.

James Moore & Co., P.L.

Daytona Beach, Florida
May 22, 2026

JAMESMOORE

INDEPENDENT AUDITORS' MANAGEMENT LETTER REQUIRED BY CHAPTER 10.550, RULES OF THE STATE OF FLORIDA, OFFICE OF THE AUDITOR GENERAL

The Honorable Rick Staly, Sheriff,
Flagler County, Florida:

Report on the Financial Statements

We have audited the financial statements of the Flagler County, Florida Sheriff (the Office), as of and for the fiscal year ended September 30, 2025, and have issued our report thereon dated May 22, 2026.

Auditors' Responsibility

We conducted our audit in accordance with auditing standards generally accepted in the United States of America; the standards applicable to financial audits contained in *Government Auditing Standards*, issued by the Comptroller General of the United States and Chapter 10.550, Rules of the Auditor General.

Other Reporting Requirements

We have issued our Independent Auditors' Report on Internal Control over Financial Reporting and Compliance and Other Matters Based on an Audit of Special-Purpose Financial Statements Performed in Accordance with *Government Auditing Standards*, and Independent Accountants' Report on an examination conducted in accordance with *AICPA Professional Standards*, AT-C Section 315, regarding compliance requirements in accordance with Chapter 10.550, Rules of the Auditor General. Disclosures in those reports, which are dated May 22, 2026, should be considered in conjunction with this management letter.

Prior Audit Findings

Section 10.554(1)(i)1., Rules of the Auditor General, requires that we determine whether or not corrective actions have been taken to address findings and recommendations made in the preceding annual financial audit report. Corrective actions have been taken to address all findings and recommendations made in the preceding financial audit report, if applicable.

Official Title and Legal Authority

Section 10.554(1)(i)4., Rules of the Auditor General, requires that the name or official title and legal authority for the primary government and each component unit of the reporting entity be disclosed in this management letter, unless disclosed in the notes to the financial statements. The Office is an elected constitutional officer, whose office is established by Article VIII of the Constitution of the State of Florida and is governed by various provisions of state law. Flagler County, including the Office of the Sheriff, was established by Chapter 8516, Laws of Florida in 1921. There are no component units of the Office to be disclosed as required by accounting principles generally accepted in the United States of America.

Financial Management

Section 10.554(1)(i)2., Rules of the Auditor General, requires that we communicate any recommendations to improve financial management. In connection with our audit, we had the following recommendations.

2025-001 – Budgetary Accounting and Funding

During the course of the audit, we noted the Office's historical practice has been to accrue certain major expenditures related to the subsequent fiscal year in order to ensure adequate funding to make lump sum payments early in the subsequent fiscal year, which could result in a material misstatement of the financial statements. To help ensure accurate financial reporting without causing cash flow timing issues, we recommend the Office record all expenditures in the applicable fiscal year in which the Office incurs the liability, and work with the Board and Clerk's office to ensure any cash flow needs for significant lump sum outlays are considered, and adjusted for when necessary, in the Office's appropriation funding schedule.

Additional Matters

Section 10.554(1)(i)3., Rules of the Auditor General, requires us to communicate noncompliance with provisions of contracts or grant agreements, fraud, waste, or abuse, that has occurred, or is likely to have occurred, that has an effect on the financial statements that is less than material but warrants the attention of those charged with governance. In connection with our audit, we did not note any such findings.

Management's Response to Findings

The Office's response to the recommendations identified in our audit is outlined as listed in the table of contents. The Office's response was not subjected to the auditing procedures applied in the audit of the financial statements, and accordingly, we express no opinion on it.

Purpose of this Letter

Our management letter is intended solely for the information and use of the Legislative Auditing Committee, members of the Florida Senate and the Florida House of Representatives, the Florida Auditor General, Federal, and other granting agencies, the Office, and applicable management, and is not intended to be and should not be used by anyone other than these specified parties.

James Moore & Co., P.L.

Daytona Beach, Florida
May 22, 2026

JAMESMOORE

INDEPENDENT ACCOUNTANTS' EXAMINATION REPORT

The Honorable Rick Staly, Sheriff,
Flagler County, Florida:

We have examined the Flagler County, Florida Sheriff's (the Office) compliance with Section 218.415, Florida Statutes, *Local Government Investment Policies* (the Statute), for the year ended September 30, 2025. Management is responsible for the Office's compliance with those requirements. Our responsibility is to obtain reasonable assurance by evaluating against the aforementioned statutes and performing other procedures to obtain sufficient appropriate evidence to express an opinion that conveys the results of our evaluation based on our examination.

Our examination was conducted in accordance with the attestation standards for a direct examination engagement established by the AICPA. Those standards require that we obtain reasonable assurance by evaluating against the aforementioned statutes during the year ended September 30, 2025, and performing other procedures to obtain sufficient appropriate evidence to express an opinion that conveys the results of our evaluation of the Office's compliance during the year ended September 30, 2025. The nature, timing, and extent of the procedures selected depend on our judgment, including an assessment of the risks that were not in accordance with those requirements in all material respects, whether due to fraud or error. We believe that the evidence we obtained is sufficient and appropriate to provide a reasonable basis for our opinion.

We are required to be independent of the Office, and to meet our other ethical responsibilities, in accordance with relevant ethical requirements relating to our examination engagement.

In our opinion, the Office complied, in all material respects, with the aforementioned requirements for the year ended September 30, 2025.

James Moore & Co., P.L.

Daytona Beach, Florida
May 22, 2026

Rick Staly, Sheriff

FLAGLER COUNTY SHERIFF'S OFFICE

"An honor to serve, a duty to protect."

May 22, 2026

The Honorable Sherrill F. Norman
Florida Auditor General
111 West Madison Street
Tallahassee, FL 32399

RE: Management's Response to Recommendation

2025-001: Budgetary Accounting and Funding:
During the course of the audit, we noted the Office's historical practice has been to accrue certain major expenditures related to the subsequent fiscal year in order to ensure adequate funding to make lump sum payments early in the subsequent fiscal year, which could result in a material misstatement of the financial statements. To help ensure accurate financial reporting without causing cash flow timing issues, we recommend the Office record all expenditures in the applicable fiscal year in which the Office incurs the liability, and work with the Board and Clerk's office to ensure any cash flow needs for significant lump sum outlays are considered, and adjusted for when necessary, in the Office's appropriation funding schedule.

RESPONSE to 2025-001: Budgetary Accounting and Funding: The historical practice established by previous administrations has been in place for many years. While the previous auditors have been comfortable with this practice, we understand the concern expressed by the new audit firm and agree with the recommendation. FCSO will work with the Clerk's Office to ensure the agency has sufficient cash flow to pay for expenditures incurred at the beginning of the new fiscal year. We are confident we can successfully resolve this timing issue.

Sincerely,

RICK STALY
Sheriff

FLAGLER COUNTY TAX COLLECTOR

SPECIAL-PURPOSE FINANCIAL STATEMENTS
AND INDEPENDENT AUDITORS' REPORT

SEPTEMBER 30, 2025

FLAGLER COUNTY TAX COLLECTOR

SPECIAL-PURPOSE FINANCIAL STATEMENTS AND INDEPENDENT AUDITORS' REPORT

SEPTEMBER 30, 2025

Independent Auditors' Report 1 – 3

Special Purpose-Financial Statements:

Balance Sheet – Governmental Fund 4

Statement of Revenues, Expenditures and Changes in Fund Balance – Governmental Fund 5

Statement of Fiduciary Net Position – Custodial Fund 6

Statement of Changes in Fiduciary Net Position – Custodial Fund 7

Notes to Special-Purpose Financial Statements 8 – 11

Required Supplementary Information:

Schedule of Revenues, Expenditures and Changes in Fund Balances - General Fund - Budget and Actual 13

Note to Schedule of Revenues, Expenditures and Changes in Fund Balances - General Fund - Budget and Actual 14

Supplementary Information:

Combining Schedule of Fiduciary Net Position 16

Combining Schedule of Changes in Fiduciary Net Position 17

Additional Elements Required by the Rules of the Auditor General:

Independent Auditors' Report on Internal Control over Financial Reporting and on Compliance and Other Matters Based on an Audit of Special-Purpose Financial Statements Performed in Accordance with Government Auditing Standards 19 – 20

Independent Auditors' Management Letter Required by Chapter 10.550, Rules of the State of Florida, Office of the Auditor General 21 – 22

Independent Accountants' Examination Report 23

JAMESMOORE

INDEPENDENT AUDITORS' REPORT

The Honorable Shelly Edmonson, Flagler County Tax Collector,
Flagler County, Florida:

Report on the Audit of the Financial Statements

Opinions

We have audited the financial statements of the general fund of the Flagler County, Florida Tax Collector (the Office), as of and for the year ended September 30, 2025, and the related notes to the financial statements, which collectively comprise the Office's financial statements, as listed in the table of contents.

In our opinion, the accompanying financial statements present fairly, in all material respects, the respective financial position of the general fund for the Office as of September 30, 2025, and the respective changes in financial position for the year then ended in accordance with accounting principles generally accepted in the United States of America.

Basis for Opinions

We conducted our audit in accordance with auditing standards generally accepted in the United States of America (GAAS) and the standards applicable to financial audits contained in *Government Auditing Standards*, issued by the Comptroller General of the United States. Our responsibilities under those standards are further described in the Auditors' Responsibilities for the Audit of the Financial Statements section of our report. We are required to be independent of the Office and to meet our other ethical responsibilities, in accordance with the relevant ethical requirements relating to our audit. We believe that the audit evidence we have obtained is sufficient and appropriate to provide a basis for our audit opinions.

Emphasis of Matter

As discussed in Note 1 to the financial statements, the financial statements referred to above were prepared solely for the purpose of complying with the Rules of the Auditor General of the State of Florida. In conformity with the Rules, the accompanying financial statements are intended to present the financial position and changes in financial position of the general fund, only for that portion of the general fund, of Flagler County, Florida (the County), that is attributable to the Office. They do not purport to, and do not, present fairly the financial position of the County as of September 30, 2025, the changes in its financial position for the fiscal year then ended in conformity with accounting principles generally accepted in the United States of America. Our opinion is not modified with respect to this matter.

Responsibilities of Management for the Financial Statements

Management is responsible for the preparation and fair presentation of the financial statements in accordance with accounting principles generally accepted in the United States of America, and for the design, implementation, and maintenance of internal control relevant to the preparation and fair presentation of financial statements that are free from material misstatement, whether due to fraud or error.

In preparing the financial statements, management is required to evaluate whether there are conditions or events, considered in the aggregate, that raise substantial doubt about the Office's ability to continue as a going concern for twelve months beyond the financial statement date, including any currently known information that may raise substantial doubt shortly thereafter.

Auditors' Responsibilities for the Audit of the Financial Statements

Our objectives are to obtain reasonable assurance about whether the financial statements as a whole are free from material misstatement, whether due to fraud or error, and to issue an auditors' report that includes our opinions. Reasonable assurance is a high level of assurance but is not absolute assurance and therefore is not a guarantee that an audit conducted in accordance with GAAS and *Government Auditing Standards* will always detect a material misstatement when it exists. The risk of not detecting a material misstatement resulting from fraud is higher than for one resulting from error, as fraud may involve collusion, forgery, intentional omissions, misrepresentations, or the override of internal control. Misstatements are considered material if there is a substantial likelihood that, individually or in the aggregate, they would influence the judgment made by a reasonable user based on the financial statements.

In performing an audit in accordance with GAAS and *Government Auditing Standards*, we:

- Exercise professional judgment and maintain professional skepticism throughout the audit.
- Identify and assess the risks of material misstatement of the financial statements, whether due to fraud or error, and design and perform audit procedures responsive to those risks. Such procedures include examining, on a test basis, evidence regarding the amounts and disclosures in the financial statements.
- Obtain an understanding of internal control relevant to the audit in order to design audit procedures that are appropriate in the circumstances, but not for the purpose of expressing an opinion on the effectiveness of the Office's internal control. Accordingly, no such opinion is expressed.
- Evaluate the appropriateness of accounting policies used and the reasonableness of significant accounting estimates made by management, as well as evaluate the overall presentation of the financial statements.
- Conclude whether, in our judgment, there are conditions or events, considered in the aggregate, that raise substantial doubt about the Office's ability to continue as a going concern for a reasonable period of time.

We are required to communicate with those charged with governance regarding, among other matters, the planned scope and timing of the audit, significant audit findings, and certain internal control-related matters that we identified during the audit.

Required Supplementary Information

Accounting principles generally accepted in the United States of America require that the required supplementary information, as listed in the table of contents, be presented to supplement the basic financial statements. Such information is the responsibility of management and, although not a part of the basic financial statements, is required by the Governmental Accounting Standards Board who considers it to be an essential part of financial reporting for placing the basic financial statements in an appropriate operational, economic, or historical context. We have applied certain limited procedures to the required supplementary information in accordance with auditing standards generally accepted in the United States of America, which consisted of inquiries of management about the methods of preparing the information and comparing the information for consistency with management's responses to our inquiries, the basic financial statements, and other knowledge we obtained during our audit of the basic financial statements. We do not express an opinion or provide any assurance on the information because the limited procedures do not provide us with sufficient evidence to express an opinion or provide any assurance.

Supplementary Information

Our audit was conducted for the purpose of forming opinions on the financial statements that collectively comprise the Office's basic financial statements. The supplementary information, as listed in the table of contents, is presented for purposes of additional analysis and is not a required part of the basic financial statements.

The supplementary information is the responsibility of management and was derived from and relates directly to the underlying accounting and other records used to prepare the basic financial statements. The information has been subjected to the auditing procedures applied in the audit of the basic financial statements and certain additional procedures, including comparing and reconciling such information directly to the underlying accounting and other records used to prepare the basic financial statements or to the basic financial statements themselves, and other additional procedures in accordance with auditing standards generally accepted in the United States of America. In our opinion, the supplementary information is fairly stated, in all material respects, in relation to the basic financial statements as a whole.

Other Reporting Required by *Government Auditing Standards*

In accordance with *Government Auditing Standards*, we have also issued our report dated May 22, 2026, on our consideration of the Office's internal control over financial reporting and on our tests of its compliance with certain provisions of laws, regulations, contracts, and grant agreements and other matters. The purpose of that report is solely to describe the scope of our testing of internal control over financial reporting and compliance and the results of that testing, and not to provide an opinion on the effectiveness of the Office's internal control over financial reporting or on compliance. That report is an integral part of an audit performed in accordance with *Government Auditing Standards* in considering the Office's internal control over financial reporting and compliance.

James Moore & Co., P.L.

Daytona Beach, Florida
May 22, 2026

FLAGLER COUNTY TAX COLLECTOR
BALANCE SHEET
GOVERNMENTAL FUND
SEPTEMBER 30, 2025

	General Fund
Assets	
Cash and cash equivalents	$ 1,398,418
Accounts receivable	54
Due from other governments	62,479
Due from Board of County Commissioners	9,808
Total Assets	$ 1,470,759
Liabilities and Fund Balance	
Liabilities	
Accounts payable and accrued liabilities	$ 327,843
Due to other governments	89,708
Due to Board of County Commissioners	1,053,208
Total Liabilities	1,470,759
Fund balance	
Unassigned	-
Total Liabilities and Fund Balance	$ 1,470,759

The accompanying notes to financial statements are an integral part of this statement.

FLAGLER COUNTY TAX COLLECTOR
STATEMENT OF REVENUES, EXPENDITURES AND CHANGES IN FUND BALANCE
GOVERNMENTAL FUND
FOR THE YEAR ENDED SEPTEMBER 30, 2025

	General Fund
Revenues	
Charges for services	$ 6,755,364
Miscellaneous revenue	53,595
Total revenues	6,808,959
Expenditures	
Current:	
General government	5,511,272
Capital outlay	101,550
Debt service:	
Principal	50,122
Interest	4,820
Total expenditures	5,667,764
Excess (deficiency) of revenues over expenditures	1,141,195
Other financing sources (uses)	
Reversion to Board of County Commissioners	(1,051,752)
Reversion to other taxing authorities	(89,443)
Total other financing sources (uses)	(1,141,195)
Net change in fund balance	-
Fund balance, beginning of year	-
Fund balance, end of year	$ -

The accompanying notes to financial statements are an integral part of this statement.

FLAGLER COUNTY TAX COLLECTOR
STATEMENT OF FIDUCIARY NET POSITION
CUSTODIAL FUNDS
SEPTEMBER 30, 2025

	Custodial Funds
Assets	
Cash and cash equivalents	$ 5,460,157
Receivables	1,468
Due from other governments	460,732
Total Assets	$ 5,922,357
Liabilities	
Accounts payable and accrued expenses	$ 5,441,597
Deposits and escrow	1,929
Due to other governments	65,020
Due to Board of County Commissioners	413,811
Total Liabilities	$ 5,922,357
Net Position	
Restricted for individuals	$ -
Total Net Position	$ -

The accompanying notes to financial statements are an integral part of this statement.

FLAGLER COUNTY TAX COLLECTOR
STATEMENT OF CHANGES IN FIDUCIARY NET POSITION
CUSTODIAL FUNDS
FOR THE YEAR ENDED SEPTEMBER 30, 2025

	Custodial Funds
Additions	
Taxes	$ 320,597,519
Permits, fees, and special assessments	15,365,395
Total additions	335,962,914
Deductions	
Payments to other governments	335,962,914
Total deductions	335,962,914
Net change in fiduciary net position	-
Net position, beginning of year	-
Net position, end of year	$ -

The accompanying notes to financial statements are an integral part of this statement.

(1) **Summary of Significant Accounting Policies:**

The accounting policies of the Flagler County Tax Collector (the "Office") conform to generally accepted accounting principles as applicable to governments in the Governmental Accounting Standards Board (GASB) Codification. The following is a summary of the more significant policies.

(a) **Reporting entity**— The Tax Collector is an elected constitutional officer, whose office is established by Article VIII of the Constitution of the State of Florida and is governed by various provisions of state law. Flagler County, Florida (the County), including the Office, was established by Chapter 8516, Laws of Florida in 1921. The Office is an integral part of the County, the reporting entity for financial reporting purposes. The Office's General Fund is combined with the Board of County Commissioners in the County's financial statements to properly reflect the county-wide General Fund. Other funds are shown separately in the appropriate sections of the county-wide financial statements.

(b) **Basis of presentation**—The Office's financial statements are special-purpose financial statements that have been prepared for the purpose of complying with the Rules of the Auditor General of the State of Florida (the Rules). In conformity with the Rules, the Office has not presented the government-wide financial statements, the reconciliations to the government-wide statements or management's discussion and analysis.

(c) **Fund accounting**—Accounts are organized on the basis of funds, each of which is considered a separate accounting entity. The operations of each fund are accounted for with a separate set of self-balancing accounts that comprise its assets, liabilities, fund balance, revenues, and expenditures, as appropriate for each fund type. Government resources are allocated to, and accounted for in, individual funds based upon the purposes for which they are to be spent and the means by which spending activities are controlled. The focus of fund financial statements is on major funds, each displayed in a separate column.

The Office reports the following major governmental fund; there are no non-major governmental funds:

General Fund - The principal operating fund of the office. It is used to account for all financial resources, except those required to be accounted for in another fund.

Additionally, the Office reports the following fiduciary fund type:

Custodial Fund - Used to account for assets held by the Office as an agent for individuals, private organizations, other governments, and/or other funds. Custodial Funds do not involve measurement of operations. The Office's Custodial Fund is used to account for the collection and distribution of property taxes, sales tax, vehicle tags and titles, boat registrations and titles, fishing licenses, and driver's licenses.

(d) **Measurement focus/basis of accounting**—All governmental funds are accounted for on a spending or current financial resources measurement focus and the modified accrual basis of accounting. This means that only current assets and current liabilities are generally included on their balance sheets. Their reported fund balance (net current assets) is considered a measure of "available spendable resources".

(1) **Summary of Significant Accounting Policies:** (Continued)

Their operating statements present increases (revenues and other financing sources) and decreases (expenditures and other financing uses) in net current assets and, accordingly, are said to present a summary of sources and uses of "available spendable resources" during a period.

Basis of accounting refers to when revenues and expenditures are recognized in the accounts and reported in the financial statements. Basis of accounting relates to the timing of the measurements made, regardless of the measurement focus applied. All governmental funds are accounted for using the modified accrual basis of accounting. Their revenues are recognized when they become measurable and available as net current assets. The Office follows the County's policy for revenue recognition in which it considers all revenues to be available, except for property tax revenue, which is only considered available if collected within 60 days.

Expenditures are generally recognized under the modified accrual basis of accounting when the related fund liability is incurred. However, principal and interest on general long-term debt are recognized when due.

(e) **Cash and cash equivalents**—The Office's cash and cash equivalents are considered to be cash on hand, demand deposits, and short-term investments with original maturities of three months or less from the date of acquisition.

(f) **Capital assets and long-term liabilities**—Capital assets used by the Office are capitalized (recorded and accounted for) by the Flagler County Board of County Commissioners.

Because of their spending measurement focus, expenditure recognition for governmental fund types is limited to exclude amounts represented by non-current liabilities. Since they do not affect net current assets, such long-term amounts are not recognized as governmental fund type expenditures or fund liabilities. They are instead reported as liabilities in the financial statements of the County.

(g) **Accounts payable**—Accounts payable balances in the general fund are primarily payable to third-party vendors for goods provided and services rendered.

(h) **Compensated absences**—The Office follows generally accepted accounting principles in accounting for accrued compensated absences. The Office allows limited vesting of unused employee leave time. Since the annual and sick leave liability is considered long-term, it is recorded in the government-wide financial statements of the County. Compensated absences are expected to be paid out of the General Fund of the Office and this practice is expected to continue in the future. The Office kept compensated absence records for the hours earned, used and available.

(1) **Summary of Significant Accounting Policies:** (Continued)

(i) **Fund balance**—Fund balance for governmental funds report classifications that comprise a hierarchy based primarily on the extent to which the government is bound to honor constraints on the specific purposes for which amounts in the funds may be spent. In as much as the Tax Collector is a county constitutional officer, any funds remaining at the end of the fiscal year are returned to the Board of County Commissioners. Unassigned fund balance represents funds available for spending at the government's discretion.

The Office does not have a formal written policy regarding whether restricted or unrestricted amounts are considered to be spent when an expenditure for purposes for which both restricted and unrestricted fund balances are available. However, it has been the Office's general practice when expenditure is incurred for purposes for which both restricted and unrestricted fund balance is available; the Office considers restricted funds to have been spent first. When expenditure is incurred for which committed, assigned or unassigned fund balances are available, the Office considers amounts to have been spent first out of committed funds, then assigned funds, and lastly unassigned funds, as needed.

(j) **Use of estimates**—The preparation of financial statements in conformity with generally accepted accounting principles requires management to make various estimates. Actual results could differ from those estimates.

(2) **Budgets and Budgetary Accounting:**

Governmental fund revenues and expenditures accounted for in budgetary funds are controlled by a formal integrated budgetary accounting system in accordance with the Florida Statutes. An annual budget was adopted for the General Fund. All budget amounts presented in the accompanying special-purpose financial statements have been adjusted for legally authorized amendments of the annual budget for the year. The annual budget is monitored at varying levels of classification detail. However, for purposes of budgetary control, expenditures cannot legally exceed the total budget appropriations at the individual fund level. All appropriations lapse at year-end.

(3) **Investments:**

Florida Statutes authorize the Office to invest in bonds, notes or other obligations of the U.S. Government, certificates of deposits, repurchase agreements, certain bonds of any State or local government unit and the State Treasurer's Investment Pool.

Interest Rate Risk. The Office does not have a formal investment policy that limits investment maturities as a means of managing its exposure to fair value losses arising from increasing interest rates.

Concentration of Credit Risk. The Office places no limit on the amount the Office may invest in any one issuer. The Office maintained 100-percent of excess deposits in a checking account with a local financial institution subject to Federal Depository Insurance Corporation (FDIC) insurance, and/or the State of Florida collateral pool established under the Florida Security for Public Deposits Act (the Act).

(4) Risk Management:

The Office participates in the risk management program established by the Board of County Commissioners for life and health insurance. The risk management program is accounted for in the Board's financial statements as an Internal Service Fund, in accordance with the requirements of GASB Statement 10.

The Office is exposed to various risks of loss related to torts; theft of, damage to and destruction of assets; errors and omissions; and natural disasters for which the Office carries commercial insurance. There were no significant reductions in insurance coverage from prior years. Settle claims resulting from the risks described above have not exceeded the insurance coverage during the previous three years.

(5) Pension Plan:

The Office participates in the Florida Retirement System (FRS), a multiple-employer, cost-sharing defined public employee retirement system which covers all of the Office's full-time employees. The System is administered by the State of Florida, Department of Administration, Division of Retirement to provide retirement and survivor benefits to participating public employees. Provisions relating to the FRS are established by Chapters 121 and 122, Florida Statutes; Chapter 112, Part IV, Florida Statutes; Chapter 238, Florida Statutes; and FRS Rules, Chapter 60S, Florida Administrative Code; wherein eligibility, contributions, and benefits are defined and described in detail. The FRS is a single retirement system administered by the Department of Management Services, Division of Retirement, and consists of two cost-sharing, multiple-employer retirement plans and other nonintegrated programs. These include a defined-benefit pension plan (Plan), with a Deferred Retirement Option Program (DROP), and a defined-contribution plan, referred to as the FRS Investment Plan (Investment Plan).

In addition, all regular employees of the entity are eligible to enroll as members of the Retiree Health Insurance Subsidy (HIS) Program. The HIS is a cost-sharing, multiple-employer defined benefit pension plan established and administered in accordance with section 112.363, Florida Statutes. The benefit is a monthly payment to assist retirees of the state-administered retirement systems in paying their health insurance costs. For the fiscal year ended September 30, 2025, eligible retirees and beneficiaries received a monthly HIS payment equal to the number of years of service credited at retirement multiplied by $7.50. The minimum payment is $45 and the maximum payment is $225 per month, pursuant to section 112.363, Florida Statutes. To be eligible to receive a HIS benefit, a retiree under one of the state-administered retirement systems must provide proof of eligible health insurance coverage, which can include Medicare.

For financial reporting purposes, the Office is deemed to be part of the primary government of the County. A liability related to the Office's proportionate share of FRS retirement benefits, along with a detailed plan description, is reported in the financial statements of the County for the fiscal year ended September 30, 2025.

REQUIRED SUPPLEMENTARY INFORMATION

FLAGLER COUNTY TAX COLLECTOR
SCHEDULE OF REVENUES, EXPENDITURES AND CHANGES IN FUND BALANCE - BUDGET AND ACTUAL - GENERAL FUND
FOR THE YEAR ENDED SEPTEMBER 30, 2025

	Budgeted Amounts			
	Original	**Final**	**Actual**	**Variance with Final Budget**
Revenues				
Charges for services	$ 6,549,178	$ 6,549,178	$ 6,755,364	$ 206,186
Miscellaneous revenue	26,062	26,062	53,595	27,533
Total revenues	6,575,240	6,575,240	6,808,959	233,719
Expenditures				
Current:				
General government services:				
Personnel services	4,858,092	4,807,499	4,457,067	350,432
Operating expenditures	1,072,909	1,303,408	1,054,205	249,203
Capital outlay	-	48,979	101,550	(52,571)
Debt service:				
Principal	-	-	50,122	(50,122)
Interest	-	-	4,820	(4,820)
Total expenditures	5,931,001	6,159,886	5,667,764	492,122
Excess (deficiency) of revenues over expenditures	644,239	415,354	1,141,195	725,841
Other financing sources (uses)				
Reversion to Board of County Commissioners	-	-	(1,051,752)	(1,051,752)
Reversion to other taxing authorities	-	-	(89,443)	(89,443)
Total other financing sources (uses)	-	-	(1,141,195)	(1,141,195)
Net change in fund balance	644,239	415,354	-	(415,354)
Fund balance, beginning of year	-	-	-	-
Fund balance, end of year	$ 644,239	$ 415,354	$ -	$ (415,354)

The accompanying note to schedule of revenues, expenditures and changes in fund balance - budget and actual - general fund is an integral part of this schedule.

FLAGLER COUNTY TAX COLLECTOR
NOTE TO SCHEDULE OF REVENUES, EXPENDITURES AND CHANGES IN FUND BALANCES – BUDGET AND ACTUAL – GENERAL FUND
FOR THE YEAR ENDED SEPTEMBER 30, 2025

(1) **Budgetary Information:**

An annual budget is adopted on a basis consistent with accounting principles generally accepted in the United States of America for the general fund. All annual appropriations lapse at fiscal year-end.

The Office follows these procedures in establishing the budgetary data reflected in the financial statements:

a) The preparation, adoption and amendment of the budgets are governed by Florida Statutes. Public hearings are conducted to obtain taxpayer comments.

b) Budget excess expenditures over revenues are funded through appropriations from the Board of County Commissioners.

c) Formal budgetary integration is employed as a management control device during the year for the General Fund. The legal level of budgetary control is the fund level.

d) The budgets for the funds are adopted on a basis consistent with accounting principles generally accepted in the United States of America.

SUPPLEMENTARY INFORMATION

FLAGLER COUNTY TAX COLLECTOR
COMBINING SCHEDULE OF FIDUCIARY NET POSITION
CUSTODIAL FUNDS
SEPTEMBER 30, 2025

	Tax Fund	Tag Fund	Total Custodial Funds
Assets			
Cash and cash equivalents	$ 5,102,896	$ 357,261	$ 5,460,157
Receivables	-	1,468	1,468
Due from other governments	460,732	-	460,732
Total Assets	$ 5,563,628	$ 358,729	$ 5,922,357
Liabilities			
Accounts payable and accrued expenses	$ 5,085,396	$ 356,201	$ 5,441,597
Deposits and escrow	1,929	-	1,929
Due to other governments	65,020	-	65,020
Due to Board of County Commissioners	411,283	2,528	413,811
Total Liabilities	$ 5,563,628	$ 358,729	$ 5,922,357
Net Position			
Restricted for individuals	$ -	$ -	$ -
Total Net Position	$ -	$ -	$ -

See accompanying notes to financial statements.

FLAGLER COUNTY TAX COLLECTOR
COMBINING SCHEDULE OF CHANGES IN FIDUCIARY NET POSITION
CUSTODIAL FUNDS
FOR THE YEAR ENDED SEPTEMBER 30, 2025

	Tax Fund	Tag Fund	Total Custodial Funds
Additions			
Taxes	$ 320,597,519	$ -	$ 320,597,519
Permits, fees, and special assessments	-	15,365,395	15,365,395
Total additions	320,597,519	15,365,395	335,962,914
Deductions			
Payments to other governments	320,597,519	15,365,395	335,962,914
Net change in fiduciary net position	-	-	-
Net position, beginning of year	-	-	-
Net position, end of year	$ -	$ -	$ -

See accompanying notes to financial statements.

ADDITIONAL ELEMENTS REQUIRED BY THE RULES OF THE AUDITOR GENERAL

JAMESMOORE

INDEPENDENT AUDITORS' REPORT ON INTERNAL CONTROL OVER FINANCIAL REPORTING AND ON COMPLIANCE AND OTHER MATTERS BASED ON AN AUDIT OF SPECIAL-PURPOSE FINANCIAL STATEMENTS PERFORMED IN ACCORDANCE WITH *GOVERNMENT AUDITING STANDARDS*

The Honorable Shelly Edmonson, Tax Collector,
Flagler County, Florida:

We have audited, in accordance with auditing standards generally accepted in the United States of America and the standards applicable to financial audits contained in *Government Auditing Standards* issued by the Comptroller General of the United States (Government Auditing Standards), the financial statements of the general fund of Flagler County, Florida Tax Collector (the Office) as of and for the year ended September 30, 2025, and the related notes to the financial statements, which collectively comprise the Office's special-purpose financial statements, and have issued our report thereon dated May 22, 2026.

Report on Internal Control over Financial Reporting

In planning and performing our audit of the special-purpose financial statements, we considered the Office's internal control over financial reporting (internal control) as a basis for designing audit procedures that are appropriate in the circumstances for the purpose of expressing our opinion on the special-purpose financial statements, but not for the purpose of expressing an opinion on the effectiveness of the Office's internal control. Accordingly, we do not express an opinion on the effectiveness of the Office's internal control.

A *deficiency in internal control* exists when the design or operation of a control does not allow management or employees in the normal course of performing their assigned functions, to prevent, or detect and correct misstatements on a timely basis. A *material weakness* is a deficiency, or a combination of deficiencies, in internal control, such that there is a reasonable possibility that a material misstatement of the Office's financial statements will not be prevented, or detected and corrected on a timely basis. A *significant deficiency* is a deficiency, or a combination of deficiencies, in internal control that is less severe than a material weakness, yet important enough to merit attention by those charged with governance.

Our consideration of internal control was for the limited purpose described in the first paragraph of this section and was not designed to identify all deficiencies in internal control over financial reporting that might be material weaknesses or significant deficiencies. Given these limitations, during our audit we did not identify any deficiencies in internal control over financial reporting that we consider to be material weaknesses. However, material weaknesses or significant deficiencies may exist that were not identified.

Report on Compliance and Other Matters

As part of obtaining reasonable assurance about whether the Office's special-purpose financial statements are free from material misstatement, we performed tests of its compliance with certain provisions of laws, regulations, contracts, and grant agreements, noncompliance with which could have a direct and material effect on the financial statements. However, providing an opinion on compliance with those provisions was not an objective of our audit and, accordingly, we do not express such an opinion. The results of our tests disclosed no instances of noncompliance or other matters that are required to be reported under *Government Auditing Standards*.

Purpose of this Report

The purpose of this report is solely to describe the scope of our testing of internal control and compliance and the results of that testing, and not to provide an opinion on the effectiveness of the Office's internal control or on compliance. This report is an integral part of an audit performed in accordance with *Government Auditing Standards* in considering the Office's internal control and compliance. Accordingly, this communication is not suitable for any other purpose.

James Moore & Co., P.L.

Daytona Beach, Florida
May 22, 2026

JAMESMOORE

INDEPENDENT AUDITORS' MANAGEMENT LETTER REQUIRED BY CHAPTER 10.550, RULES OF THE STATE OF FLORIDA, OFFICE OF THE AUDITOR GENERAL

The Honorable Shelly Edmonson, Tax Collector,
Flagler County, Florida:

We have audited the financial statements of the Flagler County, Florida Tax Collector (the Office), as of and for the fiscal year ended September 30, 2025, and have issued our report thereon dated May 22, 2026.

Auditors' Responsibility

We conducted our audit in accordance with auditing standards generally accepted in the United States of America; the standards applicable to financial audits contained in *Government Auditing Standards*, issued by the Comptroller General of the United States and Chapter 10.550, Rules of the Auditor General.

Other Reporting Requirements

We have issued our Independent Auditors' Report on Internal Control over Financial Reporting and Compliance and Other Matters Based on an Audit of Special-Purpose Financial Statements Performed in Accordance with *Government Auditing Standards*, and Independent Accountants' Report on an examination conducted in accordance with *AICPA Professional Standards*, AT-C Section 315, regarding compliance requirements in accordance with Chapter 10.550, Rules of the Auditor General. Disclosures in those reports, which are dated May 22, 2026, should be considered in conjunction with this management letter.

Prior Audit Findings

Section 10.554(1)(i)1., Rules of the Auditor General, requires that we determine whether or not corrective actions have been taken to address findings and recommendations made in the preceding annual financial audit report. There were no findings or recommendations made in the preceding financial audit report.

Official Title and Legal Authority

Section 10.554(1)(i)4., Rules of the Auditor General, requires that the name or official title and legal authority for the primary government and each component unit of the reporting entity be disclosed in this management letter, unless disclosed in the notes to the financial statements. The Flagler County Tax Collector is an elected constitutional officer, whose office is established by Article VIII of the Constitution of the State of Florida and is governed by various provisions of state law. Flagler County, including the Office of the Tax Collector, was established by Chapter 8516, Laws of Florida in 1921. There are no component units of the Office to be disclosed as required by accounting principles generally accepted in the United States of America.

Financial Management

Section 10.554(1)(i)2., Rules of the Auditor General, requires that we communicate any recommendations to improve financial management. In connection with our audit, we did not have any such recommendations.

Additional Matters

Section 10.554(1)(i)3., Rules of the Auditor General, requires us to communicate noncompliance with provisions of contracts or grant agreements, or abuse, that have occurred, or are likely to have occurred, that have an effect on the financial statements that is less than material but which warrants the attention of those charged with governance. In connection with our audit, we did not note any such findings.

Purpose of this Letter

Our management letter is intended solely for the information and use of the Legislative Auditing Committee, members of the Florida Senate and the Florida House of Representatives, the Florida Auditor General, Federal and other granting agencies, the Office, and applicable management, and is not intended to be and should not be used by anyone other than these specified parties.

James Moore & Co., P.L.

Daytona Beach, Florida
May 22, 2026

JAMESMOORE

INDEPENDENT ACCOUNTANTS' EXAMINATION REPORT

The Honorable Shelly Edmonson, Tax Collector,
Flagler County, Florida:

We have examined the Flagler County, Florida Tax Collector's (the Office) compliance with Section 218.415, Florida Statutes, *Local Government Investment Policies* (the Statute), for the year ended September 30, 2025. Management is responsible for the Office's compliance with those requirements. Our responsibility is to obtain reasonable assurance by evaluating against the aforementioned statutes and performing other procedures to obtain sufficient appropriate evidence to express an opinion that conveys the results of our evaluation based on our examination.

Our examination was conducted in accordance with the attestation standards for a direct examination engagement established by the AICPA. Those standards require that we obtain reasonable assurance by evaluating against the aforementioned statutes during the year ended September 30, 2025 and performing other procedures to obtain sufficient appropriate evidence to express an opinion that conveys the results of our evaluation of Office's compliance during the year ended September 30, 2025. The nature, timing, and extent of the procedures selected depend on our judgment, including an assessment of the risks that were not in accordance with those requirements in all material respects, whether due to fraud or error. We believe that the evidence we obtained is sufficient and appropriate to provide a reasonable basis for our opinion.

We are required to be independent of the Office, and to meet our other ethical responsibilities, in accordance with relevant ethical requirements relating to our examination engagement.

In our opinion, the Office compliance for the year ended September 30, 2025, and was in accordance with the Statute in all material respects.

James Moore & Co., P.L.

Daytona Beach, Florida
May 22, 2026

FLAGLER COUNTY PROPERTY APPRAISER

SPECIAL-PURPOSE FINANCIAL STATEMENTS AND INDEPENDENT AUDITORS' REPORT

SEPTEMBER 30, 2025

FLAGLER COUNTY PROPERTY APPRAISER

SPECIAL-PURPOSE FINANCIAL STATEMENTS AND INDEPENDENT AUDITORS' REPORT

SEPTEMBER 30, 2025

Independent Auditors' Report 1 – 3

Special-Purpose Financial Statements:

Balance Sheet – Governmental Fund 4

Statement of Revenues, Expenditures and Changes in Fund Balance – Governmental Fund 5

Notes to Financial Statements 6 – 9

Required Supplementary Information:

Schedule of Revenues, Expenditures and Changes in Fund Balances - General Fund - Budget and Actual 11

Note to Schedule of Revenues, Expenditures and Changes in Fund Balances - General Fund - Budget and Actual 12

Additional Elements Required by the Rules of the Auditor General:

Independent Auditors' Report on Internal Control over Financial Reporting and on Compliance and Other Matters Based on an Audit of Special-Purpose Financial Statements Performed in Accordance with Government Auditing Standards 14 – 15

Independent Auditors' Management Letter Required by Chapter 10.550, Rules of the State of Florida, Office of the Auditor General 16 – 17

Independent Accountants' Examination Report 18

Management's Response to Finding 19

JAMESMOORE

INDEPENDENT AUDITORS' REPORT

The Honorable James E. Gardner, Jr., Property Appraiser,
Flagler County, Florida:

Report on the Audit of the Financial Statements

Opinion

We have audited the financial statements of the general fund of the Flagler County, Florida Property Appraiser (the Office), as of and for the year ended September 30, 2025, and the related notes to the financial statements, which collectively comprise the Office's financial statements, as listed in the table of contents.

In our opinion, the accompanying financial statements referred to above present fairly, in all material respects, the financial position of the general fund of the Office as of September 30, 2025, and the change in financial position for the fiscal year then ended in accordance with accounting principles generally accepted in the United States of America.

Basis for Opinion

We conducted our audit in accordance with auditing standards generally accepted in the United States of America (GAAS) and the standards applicable to financial audits contained in *Government Auditing Standards*, issued by the Comptroller General of the United States. Our responsibilities under those standards are further described in the Auditor's Responsibilities for the Audit of the Financial Statements section of our report. We are required to be independent of the Office and to meet our other ethical responsibilities, in accordance with the relevant ethical requirements relating to our audit. We believe that the audit evidence we have obtained is sufficient and appropriate to provide a basis for our audit opinions.

Emphasis of Matter

As discussed in Note 1 to the financial statements, the financial statements referred to above were prepared solely for the purpose of complying with the Rules of the Auditor General of the State of Florida. In conformity with the Rules, the accompanying financial statements are intended to present the financial position and changes in financial position of the general fund, only for that portion of the general fund of Flagler County, Florida (the County), that is attributable to the Office. They do not purport to, and do not, present fairly the financial position of the County as of September 30, 2025, the changes in its financial position for the fiscal year then ended in conformity with accounting principles generally accepted in the United States of America. Our opinion is not modified with respect to this matter.

Responsibilities of Management for the Financial Statements

Management is responsible for the preparation and fair presentation of the financial statements in accordance with accounting principles generally accepted in the United States of America, and for the design, implementation, and maintenance of internal control relevant to the preparation and fair presentation of financial statements that are free from material misstatement, whether due to fraud or error.

In preparing the financial statements, management is required to evaluate whether there are conditions or events, considered in the aggregate, that raise substantial doubt about the Office's ability to continue as a going concern for twelve months beyond the financial statement date, including any currently known information that may raise substantial doubt shortly thereafter.

Auditors' Responsibilities for the Audit of the Financial Statements

Our objectives are to obtain reasonable assurance about whether the financial statements as a whole are free from material misstatement, whether due to fraud or error, and to issue an auditor's report that includes our opinions. Reasonable assurance is a high level of assurance but is not absolute assurance and therefore is not a guarantee that an audit conducted in accordance with GAAS and *Governmental Auditing Standards* will always detect a material misstatement when it exists. The risk of not detecting a material misstatement resulting from fraud is higher than for one resulting from error, as fraud may involve collusion, forgery, intentional omissions, misrepresentations, or the override of internal control. Misstatements are considered material if there is a substantial likelihood that, individually or in the aggregate, they would influence the judgment made by a reasonable user based on the financial statements.

In performing an audit in accordance with GAAS and *Government Auditing Standards*, we:

- Exercise professional judgment and maintain professional skepticism throughout the audit.
- Identify and assess the risks of material misstatement of the financial statements, whether due to fraud or error, and design and perform audit procedures responsive to those risks. Such procedures include examining, on a test basis, evidence regarding the amounts and disclosures in the financial statements.
- Obtain an understanding of internal control relevant to the audit in order to design audit procedures that are appropriate in the circumstances, but not for the purpose of expressing an opinion on the effectiveness of the Office's internal control. Accordingly, no such opinion is expressed.
- Evaluate the appropriateness of accounting policies used and the reasonableness of significant accounting estimates made by management, as well as evaluate the overall presentation of the financial statements.
- Conclude whether, in our judgment, there are conditions or events, considered in the aggregate, that raise substantial doubt about the Office's ability to continue as a going concern for a reasonable period of time.

We are required to communicate with those charged with governance regarding, among other matters, the planned scope and timing of the audit, significant audit findings, and certain internal control-related matters that we identified during the audit.

Required Supplementary Information

Accounting principles generally accepted in the United States of America require that the required supplementary information, as listed in the table of contents, be presented to supplement the basic financial statements. Such information is the responsibility of management and, although not a part of the basic financial statements, is required by the Governmental Accounting Standards Board who considers it to be an essential part of financial reporting for placing the basic financial statements in an appropriate operational, economic, or historical context. We have applied certain limited procedures to the required supplementary information in accordance with GAAS, which consisted of inquiries of management about the methods of preparing the information and comparing the information for consistency with management's responses to our inquiries, the basic financial statements, and other knowledge we obtained during our audit of the basic financial statements. We do not express an opinion or provide any assurance on the information because the limited procedures do not provide us with sufficient evidence to express an opinion or provide any assurance.

Other Reporting Required by *Government Auditing Standards*

In accordance with *Government Auditing Standards*, we have also issued our report dated May 22, 2026, on our consideration of the Office's internal control over financial reporting and on our tests of its compliance with certain provisions of laws, regulations, contracts, and grant agreements and other matters. The purpose of that report is solely to describe the scope of our testing of internal control over financial reporting and compliance and the results of that testing, and not to provide an opinion on the effectiveness of the Office's internal control over financial reporting or on compliance. That report is an integral part of an audit performed in accordance with *Government Auditing Standards* in considering the Office's internal control over financial reporting and compliance.

James Moore & Co., P.L.

Daytona Beach, Florida
May 22, 2026

FLAGLER COUNTY, FLORIDA PROPERTY APPRAISER
BALANCE SHEET
GOVERNMENTAL FUND
SEPTEMBER 30, 2025

	General Fund
ASSETS	
Cash and cash equivalents	$ 381,988
Due from Board of County Commissioners	48,080
Prepaids	1,112
Total Assets	$ 431,180
LIABILITIES AND FUND BALANCE	
Liabilities	
Accounts payable and accrued expenditures	$ 180,025
Due to other governments	9,012
Due to Board of County Commissioners	242,143
Total Liabilities	431,180
Fund Balance	
Nonspendable:	
Prepaids	1,112
Unassigned	(1,112)
Total Fund Balances	-
Total Liabilities and Fund Balance	$ 431,180

The accompanying notes to financial statements are an integral part of this statement.

FLAGLER COUNTY, FLORIDA PROPERTY APPRAISER
STATEMENT OF REVENUES, EXPENDITURES AND CHANGES IN FUND BALANCE
GOVERNMENTAL FUND
FOR THE YEAR ENDED SEPTEMBER 30, 2025

	General Fund
Revenues	
Charges for services	$ 1,022
Intergovernmental revenue	101,161
Miscellaneous revenue	50,524
Total revenues	152,707
Expenditures	
Current:	
General government:	3,497,449
Capital outlay	101,584
Debt service:	
Principal	54,703
Interest	2,364
Total expenditures	3,656,100
Excess (deficiency) of revenues over expenditures	(3,503,393)
Other financing sources (uses)	
Appropriations from Board of County Commissioners	3,605,689
Lease proceeds	91,134
Reversion to Board of County Commissioners	(193,430)
Total other financing sources (uses)	3,503,393
Net change in fund balance	-
Fund balance, beginning of year	-
Fund balance, end of year	$ -

The accompanying notes to financial statements are an integral part of this statement.

(1) **Summary of Significant Accounting Policies:**

The accounting policies of the Flagler County, Florida Property Appraiser (the "Office") conform to generally accepted accounting principles as applicable to governments in the Governmental Accounting Standards Board (GASB) Codification. The following is a summary of the more significant policies.

(a) **Reporting entity**—The Property Appraiser is an elected constitutional officer, whose office is established by Article VIII of the Constitution of the State of Florida and is governed by various provisions of state law. The Office is an integral part of Flagler County, Florida (the County), which is the primary government for financial reporting purposes.

(b) **Basis of presentation**—The Office's financial statements are special-purpose financial statements that have been prepared for the purpose of complying with the Rules of the Auditor General of the State of Florida (the Rules). In conformity with the Rules, the Office has not presented the government-wide financial statements, the reconciliations to the government-wide statements or management's discussion and analysis.

(c) **Fund accounting**—Accounts are organized on the basis of funds, each of which is considered a separate accounting entity. The operations of each fund are accounted for with a separate set of self-balancing accounts that comprise its assets, liabilities, fund balance, revenues, and expenditures, as appropriate for each fund type. Government resources are allocated to, and accounted for in, individual funds based upon the purposes for which they are to be spent and the means by which spending activities are controlled. The focus of fund financial statements is on major funds, each displayed in a separate column.

The Office reports the following major governmental fund; there are no non-major governmental funds:

General Fund – The principal operating fund of the Office. It is used to account for all financial resources.

(d) **Measurement focus/basis of accounting**—All governmental funds are accounted for on a spending or current financial resources measurement focus and the modified accrual basis of accounting. This means that only current assets and current liabilities are generally included on their balance sheets. Their reported fund balance (net current assets) is considered a measure of "available spendable resources". Their operating statements present increases (revenues and other financing sources) and decreases (expenditures and other financing uses) in net current assets and, accordingly, are said to present a summary of sources and uses of "available spendable resources" during a period.

Basis of accounting refers to when revenues and expenditures are recognized in the accounts and reported in the financial statements. Basis of accounting relates to the timing of the measurements made, regardless of the measurement focus applied. All governmental funds are accounted for using the modified accrual basis of accounting. Their revenues are recognized when they become measurable and available as net current assets. The Office follows the County's policy for revenue recognition in which it considers all revenues to be available, except for property tax revenue, which is only considered available if collected within 60 days.

Expenditures are generally recognized under the modified accrual basis of accounting when the related fund liability is incurred. However, principal and interest on general long-term debt are recognized when due.

(1) **Summary of Significant Accounting Policies:** (Continued)

(e) **Cash and cash equivalents**—The Office's cash and cash equivalents are considered to be cash on hand, demand deposits, and short-term investments with original maturities of three months or less from the date of acquisition.

(f) **Capital assets and long-term liabilities**—Capital assets used by the Office are capitalized (recorded and accounted for) by the Flagler County Board of County Commissioners.

Because of their spending measurement focus, expenditure recognition for governmental fund types is limited to exclude amounts represented by non-current liabilities. Since they do not affect net current assets, such long-term amounts are not recognized as governmental fund type expenditures or fund liabilities. They are instead reported as liabilities in the financial statements of the County.

(g) Prepaid items – The Office follows the purchases method for prepaid items. Expenditures for goods and services that extend beyond the end of the fiscal year are recognized as expenditures/expenses at the time of payment rather than being reported as prepaid assets. Accordingly, no prepaid items are reported in the financial statements.

(h) **Accounts payable**—Accounts payable balances in the general fund are primarily payable to third-party vendors for goods provided and services rendered.

(i) **Compensated absences**—The Office follows generally accepted accounting principles in accounting for accrued compensated absences. The Office allows limited vesting of unused employee leave time. Since the annual and sick leave liability is considered long-term, it is recorded in the government-wide financial statements of the County. Compensated absences are expected to be paid out of the General Fund of the Office and this practice is expected to continue in the future. The Office kept compensated absence records for the hours earned, used and available.

(j) **Fund balance—** Fund balance for governmental funds report classifications that comprise a hierarchy based primarily on the extent to which the government is bound to honor constraints on the specific purposes for which amounts in the funds may be spent. In as much as the Property Appraiser is a county constitutional officer, any funds remaining at the end of the fiscal year are returned to the Board of County Commissioners. Unassigned fund balance represents funds available for spending at the government's discretion.

The Office does not have a formal written policy regarding whether restricted or unrestricted amounts are considered to be spent when an expenditure for purposes for which both restricted and unrestricted fund balances are available. However, it has been the Office's general practice when expenditure is incurred for purposes for which both restricted and unrestricted fund balance is available; the Office considers restricted funds to have been spent first. When expenditure is incurred for which committed, assigned or unassigned fund balances are available, the Office considers amounts to have been spent first out of committed funds, then assigned funds, and lastly unassigned funds, as needed.

(k) **Use of estimates—**The preparation of financial statements in conformity with generally accepted accounting principles requires management to make various estimates. Actual results could differ from those estimates.

(2) **Budgets and Budgetary Accounting:**

Governmental fund revenues and expenditures accounted for in budgetary funds are controlled by a formal integrated budgetary accounting system in accordance with the Florida Statutes. An annual budget was adopted for the General Fund. All budget amounts presented in the accompanying special-purpose financial statements have been adjusted for legally authorized amendments of the annual budget for the year. The annual budget is monitored at varying levels of classification detail. However, for purposes of budgetary control, expenditures cannot legally exceed the total budget appropriations at the individual fund level. All appropriations lapse at year-end.

(3) **Investments:**

Florida Statutes authorize the Office to invest in bonds, notes or other obligations of the U.S. Government, certificates of deposits, repurchase agreements, certain bonds of any State or local government unit and the State Treasurer's Investment Pool.

Interest Rate Risk. The Office does not have a formal investment policy that limits investment maturities as a means of managing its exposure to fair value losses arising from increasing interest rates.

Concentration of Credit Risk. The Office places no limit on the amount the Office may invest in any one issuer. The Office maintained 100-percent of excess deposits in a checking account with a local financial institution subject to Federal Depository Insurance Corporation (FDIC) insurance, and/or the State of Florida collateral pool established under the Florida Security for Public Deposits Act (the Act).

(4) **Risk Management:**

The Office participates in the risk management program established by the Board of County Commissioners for life and health insurance. The risk management program is accounted for in the Board's financial statements as an Internal Service Fund, in accordance with the requirements of GASB Statement 10.

The Office is exposed to various risks of loss related to torts; theft of, damage to and destruction of assets; errors and omissions; and natural disasters for which the Office carries commercial insurance. There were no significant reductions in insurance coverage from prior years. Settle claims resulting from the risks described above have not exceeded the insurance coverage during the previous three years.

(5) **Pension Plan:**

The Office participates in the Florida Retirement System (FRS), a multiple-employer, cost-sharing defined public employee retirement system which covers all of the Office's full-time employees. The System is administered by the State of Florida, Department of Administration, Division of Retirement to provide retirement and survivor benefits to participating public employees. Provisions relating to the FRS are established by Chapters 121 and 122, Florida Statutes; Chapter 112, Part IV, Florida Statutes; Chapter 238, Florida Statutes; and FRS Rules, Chapter 60S, Florida Administrative Code; wherein eligibility, contributions, and benefits are defined and described in detail. The FRS is a single retirement system administered by the Department of Management Services, Division of Retirement, and consists of two cost-sharing, multiple-employer retirement plans and other nonintegrated programs. These include a defined-benefit pension plan (Plan), with a Deferred Retirement Option Program (DROP), and a defined-contribution plan, referred to as the FRS Investment Plan (Investment Plan).

In addition, all regular employees of the entity are eligible to enroll as members of the Retiree Health Insurance Subsidy (HIS) Program. The HIS is a cost-sharing, multiple-employer defined benefit pension plan established and administered in accordance with section 112.363, Florida Statutes. The benefit is a monthly payment to assist retirees of the state-administered retirement systems in paying their health insurance costs. For the fiscal year ended September 30, 2025, eligible retirees and beneficiaries received a monthly HIS payment equal to the number of years of service credited at retirement multiplied by $7.50. The minimum payment is $45 and the maximum payment is $225 per month, pursuant to section 112.363, Florida Statutes. To be eligible to receive a HIS benefit, a retiree under one of the state-administered retirement systems must provide proof of eligible health insurance coverage, which can include Medicare.

For financial reporting purposes, the Office is deemed to be part of the primary government of the County. A liability related to the Office's proportionate share of FRS retirement benefits, along with a detailed plan description, is reported in the financial statements of the County for the fiscal year ended September 30, 2025.

REQUIRED SUPPLEMENTARY INFORMATION

FLAGLER COUNTY, FLORIDA PROPERTY APPRAISER
SCHEDULE OF REVENUES, EXPENDITURES AND CHANGES IN FUND BALANCE - BUDGET AND ACTUAL - GENERAL FUND
FOR THE YEAR ENDED SEPTEMBER 30, 2025

	Budgeted Amounts			
	Original	**Final**	**Actual**	**Variance with Final Budget**
Revenues				
Charges for services	$ -	$ -	$ 1,022	$ 1,022
Intergovernmental revenue	3,712,585	3,721,695	101,161	(3,620,534)
Miscellaneous revenue	-	-	50,524	50,524
Total revenues	3,712,585	3,721,695	152,707	(3,568,988)
Expenditures				
Current:				
General government	3,712,585	3,711,245	3,497,449	213,796
Capital outlay	-	10,450	101,584	(91,134)
Debt service:				
Principal	-	-	54,703	(54,703)
Interest	-	-	2,364	(2,364)
Total expenditures	3,712,585	3,721,695	3,656,100	65,595
Excess (deficiency) of revenues over expenditures	-	-	(3,503,393)	(3,503,393)
Other financing sources (uses)				
Appropriations from Board of County Commissioners	-	-	3,605,689	3,605,689
Lease proceeds	-	-	91,134	91,134
Reversion to Board of County Commissioners	-	-	(193,430)	(193,430)
Total other financing sources (uses)	-	-	3,503,393	3,503,393
Net change in fund balance	-	-	-	-
Fund balance, beginning of year	-	-	-	-
Fund balance, end of year	$ -	$ -	$ -	$ -

The accompanying note to schedule of revenues, expenditures and changes in fund balance - budget and actual - general fund is an integral part of this schedule.

FLAGLER COUNTY PROPERTY APPRAISER
NOTE TO SCHEDULE OF REVENUES, EXPENDITURES AND CHANGES IN FUND BALANCES – BUDGET AND ACTUAL – GENERAL FUND
FOR THE YEAR ENDED SEPTEMBER 30, 2025

(1) **Budgetary Information:**

An annual budget is adopted on a basis consistent with accounting principles generally accepted in the United States of America for the general fund. All annual appropriations lapse at fiscal year-end.

The Property Appraiser follows these procedures in establishing the budgetary data reflected in the financial statements:

a) The preparation, adoption and amendment of the budgets are governed by Florida Statutes. Public hearings are conducted to obtain taxpayer comments.

b) Budget excess expenditures over revenues are funded through appropriations from the Board of County Commissioners.

c) Formal budgetary integration is employed as a management control device during the year for the General Fund. The legal level of budgetary control is the fund level.

d) The budgets for the funds are adopted on a basis consistent with accounting principles generally accepted in the United States of America.

ADDITIONAL ELEMENTS REQUIRED BY THE RULES OF THE AUDITOR GENERAL

JAMESMOORE

INDEPENDENT AUDITORS' REPORT ON INTERNAL CONTROL OVER FINANCIAL REPORTING AND ON COMPLIANCE AND OTHER MATTERS BASED ON AN AUDIT OF SPECIAL-PURPOSE FINANCIAL STATEMENTS PERFORMED IN ACCORDANCE WITH *GOVERNMENT AUDITING STANDARDS*

The Honorable James E. Gardner, Jr., Property Appraiser,
Flagler County, Florida:

We have audited, in accordance with auditing standards generally accepted in the United States of America and the standards applicable to financial audits contained in *Government Auditing Standards* issued by the Comptroller General of the United States, the financial statements of the general fund of the Flagler County, Florida Property Appraiser (the Office) as of and for the year ended September 30, 2025, and the related notes to the financial statements, which collectively comprise the Office's special-purpose financial statements, and have issued our report thereon dated May 22, 2026.

Report on Internal Control Over Financial Reporting

In planning and performing our audit of the special-purpose financial statements, we considered the Office's internal control over financial reporting (internal control) as a basis for designing procedures that are appropriate in the circumstances for the purpose of expressing our opinion on the special-purpose financial statements, but not for the purpose of expressing an opinion on the effectiveness of the Office's internal control. Accordingly, we do not express an opinion on the effectiveness of the Office's internal control.

A *deficiency in internal control* exists when the design or operation of a control does not allow management or employees in the normal course of performing their assigned functions, to prevent, or detect and correct misstatements on a timely basis. A *material weakness* is a deficiency, or a combination of deficiencies, in internal control, such that there is a reasonable possibility that a material misstatement of the Office's financial statements will not be prevented, or detected and corrected on a timely basis. A *significant deficiency* is a deficiency, or a combination of deficiencies, in internal control that is less severe than a material weakness, yet important enough to merit attention by those charged with governance.

Our consideration of internal control was for the limited purpose described in the first paragraph of this section and was not designed to identify all deficiencies in internal control over financial reporting that might be material weaknesses or significant deficiencies. Given these limitations, during our audit we did not identify any deficiencies in internal control over financial reporting that we consider to be material weaknesses. However, material weaknesses or significant deficiencies may exist that were not identified.

Report on Compliance and Other Matters

As part of obtaining reasonable assurance about whether the Office's special-purpose financial statements are free from material misstatement, we performed tests of its compliance with certain provisions of laws, regulations, contracts, and grant agreements, noncompliance with which could have a direct and material effect on the financial statements. However, providing an opinion on compliance with those provisions was not an objective of our audit and, accordingly, we do not express such an opinion. The results of our tests disclosed no instances of noncompliance or other matters that are required to be reported under *Government Auditing Standards*.

Purpose of This Report

The purpose of this report is solely to describe the scope of our testing of internal control and compliance and the results of that testing, and not to provide an opinion on the effectiveness of the Office's internal control or on compliance. This report is an integral part of an audit performed in accordance with *Government Auditing Standards* in considering the Office's internal control and compliance. Accordingly, this communication is not suitable for any other purpose.

James Moore & Co., P.L.

Daytona Beach, Florida
May 22, 2026

JAMESMOORE

INDEPENDENT AUDITORS' MANAGEMENT LETTER REQUIRED BY CHAPTER 10.550, RULES OF THE STATE OF FLORIDA, OFFICE OF THE AUDITOR GENERAL

The Honorable James E. Gardner, Jr., Property Appraiser,
Flagler County, Florida:

Report on the Financial Statements

We have audited the financial statements of the Flagler County, Florida Property Appraiser (the Office), as of and for the fiscal year ended September 30, 2025, and have issued our report thereon dated May 22, 2026.

Auditors' Responsibility

We conducted our audit in accordance with auditing standards generally accepted in the United States of America; the standards applicable to financial audits contained in *Government Auditing Standards*, issued by the Comptroller General of the United States and Chapter 10.550, Rules of the Auditor General.

Other Reporting Requirements

We have issued our Independent Auditors' Report on Internal Control over Financial Reporting and Compliance and Other Matters Based on an Audit of Special-Purpose Financial Statements Performed in Accordance with *Government Auditing Standards*, and Independent Accountants' Report on an examination conducted in accordance with *AICPA Professional Standards*, AT-C Section 315, regarding compliance requirements in accordance with Chapter 10.550, Rules of the Auditor General. Disclosures in those reports, which are dated May 22, 2026, should be considered in conjunction with this management letter.

Prior Audit Findings

Section 10.554(1)(i)1., Rules of the Auditor General, requires that we determine whether or not corrective actions have been taken to address findings and recommendations made in the preceding annual financial audit report. Corrective actions have been taken to address all findings and recommendations made in the preceding financial audit report, if applicable.

Official Title and Legal Authority

Section 10.554(1)(i)4., Rules of the Auditor General, requires that the name or official title and legal authority for the primary government and each component unit of the reporting entity be disclosed in this management letter, unless disclosed in the notes to the financial statements. The Flagler County Property Appraiser is an elected constitutional officer, whose office is established by Article VIII of the Constitution of the State of Florida and is governed by various provisions of state law. There are no component units of the Office to be disclosed as required by accounting principles generally accepted in the United States of America.

Financial Management

Section 10.554(1)(i)2., Rules of the Auditor General, requires that we communicate any recommendations to improve financial management. In connection with our audit, we noted the following recommendations:

2025-001 Internal Control Procedures

During our review of internal control procedures, we noted the Office did not have formal written internal control policies and documented review procedures over certain key financial processes, including disbursement approvals, payroll processing, and journal entry review. We recommend that the Office formalize and document internal control procedures and documented review controls where feasible.

Additional Matters

Section 10.554(1)(i)3., Rules of the Auditor General, requires us to communicate noncompliance with provisions of contracts or grant agreements, or abuse, that have occurred, or are likely to have occurred, that have an effect on the financial statements that is less than material but which warrants the attention of those charged with governance. In connection with our audit, we did not note any such findings.

Management's Response to Findings

The Office's response to the recommendations identified in our audit is outlined as listed in the table of contents. The Office's response was not subjected to the auditing procedures applied in the audit of the financial statements, and accordingly, we express no opinion on it.

Purpose of this Letter

Our management letter is intended solely for the information and use of the Legislative Auditing Committee, members of the Florida Senate and the Florida House of Representatives, the Florida Auditor General, Federal and other granting agencies, the Office, and applicable management, and is not intended to be and should not be used by anyone other than these specified parties.

James Moore & Co., P.L.

Daytona Beach, Florida
May 22, 2026

JAMESMOORE

INDEPENDENT ACCOUNTANTS' EXAMINATION REPORT

The Honorable James E. Gardner, Jr., Property Appraiser,
Flagler County, Florida:

We have examined the Flagler County, Florida Property Appraiser's (the Office) compliance with Section 218.415, Florida Statutes, *Local Government Investment Policies* (the Statute), for the year ended September 30, 2025. Management is responsible for the Office's compliance with those requirements. Our responsibility is to obtain reasonable assurance by evaluating against the aforementioned statutes and performing other procedures to obtain sufficient appropriate evidence to express an opinion that conveys the results of our evaluation based on our examination.

Our examination was conducted in accordance with the attestation standards for a direct examination engagement established by the AICPA. Those standards require that we obtain reasonable assurance by evaluating against the aforementioned statutes during the year ended September 30, 2025 and performing other procedures to obtain sufficient appropriate evidence to express an opinion that conveys the results of our evaluation of Office's compliance during the year ended September 30, 2025. The nature, timing, and extent of the procedures selected depend on our judgment, including an assessment of the risks that were not in accordance with those requirements in all material respects, whether due to fraud or error. We believe that the evidence we obtained is sufficient and appropriate to provide a reasonable basis for our opinion.

We are required to be independent of the Office, and to meet our other ethical responsibilities, in accordance with relevant ethical requirements relating to our examination engagement.

In our opinion, for the year ended September 30, 2025, the Office complied with the Statute in all material respects.

James Moore & Co., P.L.

Daytona Beach, Florida
May 22, 2026

OFFICE OF THE PROPERTY APPRAISER

FLAGLER COUNTY, FLORIDA

JAMES E. GARDNER, JR., CFA
CERT GEN RZ1169
FLAGLER COUNTY PROPERTY APPRAISER

POST OFFICE BOX 936
BUNNELL, FL 32110-0936
PHONE (386) 313-4150
FAX (386) 313-4151

May 22, 2026

The Honorable Sherrill F. Norman
Florida Auditor General
111 West Madison Street
Tallahassee, FL 32399

RE: Management's Response to Recommendation

2025-001 Internal Control Procedures:

During our review of internal control procedures, we noted the Office did not have formal written internal control policies and documented review procedures over certain key financial processes, including disbursement approvals, payroll processing, and journal entry review. We recommend that the Office formalize and document internal control procedures and documented review controls where feasible.

Response to 2025-001 Internal Control Procedures:

The Office notes that it had not been previously requested to provide formal, written internal control procedures during reviews by the prior auditing company. The Office has proactively addressed the matter. Formal written internal control procedures over key financial processes have now been documented, and the Office is currently operating in accordance with these procedures to ensure proper oversight and documented review controls where feasible.

Sincerely,

James E. Gardner, Jr.
Flagler County Property Appraiser

FLAGLER COUNTY SUPERVISOR OF ELECTIONS

SPECIAL-PURPOSE FINANCIAL STATEMENTS
AND INDEPENDENT AUDITORS' REPORT

SEPTEMBER 30, 2025

FLAGLER COUNTY SUPERVISOR OF ELECTIONS

SPECIAL-PURPOSE FINANCIAL STATEMENTS AND INDEPENDENT AUDITORS' REPORT

SEPTEMBER 30, 2025

Independent Auditors' Report 1 – 3

Special-Purpose Financial Statements:

Balance Sheet – Governmental Fund 4

Statement of Revenues, Expenditures and Changes in Fund Balance – Governmental Fund 5

Notes to Financial Statements 6 – 9

Required Supplementary Information:

Schedule of Revenues, Expenditures and Changes in Fund Balances - General Fund - Budget and Actual 11

Note to Schedule of Revenues, Expenditures and Changes in Fund Balances - General Fund - Budget and Actual 12

Additional Elements Required by the Rules of the Auditor General:

Independent Auditors' Report on Internal Control over Financial Reporting and on Compliance and Other Matters Based on an Audit of Special-Purpose Financial Statements Performed in Accordance with Government Auditing Standards 14 – 15

Independent Auditors' Management Letter Required by Chapter 10.550, Rules of the State of Florida, Office of the Auditor General 16 – 17

Independent Accountants' Examination Report 18

JAMESMOORE

INDEPENDENT AUDITORS' REPORT

The Honorable Kaiti Lenhart, Supervisor of Elections,
Flagler County, Florida:

Report on the Audit of the Financial Statements

Opinion

We have audited the financial statements of the general fund of the Flagler County, Florida Supervisor of Elections (the Office), as of and for the year ended September 30, 2025, and the related notes to the financial statements, which collectively comprise the Office's financial statements, as listed in the table of contents.

In our opinion, the accompanying financial statements referred to above present fairly, in all material respects, the financial position of the general fund for the Office as of September 30, 2025, and the change in financial position for the fiscal year then ended in accordance with accounting principles generally accepted in the United States of America.

Basis for Opinion

We conducted our audit in accordance with auditing standards generally accepted in the United States of America (GAAS) and the standards applicable to financial audits contained in *Government Auditing Standards*, issued by the Comptroller General of the United States. Our responsibilities under those standards are further described in the Auditors' Responsibilities for the Audit of the Financial Statements section of our report. We are required to be independent of the Office and to meet our other ethical responsibilities, in accordance with the relevant ethical requirements relating to our audit. We believe that the audit evidence we have obtained is sufficient and appropriate to provide a basis for our audit opinions.

Emphasis of Matter

As discussed in Note 1 to the financial statements, the financial statements referred to above were prepared solely for the purpose of complying with the Rules of the Auditor General of the State of Florida. In conformity with the Rules, the accompanying financial statements are intended to present the financial position and changes in financial position of the general fund, only for that portion of the general fund, of Flagler County, Florida (the County), that is attributable to the Office. They do not purport to, and do not, present fairly the financial position of the County as of September 30, 2025, the changes in its financial position for the fiscal year then ended in conformity with accounting principles generally accepted in the United States of America. Our opinion is not modified with respect to this matter.

Responsibilities of Management for the Financial Statements

Management is responsible for the preparation and fair presentation of the financial statements in accordance with accounting principles generally accepted in the United States of America; this includes the design, implementation, and maintenance of internal control relevant to the preparation and fair presentation of financial statements that are free from material misstatement, whether due to fraud or error.

In preparing the financial statements, management is required to evaluate whether there are conditions or events, considered in the aggregate, that raise substantial doubt about the Office's ability to continue as a going concern for twelve months beyond the financial statement date, including any currently known information that may raise substantial doubt shortly thereafter.

Auditors' Responsibilities for the Audit of the Financial Statements

Our objectives are to obtain reasonable assurance about whether the financial statements as a whole are free from material misstatement, whether due to fraud or error, and to issue an auditors' report that includes our opinions. Reasonable assurance is a high level of assurance but is not absolute assurance and therefore is not a guarantee that an audit conducted in accordance with GAAS and *Governmental Auditing Standards* will always detect a material misstatement when it exists. The risk of not detecting a material misstatement resulting from fraud is higher than for one resulting from error, as fraud may involve collusion, forgery, intentional omissions, misrepresentations, or the override of internal control. Misstatements are considered material if, individually or in the aggregate, they would influence the judgment made by a reasonable user made on the basis of these financial statements.

In performing an audit in accordance with GAAS and *Government Auditing Standards*, we:

- Exercise professional judgment and maintain professional skepticism throughout the audit.
- Identify and assess the risks of material misstatement of the financial statements, whether due to fraud or error, and design and perform audit procedures responsive to those risks. Such procedures include examining, on a test basis, evidence regarding the amounts and disclosures in the financial statements.
- Obtain an understanding of internal control relevant to the audit in order to design audit procedures that are appropriate in the circumstances, but not for the purpose of expressing an opinion on the effectiveness of the Office's internal control. Accordingly, no such opinion is expressed.
- Evaluate the appropriateness of accounting policies used and the reasonableness of significant accounting estimates made by management, as well as evaluate the overall presentation of the financial statements.
- Conclude whether, in our judgment, there are conditions or events, considered in the aggregate, that raise substantial doubt about the Office's ability to continue as a going concern for a reasonable period of time.

We are required to communicate with those charged with governance regarding, among other matters, the planned scope and timing of the audit, significant audit findings, and certain internal control-related matters that we identified during the audit.

Required Supplementary Information

Accounting principles generally accepted in the United States of America require that the required supplementary information, as listed in the table of contents, be presented to supplement the basic financial statements. Such information is the responsibility of management and, although not a part of the basic financial statements, is required by the Governmental Accounting Standards Board who considers it to be an essential part of financial reporting for placing the basic financial statements in an appropriate operational, economic, or historical context. We have applied certain limited procedures to the required supplementary information in accordance with GAAS, which consisted of inquiries of management about the methods of preparing the information and comparing the information for consistency with management's responses to our inquiries, the basic financial statements, and other knowledge we obtained during our audit of the basic financial statements. We do not express an opinion or provide any assurance on the information because the limited procedures do not provide us with sufficient evidence to express an opinion or provide any assurance.

Other Reporting Required by *Government Auditing Standards*

In accordance with *Government Auditing Standards*, we have also issued our report dated May 22, 2026, on our consideration of the Office's internal control over financial reporting and on our tests of its compliance with certain provisions of laws, regulations, contracts, and grant agreements and other matters. The purpose of that report is solely to describe the scope of our testing of internal control over financial reporting and compliance and the results of that testing, and not to provide an opinion on the effectiveness of the Office's internal control over financial reporting or on compliance. That report is an integral part of an audit performed in accordance with *Government Auditing Standards* in considering the Office's internal control over financial reporting and compliance.

James Moore & Co., P.L.

Daytona Beach, Florida
May 22, 2026

FLAGLER COUNTY, FLORIDA SUPERVISOR OF ELECTIONS
BALANCE SHEET
GOVERNMENTAL FUND
SEPTEMBER 30, 2025

	General Fund
ASSETS	
Cash and cash equivalents	$ 394,876
Total Assets	$ 394,876
LIABILITIES AND FUND BALANCE	
Liabilities	
Accounts payable and accrued liabilities	$ 7,580
Due to Board of County Commissioners	387,296
Total liabilities	394,876
Fund Balances	
Unassigned	-
Total Fund Balances	-
Total Liabilities and Fund Balances	$ 394,876

The accompanying notes to financial statements are an integral part of this statement.

FLAGLER COUNTY, FLORIDA SUPERVISOR OF ELECTIONS
STATEMENT OF REVENUES, EXPENDITURES AND CHANGES IN FUND BALANCE
GOVERNMENTAL FUND
FOR THE YEAR ENDED SEPTEMBER 30, 2025

	General Fund
Revenues	
Intergovernmental revenue	$ 328,891
Charges for services	12,955
Miscellaneous revenue	22,914
Total revenues	364,760
Expenditures	
Current:	
General government	2,693,385
Debt service:	
Principal	6,758
Interest	238
Total expenditures	2,700,381
Excess (deficiency) of revenues over expenditures	(2,335,621)
Other financing sources (uses)	
Appropriations from Board of County Commissioners	2,706,240
Reversion to Board of County Commissioners	(370,619)
Total other financing sources (uses)	2,335,621
Net change in fund balance	-
Fund balance, beginning of year	-
Fund balance, end of year	$ -

The accompanying notes to financial statements are an integral part of this statement.

(1) **Summary of Significant Accounting Policies:**

The accounting policies of the Flagler County Supervisor of Elections (the "Office") conform to generally accepted accounting principles as applicable to governments in the Governmental Accounting Standards Board (GASB) Codification. The following is a summary of the more significant policies.

(a) **Reporting entity**—The Office is an elected constitutional officer, whose office is established by Article VIII of the Constitution of the State of Florida and is governed by various provisions of state law. The Office is an integral part of Flagler County, Florida (the County), the reporting entity for financial reporting purposes.

(b) **Basis of presentation—**The Office's financial statements are special-purpose financial statements that have been prepared for the purpose of complying with the Rules of the Auditor General of the State of Florida (the Rules). In conformity with the Rules, the Office has not presented the government-wide financial statements, the reconciliations to the government-wide statements or management's discussion and analysis.

(c) **Fund accounting**—Accounts are organized on the basis of funds, each of which is considered a separate accounting entity. The operations of each fund are accounted for with a separate set of self-balancing accounts that comprise its assets, liabilities, fund balance, revenues, and expenditures, as appropriate for each fund type. Government resources are allocated to, and accounted for in, individual funds based upon the purposes for which they are to be spent and the means by which spending activities are controlled. The focus of fund financial statements is on major funds, each displayed in a separate column.

The Office reports the following major governmental fund; there are no non-major governmental funds:

General Fund – The principal operating fund of the Office. It is used to account for all financial resources.

(d) **Measurement focus/basis of accounting—**All governmental funds are accounted for on a spending or current financial resources measurement focus and the modified accrual basis of accounting. This means that only current assets and current liabilities are generally included on their balance sheets. Their reported fund balance (net current assets) is considered a measure of "available spendable resources". Their operating statements present increases (revenues and other financing sources) and decreases (expenditures and other financing uses) in net current assets and, accordingly, are said to present a summary of sources and uses of "available spendable resources" during a period.

Basis of accounting refers to when revenues and expenditures are recognized in the accounts and reported in the financial statements. Basis of accounting relates to the timing of the measurements made, regardless of the measurement focus applied. All governmental funds are accounted for using the modified accrual basis of accounting. Their revenues are recognized when they become measurable and available as net current assets. The Office follows the County's policy for revenue recognition in which it considers all revenues to be available, except for property tax revenue, which is only considered available if collected within 60 days.

(1) **Summary of Significant Accounting Policies:** (Continued)

Expenditures are generally recognized under the modified accrual basis of accounting when the related fund liability is incurred. However, principal and interest on general long-term debt are recognized when due.

(e) **Cash and cash equivalents**—The Office's cash and cash equivalents are considered to be cash on hand, demand deposits, and short-term investments with original maturities of three months or less from the date of acquisition.

(f) **Capital assets and long-term liabilities**—Capital assets used by the Office are capitalized (recorded and accounted for) by the Flagler County Board of County Commissioners.

Because of their spending measurement focus, expenditure recognition for governmental fund types is limited to exclude amounts represented by non-current liabilities. Since they do not affect net current assets, such long-term amounts are not recognized as governmental fund type expenditures or fund liabilities. They are instead reported as liabilities in the financial statements of the County.

(g) **Prepaid items**—The Office follows the purchases method for prepaid items. Expenditures for goods and services that extend beyond the end of the fiscal year are recognized as expenditures/expenses at the time of payment rather than being reported as prepaid assets. Accordingly, no prepaid items are reported in the financial statements.

(h) **Accounts payable**—Accounts payable balances in the general fund are primarily payable to third-party vendors for goods provided and services rendered.

(i) **Compensated absences**—The Office follows generally accepted accounting principles in accounting for accrued compensated absences. The Office allows limited vesting of unused employee leave time. Since the annual and sick leave liability is considered long-term, it is recorded in the government-wide financial statements of the County. Compensated absences are expected to be paid out of the General Fund of the Office and this practice is expected to continue in the future. The Office maintained compensated absence records for the hours earned, used and available.

(j) **Fund balance**—Fund balance for governmental funds report classifications that comprise a hierarchy based primarily on the extent to which the government is bound to honor constraints on the specific purposes for which amounts in the funds may be spent. In as much as the Supervisor of Elections is a county constitutional officer, any funds remaining at the end of the fiscal year are returned to the Board of County Commissioners. Unassigned fund balance represents funds available for spending at the government's discretion.

The Office does not have a formal written policy regarding whether restricted or unrestricted amounts are considered to be spent when an expenditure for purposes for which both restricted and unrestricted fund balances are available. However, it has been the Office's general practice when expenditure is incurred for purposes for which both restricted and unrestricted fund balance is available; the Office considers restricted funds to have been spent first. When expenditure is incurred for which committed, assigned or unassigned funds balances are available, the Office considers amounts to have been spent first out of committed funds, then assigned funds, and lastly unassigned funds, as needed.

(k) **Use of estimates**—The preparation of financial statements in conformity with generally accepted accounting principles requires management to make various estimates. Actual results could differ from those estimates.

(2) Budgets and Budgetary Accounting:

Governmental fund revenues and expenditures accounted for in budgetary funds are controlled by a formal integrated budgetary accounting system in accordance with the Florida Statutes. An annual budget was adopted for the General Fund. All budget amounts presented in the accompanying special-purpose financial statements have been adjusted for legally authorized amendments of the annual budget for the year. The annual budget is monitored at varying levels of classification detail. However, for purposes of budgetary control, expenditures cannot legally exceed the total budget appropriations at the individual fund level. All appropriations lapse at year-end.

(3) Investments:

Florida Statutes authorize the Office to invest in bonds, notes or other obligations of the U.S. Government, certificates of deposits, repurchase agreements, certain bonds of any State or local government unit and the State Treasurer's Investment Pool.

Interest Rate Risk. The Office does not have a formal investment policy that limits investment maturities as a means of managing its exposure to fair value losses arising from increasing interest rates.

Concentration of Credit Risk. The Office places no limit on the amount the Office may invest in any one issuer. The Office maintained 100-percent of excess deposits in a checking account with a local financial institution subject to Federal Depository Insurance Corporation (FDIC) insurance, and/or the State of Florida collateral pool established under the Florida Security for Public Deposits Act (the Act).

(4) Risk Management:

The Office participates in the risk management program established by the Board of County Commissioners for life and health insurance. The risk management program is accounted for in the Board's financial statements as an Internal Service Fund, in accordance with the requirements of GASB Statement 10.

The Office is exposed to various risks of loss related to torts; theft of, damage to and destruction of assets; errors and omissions; and natural disasters for which the Office carries commercial insurance. There were no significant reductions in insurance coverage from prior years. Settle claims resulting from the risks described above have not exceeded the insurance coverage during the previous three years.

(5) **Pension Plan:**

The Office participates in the Florida Retirement System (FRS), a multiple-employer, cost-sharing defined public employee retirement system which covers all of the Office's full-time employees. The System is administered by the State of Florida, Department of Administration, Division of Retirement to provide retirement and survivor benefits to participating public employees. Provisions relating to the FRS are established by Chapters 121 and 122, Florida Statutes; Chapter 112, Part IV, Florida Statutes; Chapter 238, Florida Statutes; and FRS Rules, Chapter 60S, Florida Administrative Code; wherein eligibility, contributions, and benefits are defined and described in detail. The FRS is a single retirement system administered by the Department of Management Services, Division of Retirement, and consists of two cost-sharing, multiple-employer retirement plans and other nonintegrated programs. These include a defined-benefit pension plan (Plan), with a Deferred Retirement Option Program (DROP), and a defined-contribution plan, referred to as the FRS Investment Plan (Investment Plan).

In addition, all regular employees of the entity are eligible to enroll as members of the Retiree Health Insurance Subsidy (HIS) Program. The HIS is a cost-sharing, multiple-employer defined benefit pension plan established and administered in accordance with section 112.363, Florida Statutes. The benefit is a monthly payment to assist retirees of the state-administered retirement systems in paying their health insurance costs. For the fiscal year ended September 30, 2025, eligible retirees and beneficiaries received a monthly HIS payment equal to the number of years of service credited at retirement multiplied by $7.50. The minimum payment is $45 and the maximum payment is $225 per month, pursuant to section 112.363, Florida Statutes. To be eligible to receive a HIS benefit, a retiree under one of the state-administered retirement systems must provide proof of eligible health insurance coverage, which can include Medicare.

For financial reporting purposes, the Office is deemed to be part of the primary government of the County. A liability related to the Office's proportionate share of FRS retirement benefits, along with a detailed plan description, is reported in the financial statements of the County for the fiscal year ended September 30, 2025.

REQUIRED SUPPLEMENTARY INFORMATION

FLAGLER COUNTY, FLORIDA SUPERVISOR OF ELECTIONS
SCHEDULE OF REVENUES, EXPENDITURES AND CHANGES IN FUND BALANCE -
BUDGET AND ACTUAL - GENERAL FUND
FOR THE YEAR ENDED SEPTEMBER 30, 2025

	Budgeted Amounts			
	Original	**Final**	**Actual**	**Variance with Final Budget**
Revenues				
Intergovernmental	$ -	$ -	$ 328,891	$ 328,891
Charges for services	-	-	12,955	12,955
Miscellaneous	-	-	22,914	22,914
Total revenues	-	-	364,760	364,760
Expenditures				
Current:				
General government	2,706,240	2,706,240	2,693,385	12,855
Debt service:				
Principal	-	-	6,758	(6,758)
Interest	-	-	238	(238)
Total expenditures	2,706,240	2,706,240	2,700,381	5,859
Excess (deficiency) of revenues over expenditures	(2,706,240)	(2,706,240)	(2,335,621)	370,619
Other financing sources (uses)				
Appropriations from Board of County Commissioners	2,706,240	2,706,240	2,706,240	-
Reversion to Board of County Commissioners	-	-	(370,619)	(370,619)
Total other financing sources (uses)	2,706,240	2,706,240	2,335,621	(370,619)
Net change in fund balance	-	-	-	-
Fund balance, beginning of year	-	-	-	-
Fund balance, end of year	$ -	$ -	$ -	$ -

The accompanying note to schedule of revenues, expenditures and changes in fund balance - budget and actual - general fund is an integral part of this schedule.

FLAGLER COUNTY SUPERVISOR OF ELECTIONS
NOTE TO SCHEDULE OF REVENUES, EXPENDITURES AND CHANGES IN FUND BALANCES – BUDGET AND ACTUAL – GENERAL FUND
FOR THE YEAR ENDED SEPTEMBER 30, 2025

(1) **Budgetary Information:**

An annual budget is adopted on a basis consistent with accounting principles generally accepted in the United States of America for the general fund. All annual appropriations lapse at fiscal year-end.

The Supervisor of Elections follows these procedures in establishing the budgetary data reflected in the financial statements:

a) The preparation, adoption and amendment of the budgets are governed by Florida Statutes. Public hearings are conducted to obtain taxpayer comments.

b) Budget excess expenditures over revenues are funded through appropriations from the Board of County Commissioners.

c) Formal budgetary integration is employed as a management control device during the year for the General Fund. The legal level of budgetary control is the fund level.

d) The budgets for the funds are adopted on a basis consistent with accounting principles generally accepted in the United States of America.

ADDITIONAL ELEMENTS REQUIRED BY THE RULES OF THE AUDITOR GENERAL

JAMESMOORE

INDEPENDENT AUDITORS' REPORT ON INTERNAL CONTROL OVER FINANCIAL REPORTING AND ON COMPLIANCE AND OTHER MATTERS BASED ON AN AUDIT OF SPECIAL-PURPOSE FINANCIAL STATEMENTS PERFORMED IN ACCORDANCE WITH *GOVERNMENT AUDITING STANDARDS*

The Honorable Kaiti Lenhart, Supervisor of Elections,
Flagler County, Florida:

We have audited, in accordance with auditing standards generally accepted in the United States of America and the standards applicable to financial audits contained in *Government Auditing Standards* issued by the Comptroller General of the United States, the financial statements of the general fund of the Flagler County, Florida Supervisor of Elections (the Office) as of and for the year ended September 30, 2025, and the related notes to the financial statements, which collectively comprise the Office's special-purpose financial statements, and have issued our report thereon dated May 22, 2026.

Report on Internal Control over Financial Reporting

In planning and performing our audit of the special-purpose financial statements, we considered the Office's internal control over financial reporting (internal control) as a basis for designing audit procedures that are appropriate in the circumstances for the purpose of expressing our opinion on the special-purpose financial statements, but not for the purpose of expressing an opinion on the effectiveness of the Office's internal control. Accordingly, we do not express an opinion on the effectiveness of the Offices' internal control.

A *deficiency in internal control* exists when the design or operation of a control does not allow management or employees in the normal course of performing their assigned functions, to prevent, or detect and correct misstatements on a timely basis. A *material weakness* is a deficiency, or a combination of deficiencies, in internal control, such that there is a reasonable possibility that a material misstatement of the Office's financial statements will not be prevented, or detected and corrected on a timely basis. A *significant deficiency* is a deficiency, or a combination of deficiencies, in internal control that is less severe than a material weakness, yet important enough to merit attention by those charged with governance.

Our consideration of internal control was for the limited purpose described in the first paragraph of this section and was not designed to identify all deficiencies in internal control over financial reporting that might be material weaknesses or significant deficiencies. Given these limitations, during our audit we did not identify any deficiencies in internal control over financial reporting that we consider to be material weaknesses. However, material weaknesses or significant deficiencies may exist that were not identified.

Report on Compliance and Other Matters

As part of obtaining reasonable assurance about whether the Offices' special-purpose financial statements are free from material misstatement, we performed tests of its compliance with certain provisions of laws, regulations, contracts, and grant agreements, noncompliance with which could have a direct and material effect on the financial statements. However, providing an opinion on compliance with those provisions was not an objective of our audit and, accordingly, we do not express such an opinion. The results of our tests disclosed no instances of noncompliance or other matters that are required to be reported under *Government Auditing Standards*.

Purpose of this Report

The purpose of this report is solely to describe the scope of our testing of internal control and compliance and the results of that testing, and not to provide an opinion on the effectiveness of the Office's internal control or on compliance. This report is an integral part of an audit performed in accordance with *Government Auditing Standards* in considering the Office's internal control and compliance. Accordingly, this communication is not suitable for any other purpose.

James Moore & Co., P.L.

Daytona Beach, Florida
May 22, 2026

JAMESMOORE

INDEPENDENT AUDITORS' MANAGEMENT LETTER REQUIRED BY CHAPTER 10.550, RULES OF THE STATE OF FLORIDA, OFFICE OF THE AUDITOR GENERAL

The Honorable Kaiti Lenhart, Supervisor of Elections,
Flagler County, Florida:

Report on the Financial Statements

We have audited the financial statements of the Flagler County, Florida Supervisor of Elections (the Office), as of and for the fiscal year ended September 30, 2025, and have issued our report thereon dated May 22, 2026.

Auditors' Responsibility

We conducted our audit in accordance with auditing standards generally accepted in the United States of America; the standards applicable to financial audits contained in *Government Auditing Standards*, issued by the Comptroller General of the United States and Chapter 10.550, Rules of the Auditor General.

Other Reporting Requirements

We have issued our Independent Auditors' Report on Internal Control over Financial Reporting and Compliance and Other Matters Based on an Audit of Special-Purpose Financial Statements Performed in Accordance with *Government Auditing Standards*, and Independent Accountants' Report on an examination conducted in accordance with *AICPA Professional Standards*, AT-C Section 315, regarding compliance requirements in accordance with Chapter 10.550, Rules of the Auditor General. Disclosures in those reports, which are dated May 22, 2026, should be considered in conjunction with this management letter.

Prior Audit Findings

Section 10.554(1)(i)1., Rules of the Auditor General, requires that we determine whether or not corrective actions have been taken to address findings and recommendations made in the preceding annual financial audit report. Corrective actions have been taken to address all findings and recommendations made in the preceding financial audit report, if applicable.

Official Title and Legal Authority

Section 10.554(1)(i)4., Rules of the Auditor General, requires that the name or official title and legal authority for the primary government and each component unit of the reporting entity be disclosed in this management letter, unless disclosed in the notes to the financial statements. The Office is an elected constitutional officer, whose office is established by Article VIII of the Constitution of the State of Florida and is governed by various provisions of state law. There are no component units of the Office to be disclosed as required by accounting principles generally accepted in the United States of America.

Financial Conditional and Management

Section 10.554(1)(i)2., Rules of the Auditor General, requires that we address in the management letter any recommendations to improve financial management. In connection with our audit, we did not have any such recommendations.

Additional Matters

Section 10.554(1)(i)3., Rules of the Auditor General, requires us to communicate noncompliance with provisions of contracts or grant agreements, or abuse, that have occurred, or are likely to have occurred, that have an effect on the financial statements that is less than material but which warrants the attention of those charged with governance. In connection with our audit, we did not note any such findings.

Purpose of this Letter

Our management letter is intended solely for the information and use of the Legislative Auditing Committee, members of the Florida Senate and the Florida House of Representatives, the Florida Auditor General, Federal and other granting agencies, the Office, and applicable management, and is not intended to be and should not be used by anyone other than these specified parties.

James Moore & Co., P.L.

Daytona Beach, Florida
May 22, 2026

JAMESMOORE

INDEPENDENT ACCOUNTANTS' EXAMINATION REPORT

The Honorable Kaiti Lenhart, Supervisor of Elections,
Flagler County, Florida:

We have examined the Flagler County, Florida Supervisor of Elections' (the Office) compliance with Section 218.415, Florida Statutes, *Local Government Investment Policies* (the Statute), for the year ended September 30, 2025. Management is responsible for the Office's compliance with those requirements. Our responsibility is to obtain reasonable assurance by evaluating against the aforementioned statutes and performing other procedures to obtain sufficient appropriate evidence to express an opinion that conveys the results of our evaluation based on our examination.

Our examination was conducted in accordance with the attestation standards for a direct examination engagement established by the AICPA. Those standards require that we obtain reasonable assurance by evaluating against the aforementioned statutes during the year ended September 30, 2025 and performing other procedures to obtain sufficient appropriate evidence to express an opinion that conveys the results of our evaluation of Office's compliance during the year ended September 30, 2025. The nature, timing, and extent of the procedures selected depend on our judgment, including an assessment of the risks that were not in accordance with those requirements in all material respects, whether due to fraud or error. We believe that the evidence we obtained is sufficient and appropriate to provide a reasonable basis for our opinion.

We are required to be independent of the Office, and to meet our other ethical responsibilities, in accordance with relevant ethical requirements relating to our examination engagement.

In our opinion, for the year ended September 30, 2025, the Office complied with the Statute in all material respects.

James Moore & Co., P.L.

Daytona Beach, Florida
May 22, 2026